



NAME \_\_\_\_\_

DATE \_\_\_\_\_



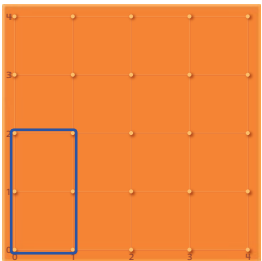
(PAGE 1 OF 2)

# About the Mathematics in This Unit

Dear Family,

We are beginning a new unit in mathematics called *Make a Shape, Fill a Hexagon*. This geometry unit focuses on two-dimensional shapes. In this unit, students look for and identify two-dimensional shapes in their environment and make a Class Book of Shapes and a Shape Mural using geometric shapes to depict the objects they see. They look carefully at the attributes of shapes as they describe, identify, compare, construct, and represent 2-D shapes. Students also combine shapes to make new shapes (e.g., 2 trapezoids make a hexagon).

Throughout this unit, students will be working toward these goals:

Benchmarks/Goals	Examples
Identify and describe the overall size, shape, and features of familiar 2-D shapes.	<p>“It has a triangle on one side.”</p> <p>“It’s big.”</p> <p>“It would make a good ramp.”</p>  <p>“It looks like a piece of pie.”</p> <p>“One part is pointy.”</p>
Make 2-D shapes.	 




NAME \_\_\_\_\_

DATE \_\_\_\_\_

(PAGE 2 OF 2)

## About the Mathematics in This Unit

Benchmarks/Goals	Examples
Combine shapes to make 2-D shapes.	

In our math class, students engage in math problems and activities and discuss the underlying concepts. They are asked to share their reasoning and solutions. It is important that children solve math problems accurately in ways that make sense to them. At home, encourage your child to explain his or her math thinking to you.

In the coming weeks, you will receive information about activities to do at home.