


CIS Reading Expo



When: Tuesday, March 26, 2019

Time: 2:15pm - 4.00pm

Who: Kindergarten to
Grade 5 Students

Where: The ARC

Theme: Reading Rocks!



What is a Reading Expo?

It's that time of year again, where students celebrate their love for reading and share their favorite book with the CIS community! The Reading Expo is set up similar to a science fair, but it's all about books! Students will create projects about their favorite books, encouraging other students to read them. The goal of this event is to encourage and enhance reading at all grade levels, and celebrate the joy it brings when sharing it with others!

The students will have a choice to present their favorite book in 3 different categories:

- Fiction Storyboard Display
- Non-fiction Display
- Book Trailer Video




Students will create a trifold display or a book trailer to present their book of choice to their peers, teachers, parents and appraisers. Students may also choose to dress-up like their book character and/or bring suitable props for their Reading Expo presentation.

During the Reading Expo, the appraisers will be looking for creative projects that have incorporated all the required elements (use the checklist to help guide you). Each participant will receive constructive feedback, and be entered into our lucky prize draw!

Students will...

- Choose to [enter](#) as an individual or with a partner.
- Read or reread their favourite story or non-fiction book.
- Choose one category (Fiction Storyboard, Non-fiction Display or Book Trailer Video).
- Create their projects either using a tri-fold display board or book trailer (imovie/movie maker).
- Use the Reading Expo Checklist to ensure their project meets **all** the criteria.
- Label the display boards with their name(s) and grade(s).
- Present their projects on March 26 to the CIS community.
- Have fun and be proud of their project!
- Be entered into a draw to win a prize!

CIS Reading Expo Checklist

Fictional Storyboard Display	Non-fiction Project Display	Book Trailer
<ul style="list-style-type: none"> <input type="checkbox"/> Title <input type="checkbox"/> Author <input type="checkbox"/> Main Characters <input type="checkbox"/> Setting - place and time of story <input type="checkbox"/> Plot Summary - brief summary (not a retelling) of what the story is about and what takes place <input type="checkbox"/> Conflict - the problem in the story <input type="checkbox"/> Solution - how the problem is resolved <input type="checkbox"/> Author's Purpose - why the author wrote the story (to entertain, inform, and/or persuade) <input type="checkbox"/> Tone or Mood - describes how the author wants the reader to feel while reading the story <input type="checkbox"/> Creative and interesting – the project is original and encourages others to read the book. 	<ul style="list-style-type: none"> <input type="checkbox"/> Title <input type="checkbox"/> Author <input type="checkbox"/> Summary – a brief summary of main details. <input type="checkbox"/> Author's Purpose - why the author wrote the story (to entertain, inform, and/or persuade) <input type="checkbox"/> Student Connection - what does this text remind you of? <input type="checkbox"/> Wow Facts – What interesting and cool facts did you find in this text? <input type="checkbox"/> Questions – If you could ask the author questions, what would they be? <input type="checkbox"/> Creative and interesting- the project is original and encourages others to read the book. 	<ul style="list-style-type: none"> <input type="checkbox"/> Introduce the book - Includes the title, the author's name and the genre. <input type="checkbox"/> Tell about the book- Introduce the main characters and action. Don't tell every detail, leave the reader wondering. <input type="checkbox"/> Favorite part of the book - Persuades the audience to read the book and leaves the audience wanting to know more. <input type="checkbox"/> Make a connection - What does this book remind you of? <input type="checkbox"/> Give a recommendation - Why would someone want to read this book? <input type="checkbox"/> Recommended software - iMovie <input type="checkbox"/> Creative and interesting - the project is original and encourages others to read the book. <input type="checkbox"/> 2-3 minutes long 

Entry form: [Click here](#)