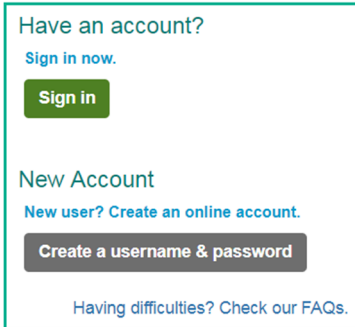


FACTS. GRANT & AID: *GETTING STARTED*

Go to (on any device!): <https://online.factsmgt.com/signin/48T2F>



Have an account?
Sign in now.
Sign in

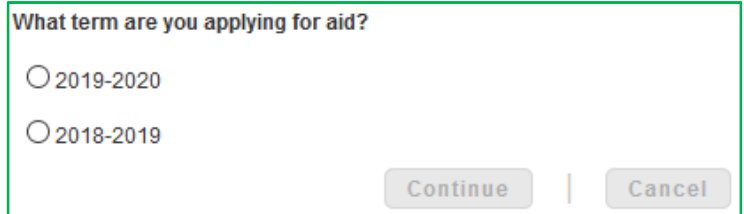
New Account
New user? [Create an online account.](#)
Create a username & password

[Having difficulties? Check our FAQs.](#)

First:

Sign in with your existing FACTS account if you are a returning family or have set up a FACTS account previously for another school.

If this your first time with FACTS, click **Create a username and password**.



What term are you applying for aid?

2019-2020

2018-2019

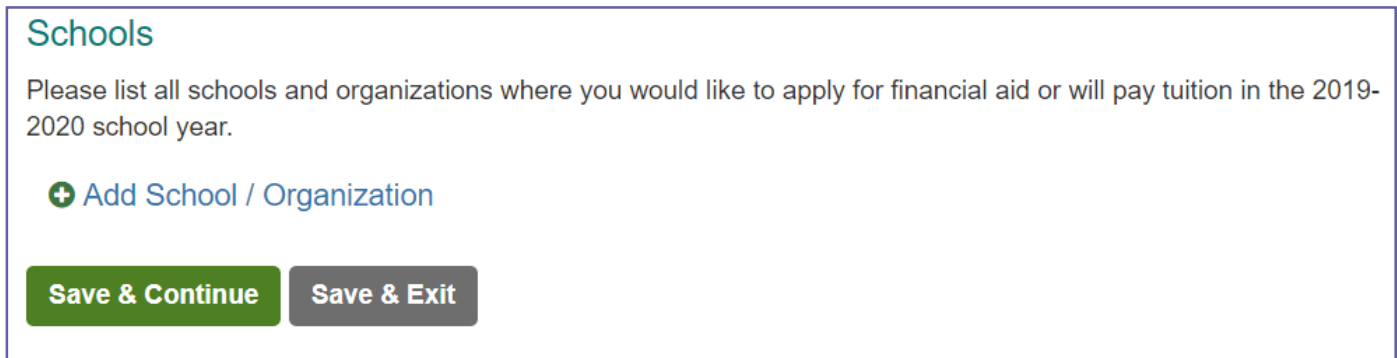
Continue | **Cancel**

Next: Select the school year that you are *applying for*. Click 'Continue'

Click **Begin Application**:

Begin Application

Select the school(s) & organizations you are applying to:



Schools

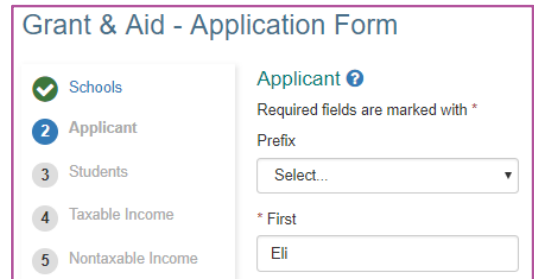
Please list all schools and organizations where you would like to apply for financial aid or will pay tuition in the 2019-2020 school year.

[+ Add School / Organization](#)

Save & Continue **Save & Exit**

You're on your way...

Click save & continue and you will move through each section of the application. You will be given an opportunity to review your answers before you submit your application and pay the application fee.



Grant & Aid - Application Form

- Schools
- 2 Applicant
- 3 Students
- 4 Taxable Income
- 5 Nontaxable Income

Applicant ⓘ
Required fields are marked with *

Prefix

* First

Don't forget to upload your documents!

After you submit your application, the application summary will display the documents you need to upload to complete your application.