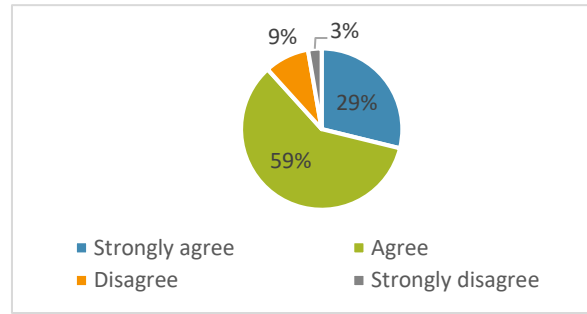


2018 BSD Middle School Student Survey

2,973 (92%) of 3,236 7th grade students completed the survey

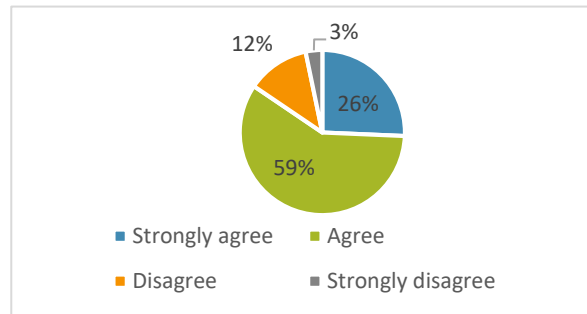
I feel welcome and accepted at this school.

	Frequency	Valid Percent
Strongly agree	781	29%
Agree	1611	59%
Disagree	243	9%
Strongly disagree	74	3%
Total	2709	100%



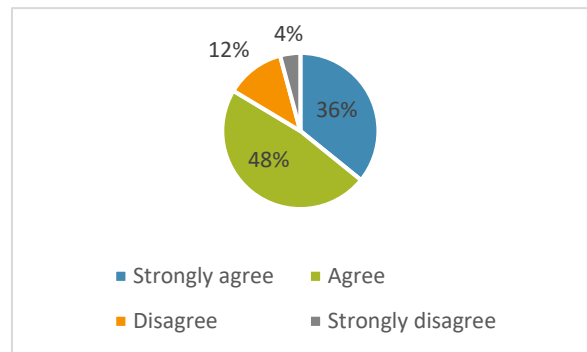
I generally feel safe at my school.

	Frequency	Valid Percent
Strongly agree	693	26%
Agree	1587	59%
Disagree	331	12%
Strongly disagree	88	3%
Total	2699	100%



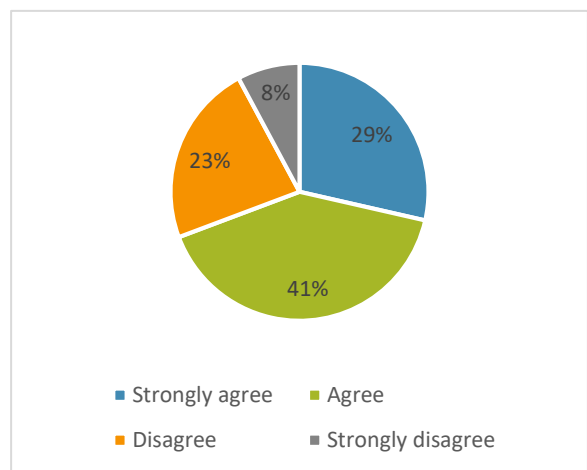
There is at least one adult at school who really cares about me.

	Frequency	Valid Percent
Strongly agree	957	36%
Agree	1276	48%
Disagree	326	12%
Strongly disagree	112	4%
Total	2671	100%



There is at least one adult at school who knows me well enough that I might ask them to help me make decisions.

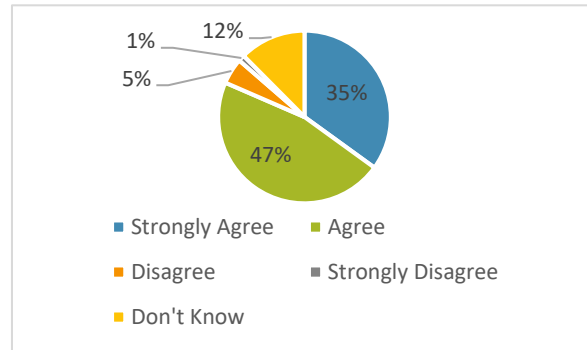
	Frequency	Valid Percent
Strongly agree	769	29%
Agree	1096	41%
Disagree	616	23%
Strongly disagree	211	8%
Total	2692	100%



2018 BSD Middle School Student Survey

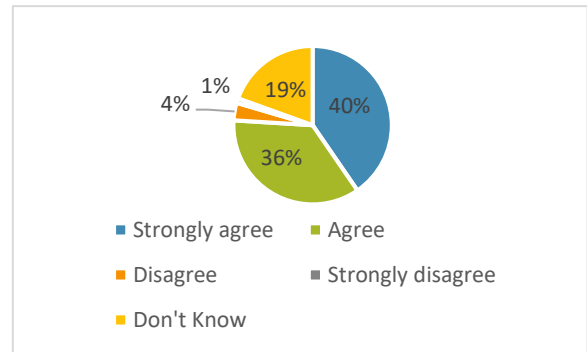
My teachers set high expectations for me.

	Frequency	Valid Percent
Strongly Agree	944	35%
Agree	1256	47%
Disagree	131	5%
Strongly Disagree	32	1%
Don't Know	336	12%
Total	2699	100%



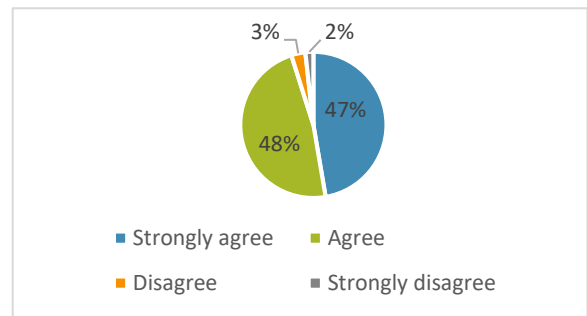
My teachers expect me to attend college.

	Frequency	Valid Percent
Strongly agree	1082	40%
Agree	952	36%
Disagree	96	4%
Strongly disagree	25	1%
Don't Know	522	19%
Total	2677	100%



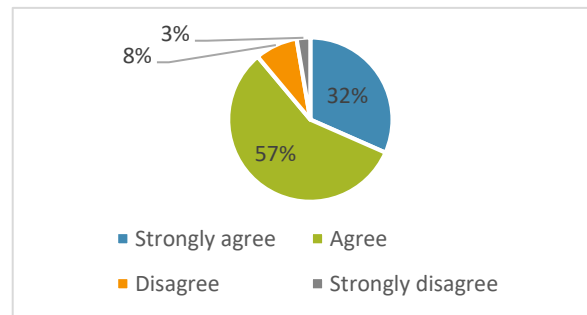
My teachers believe I can learn.

	Frequency	Valid Percent
Strongly agree	1234	47%
Agree	1247	48%
Disagree	81	3%
Strongly disagree	46	2%
Total	2608	100%



I set goals for my learning this year.

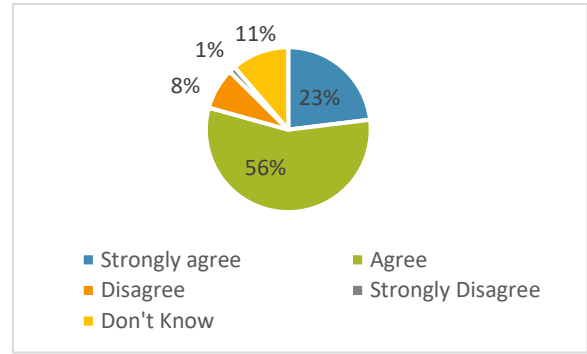
	Frequency	Valid Percent
Strongly agree	854	32%
Agree	1549	57%
Disagree	227	8%
Strongly disagree	73	3%
Total	2703	100%



2018 BSD Middle School Student Survey

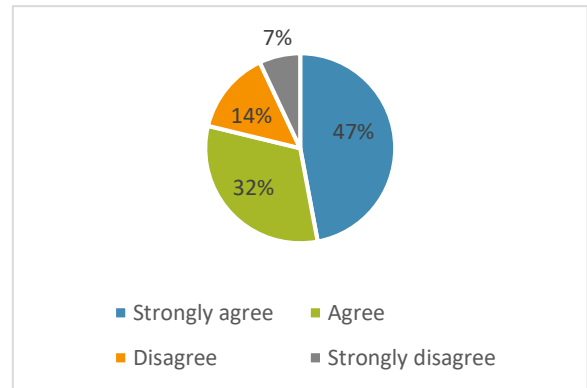
I am on track to meet my learning goals.

	Frequency	Valid Percent
Strongly agree	553	23%
Agree	1348	56%
Disagree	195	8%
Strongly Disagree	30	1%
Don't Know	271	11%
Total	2397	100%



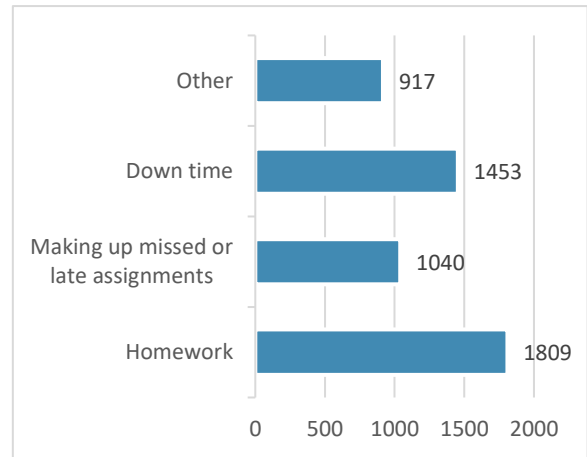
Early release has allowed me to be better prepared for my classes.

	Frequency	Valid Percent
Strongly agree	1229	47%
Agree	829	32%
Disagree	371	14%
Strongly disagree	183	7%
Total	2612	100%



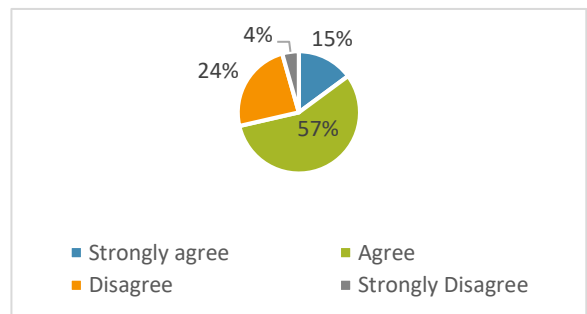
How do you use the Wednesday Early Release time? (Select all that apply.)

	Frequency
Homework	1809
Making up missed or late assignments	1040
Down time	1453
Other	917
Total	5219



My coursework is challenging for me.

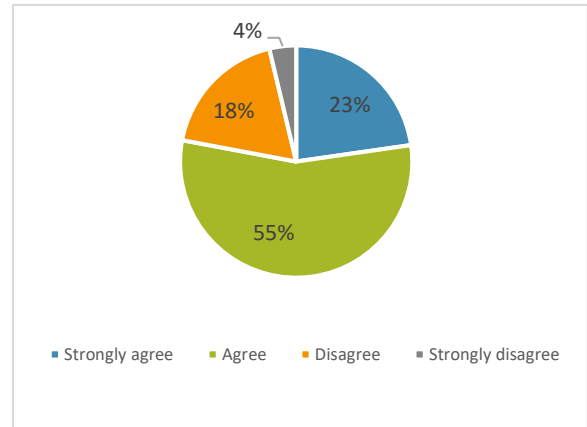
	Frequency	Valid Percent
Strongly agree	392	15%
Agree	1489	57%
Disagree	637	24%
Strongly Disagree	116	4%
Total	2634	100%



2018 BSD Middle School Student Survey

In general, I receive personal feedback from my teachers on how I can improve my school performance.

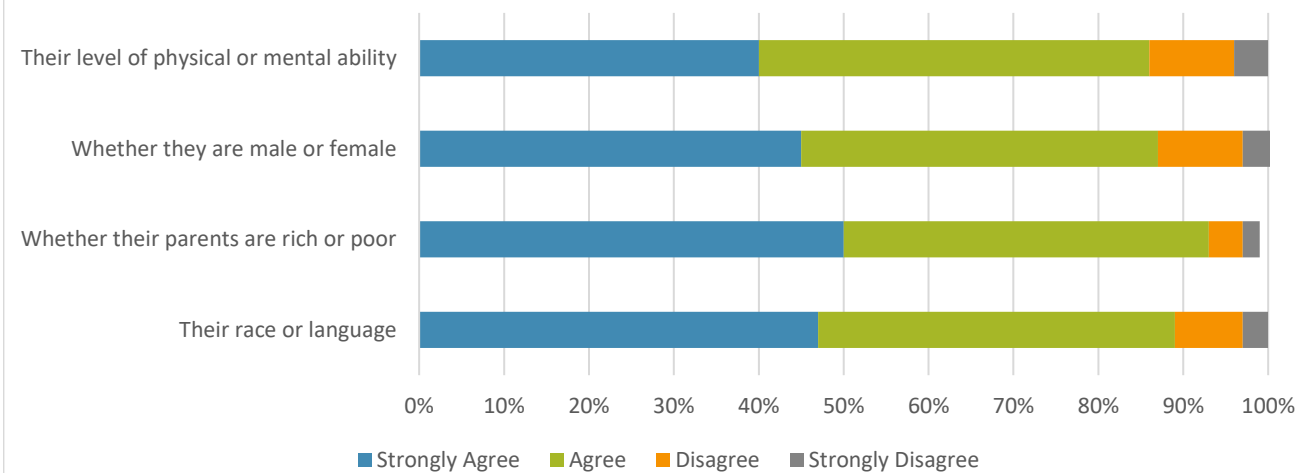
	Frequency	Valid Percent
Strongly agree	598	23%
Agree	1453	55%
Disagree	482	18%
Strongly disagree	98	4%
Total	2631	100%



Staff members at my school treat all students the same, no matter...

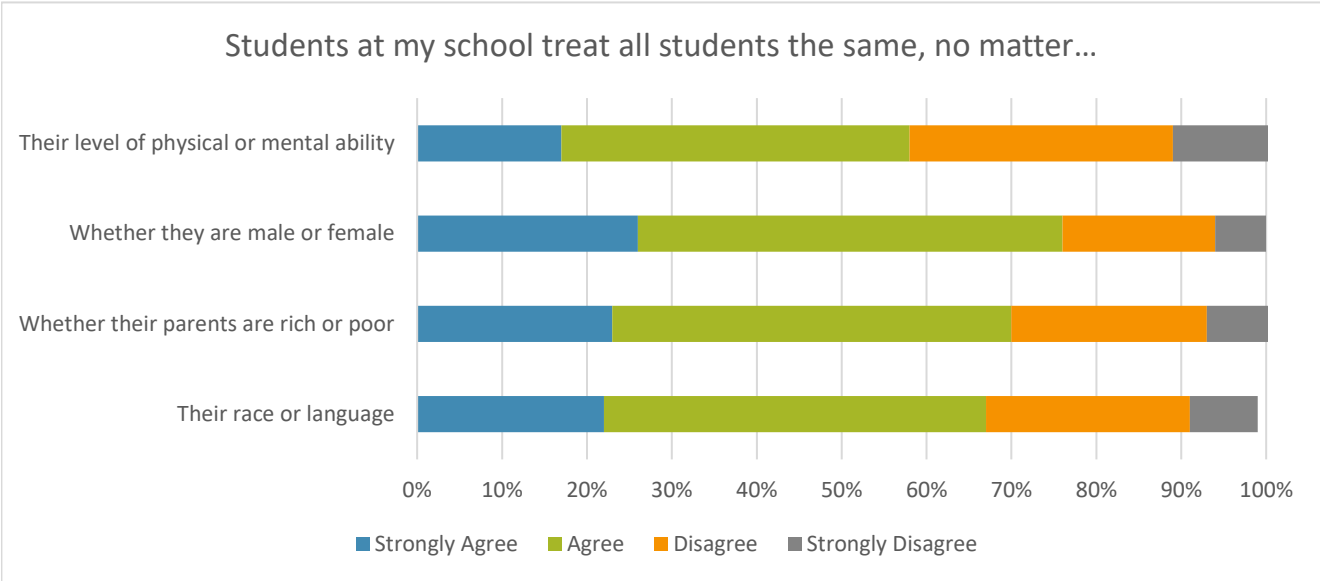
	Strongly Agree	Agree	Disagree	Strongly Disagree
Their race or language	47%	42%	8%	3%
Whether their parents are rich or poor	50%	43%	4%	2%
Whether they are male or female	45%	42%	10%	4%
Their level of physical or mental ability	40%	46%	10%	4%

Staff members at my school treat all students the same, no matter...

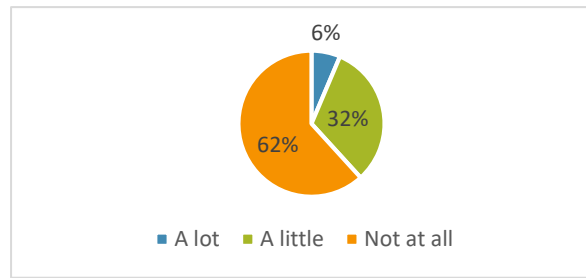


2018 BSD Middle School Student Survey

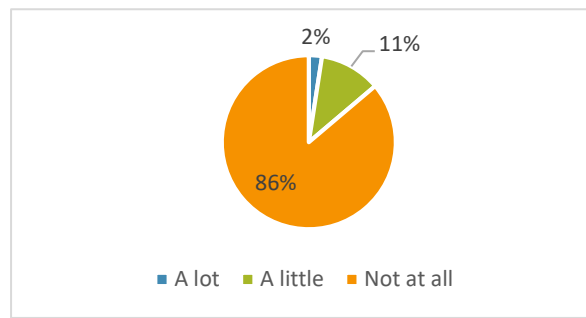
Students at my school treat all students the same, no matter...	Strongly Agree	Agree	Disagree	Strongly Disagree
Their race or language	22%	45%	24%	8%
Whether their parents are rich or poor	23%	47%	23%	8%
Whether they are male or female	26%	50%	18%	6%
Their level of physical or mental ability	17%	41%	31%	12%



I have been bullied at school this year.	Frequency	Valid Percent
A lot	165	6%
A little	822	32%
Not at all	1595	62%
Total	2582	100%



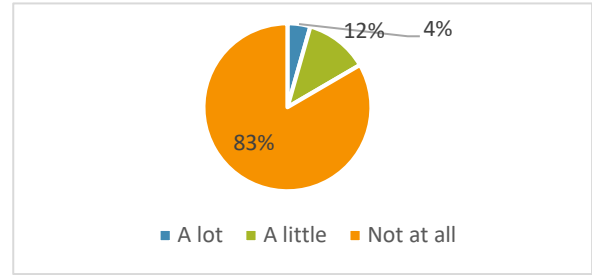
I have been bullied on the way to or from school this year.	Frequency	Valid Percent
A lot	63	2%
A little	293	11%
Not at all	2220	86%
Total	2576	100%



2018 BSD Middle School Student Survey

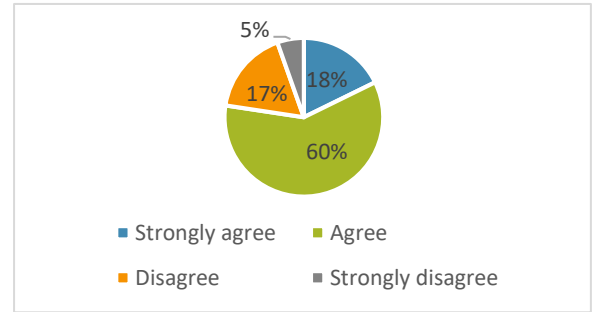
I have been bullied online this year.

	Frequency	Valid Percent
A lot	114	4%
A little	315	12%
Not at all	2156	83%
Total	2585	100%



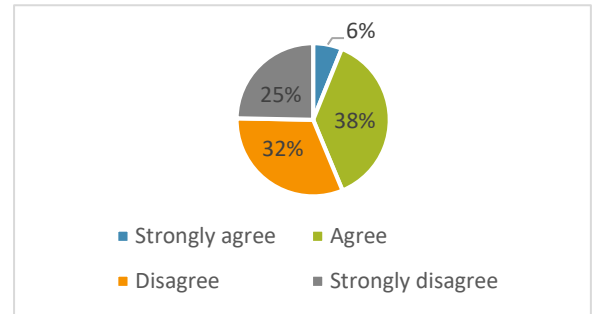
My school is clean and neat in general.

	Frequency	Valid Percent
Strongly agree	459	18%
Agree	1543	60%
Disagree	445	17%
Strongly disagree	140	5%
Total	2587	100%



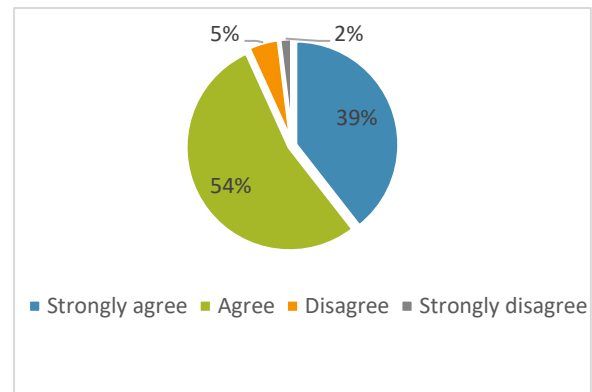
My school is clean and neat in the bathrooms.

	Frequency	Valid Percent
Strongly agree	157	6%
Agree	966	38%
Disagree	811	32%
Strongly disagree	634	25%
Total	2568	100%



My school has the necessary technology available to support my learning.

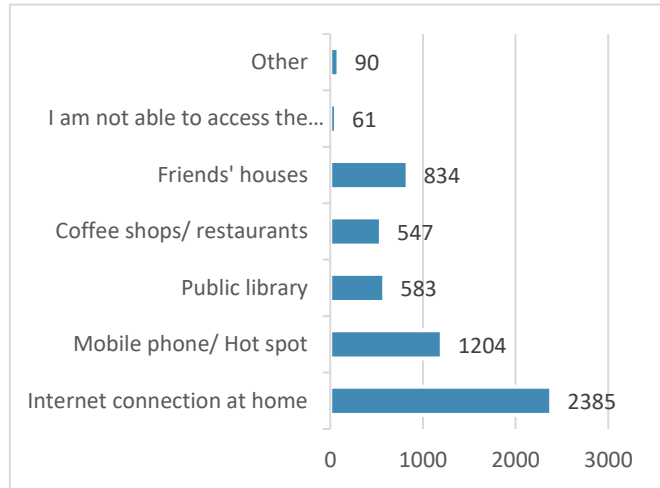
	Frequency	Valid Percent
Strongly agree	999	39%
Agree	1361	54%
Disagree	122	5%
Strongly disagree	50	2%
Total	2532	100%



2018 BSD Middle School Student Survey

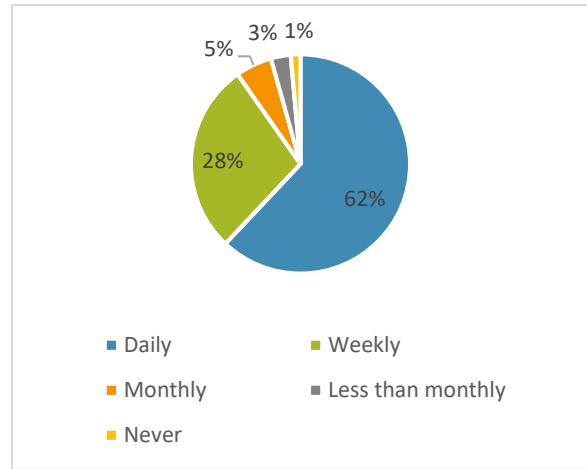
How are you able to access the internet outside of school?

	Frequency
Internet connection at home	2385
Mobile phone/ Hot spot	1204
Public library	583
Coffee shops/ restaurants	547
Friends' houses	834
I am not able to access the internet outside of school	61
Other	90
Total	5704



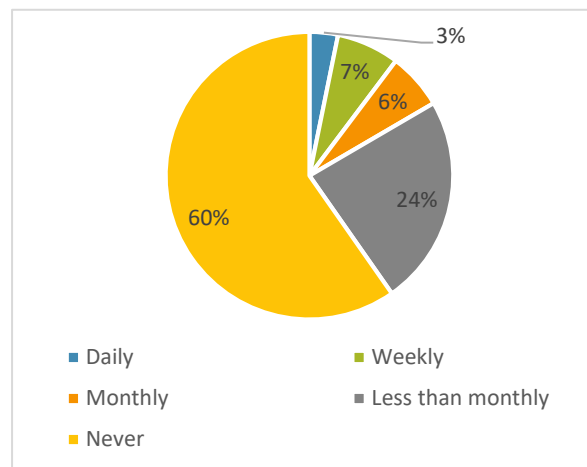
How often do you receive homework assignments that require internet access?

	Frequency	Valid Percent
Daily	1568	62%
Weekly	714	28%
Monthly	136	5%
Less than monthly	74	3%
Never	36	1%
Total	2528	100%



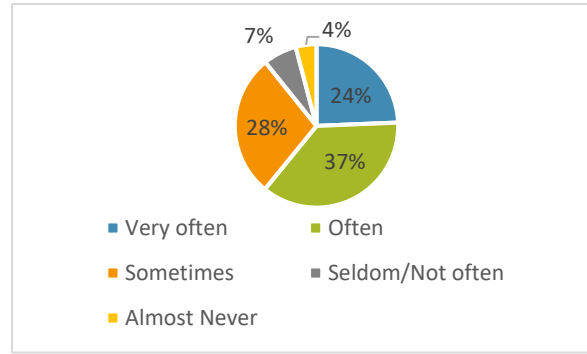
How often are you unable to complete homework assignments because you cannot access the internet?

	Frequency	Valid Percent
Daily	81	3%
Weekly	179	7%
Monthly	160	6%
Less than monthly	600	24%
Never	1512	60%
Total	2532	100%

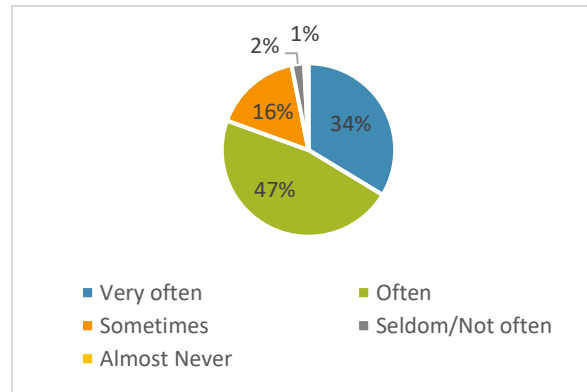


2018 BSD Middle School Student Survey

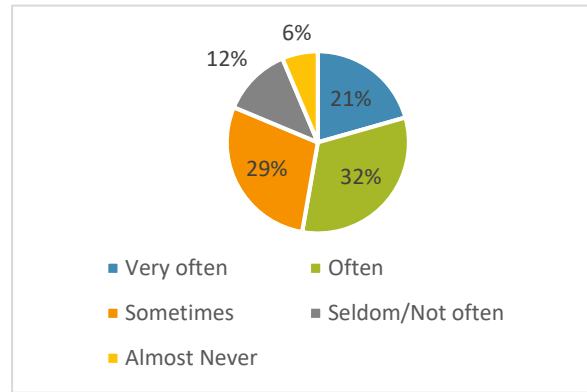
Science: I talk to my classmates about how to solve problems.	Frequency	Valid Percent
Very often	559	24%
Often	839	37%
Sometimes	651	28%
Seldom/Not often	153	7%
Almost Never	94	4%
Total	2296	100%



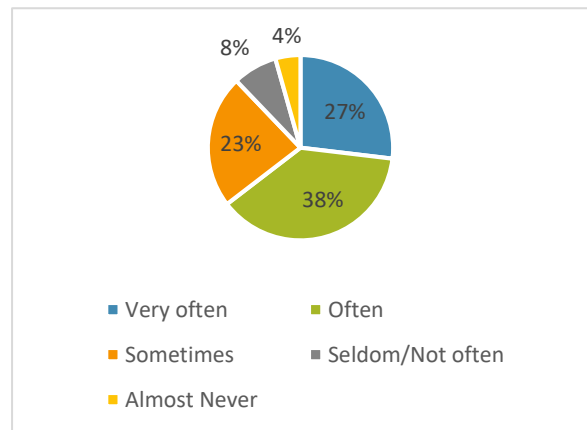
Science: I use information to support my answers.	Frequency	Valid Percent
Very often	771	34%
Often	1073	47%
Sometimes	374	16%
Seldom/Not often	54	2%
Almost Never	18	1%
Total	2290	100%



Science: We relate what we are learning to our daily lives.	Frequency	Valid Percent
Very often	467	21%
Often	729	32%
Sometimes	647	29%
Seldom/Not often	280	12%
Almost Never	144	6%
Total	2267	100%



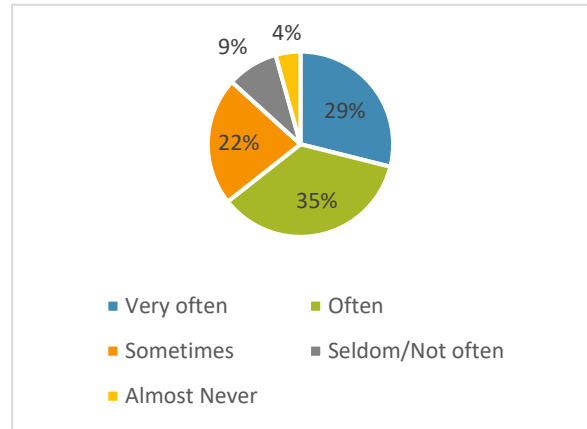
Science: We connect what we are studying to current events or real-world problems.	Frequency	Valid Percent
Very often	615	27%
Often	862	38%
Sometimes	532	23%
Seldom/Not often	178	8%
Almost Never	100	4%
Total	2287	100%



2018 BSD Middle School Student Survey

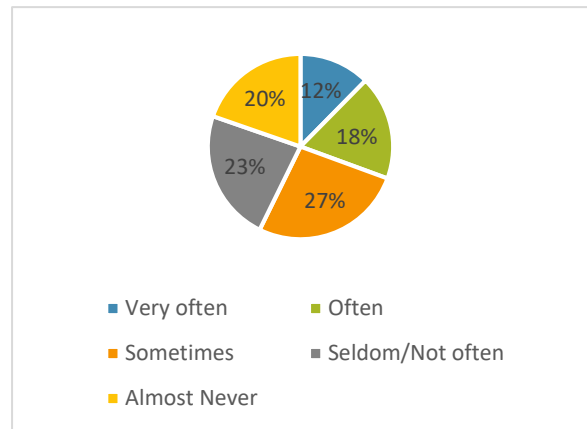
Science: My teacher encourages me to use real-world examples in my thinking.

	Frequency	Valid Percent
Very often	662	29%
Often	812	35%
Sometimes	512	22%
Seldom/Not often	205	9%
Almost Never	99	4%
Total	2290	100%



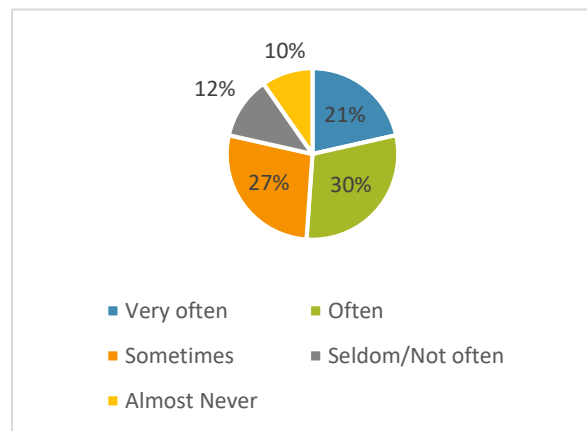
Science: I don't think what we are studying is important outside of school.

	Frequency	Valid Percent
Very often	455	12%
Often	669	18%
Sometimes	980	27%
Seldom/Not often	847	23%
Almost Never	723	20%
Total	3674	100%



Science: I think what we are learning is related to my life outside of school.

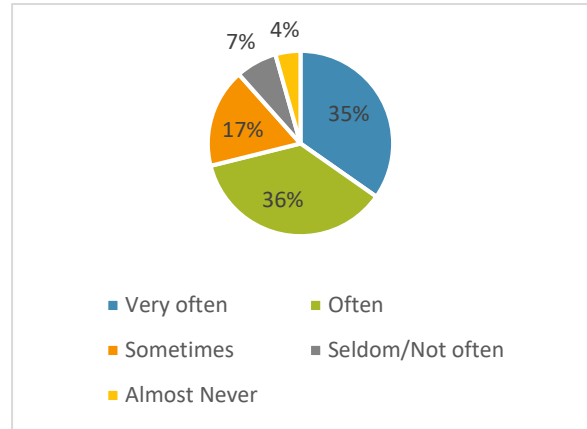
	Frequency	Valid Percent
Very often	490	21%
Often	676	30%
Sometimes	625	27%
Seldom/Not often	269	12%
Almost Never	221	10%
Total	2281	100%



2018 BSD Middle School Student Survey

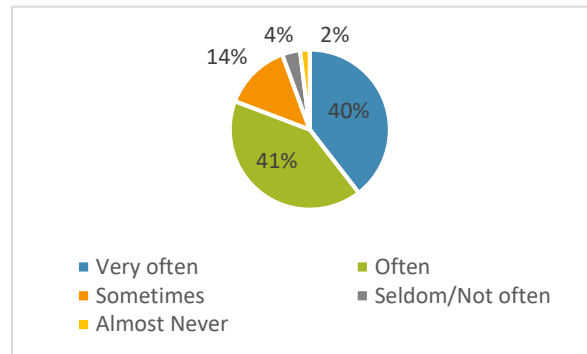
Science: My teacher helps me understand my work so I can do better.

	Frequency	Valid Percent
Very often	795	35%
Often	833	36%
Sometimes	396	17%
Seldom/Not often	165	7%
Almost Never	100	4%
Total	2289	100%



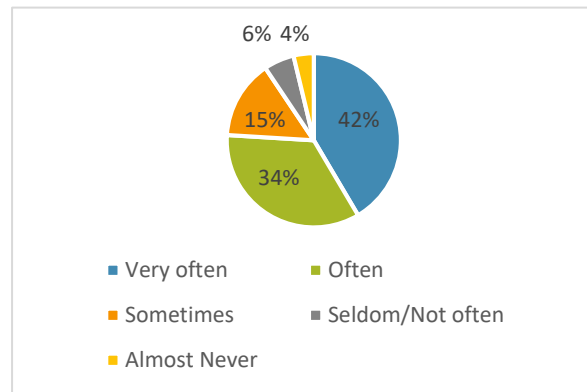
Science: I understand what is expected of me.

	Frequency	Valid Percent
Very often	905	40%
Often	945	41%
Sometimes	312	14%
Seldom/Not often	83	4%
Almost Never	45	2%
Total	2290	100%



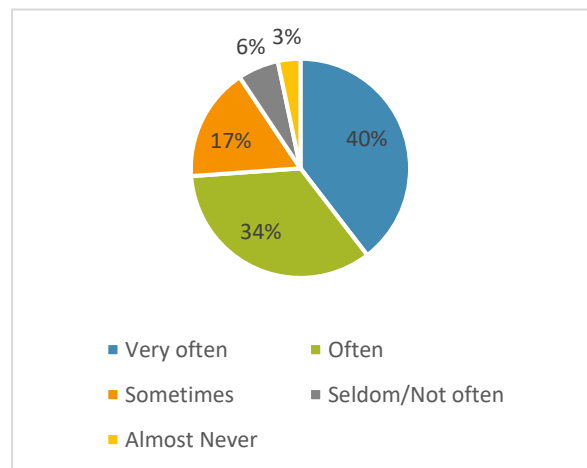
Science: My teacher clearly explains what I should be learning.

	Frequency	Valid Percent
Very often	950	42%
Often	789	34%
Sometimes	335	15%
Seldom/Not often	129	6%
Almost Never	86	4%
Total	2289	100%



Science: If I don't understand something, I know I'll have a chance to ask questions about it.

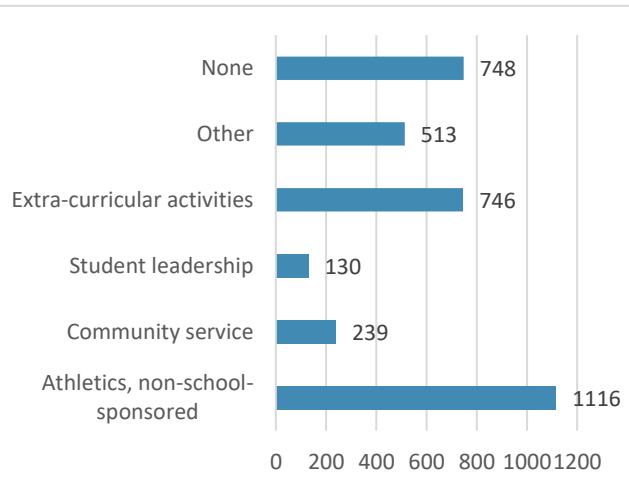
	Frequency	Valid Percent
Very often	904	40%
Often	784	34%
Sometimes	383	17%
Seldom/Not often	138	6%
Almost Never	76	3%
Total	2285	100%



2018 BSD Middle School Student Survey

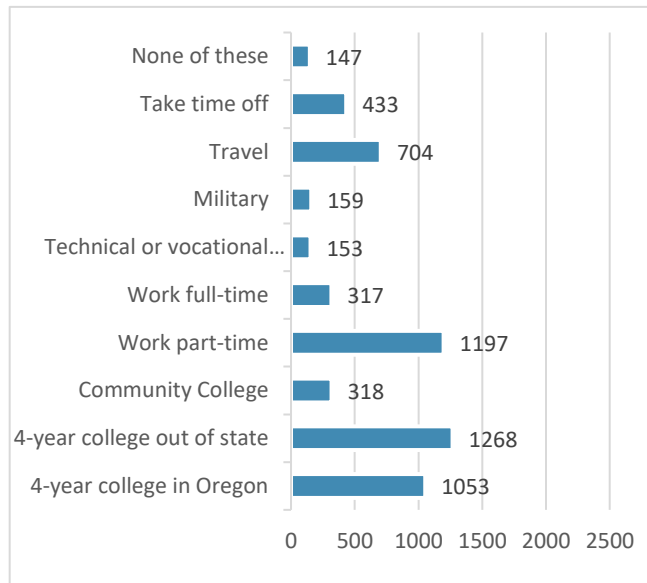
I am involved in the following after-school activities: (Select all that apply.)

	Frequency
Athletics, non-school-sponsored	1116
Community service	239
Student leadership	130
Extra-curricular activities	746
Other	513
None	748
Total	3492



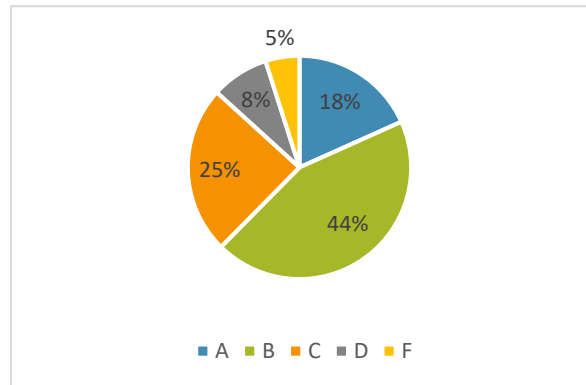
In the first year after high school, I plan to: (Select all that apply.)

	Frequency
4-year college in Oregon	1053
4-year college out of state	1268
Community College	318
Work part-time	1197
Work full-time	317
Technical or vocational training	153
Military	159
Travel	704
Take time off	433
None of these	147
Total	5749



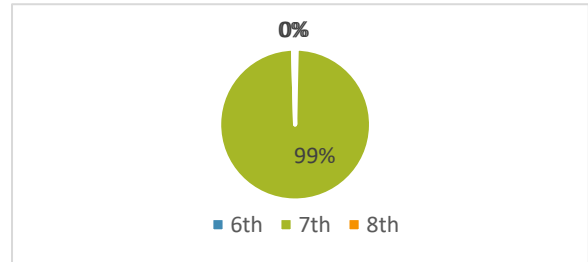
Overall, this is the grade I would give my school:

	Frequency	Valid Percent
A	439	18%
B	1058	44%
C	584	24%
D	200	8%
F	118	5%
Total	2399	100%



2018 BSD Middle School Student Survey

What grade are you in?	Frequency	Valid Percent
6th	10	0%
7th	2938	99%
8th	13	0%
Total	2961	100%



2018 BSD Middle School Student Survey

2018 BSD Middle School Student Survey