

Welcome to Schoology!

The Troy School District is now using Schoology (pronounced: Skool'uh-jee), an award winning Learning Management System that offers course management, mobile learning, and a communications hub, all in one integrated platform!

With your parent account you can view your child's:

Activities / Courses / Calendars

Grades / Groups / Updates


Your access code will be delivered to you later today through School Messenger.

--

To set up your parent account, complete the following steps:

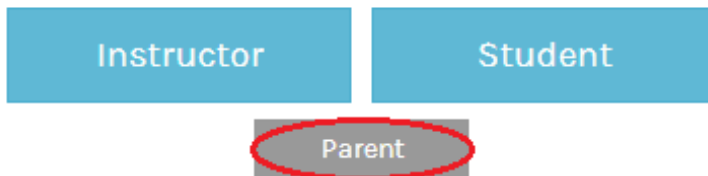
[Create a new Parent account](#)

If you don't already have a Schoology account, go to <https://www.schoology.com> and click **Sign Up**.



Then, select **Parent**.

Sign up for Schoology



1. Click on the Parent button.
2. Enter your Access Code. This code is given to you by one of your child's instructors, and it should look similar to this: xxx-xxx-xxx.
3. Fill out the form with your information.
4. Click **Register** to complete.

Sign up for Schoology

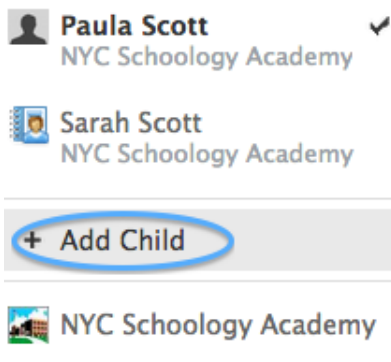
[Back](#)

Access Code

Enter the access code provided by your child's instructor

Continue

When you use a Parent Access Code to create an account, you will be automatically associated to the student. To associate additional students to your account, click on the down-facing arrow on the top right of your Schoology account, select Add Child, and enter the Parent Access Code for your other child/children.



To get more information on your parent account and the features within it, click here

<https://support.schoology.com/hc/en-us/articles/201000873-Parent-Guide>