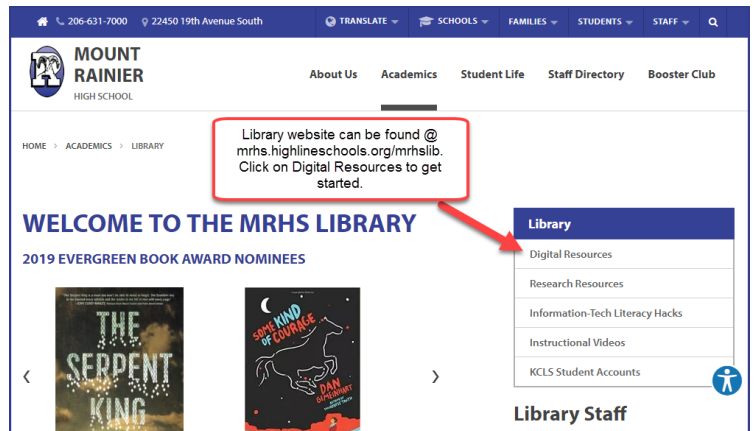


Using ProQuest

1. Go to the MRHS Library Webpage
<mrhs.highlineschools.org/mrhslib>
2. Select "Digital Resources" from the right-hand menu
3. Click the blue "Databases" tab
4. Scroll down until you find the ProQuest search window
5. Start searching using a KEYWORD **OR** go to <www.proquestK12.com>
6. Click on "Product Login"
7. Username: highlineps
Password: burien98



ProQuest is a sophisticated, periodical database. It contains thousands of newspapers, magazines, scholastic and trade journals and government reports.

- ALWAYS used the ADVANCED SEARCH
- Start with your BIGGEST IDEA in the top search window
- You can ADD ROWS for more search terms
- Always search using KEYWORDS rather than phrases, questions or sentences

Searching: 11 databases | 0 Recent searches | 0 Selected items | My Research | Exit

Basic Search | Advanced | Publications | Browse | Preferences | English | Help

ProQuest
Advanced Search

Look Up | Command Line | Find Similar | Obituaries | Data & Reports | Thesaurus | Field codes | Search tips

social media

AND | cyberbullying | OR | cyberstalking

AND | | OR |

Add a row | Remove a row

Search | Clear form

Not all selected databases will return results for this field. View details

Search options

Limit to: Full text Peer reviewed

Publication date: |

Show less

Person: | Look up People

Subject heading: | Look up Subject headings (all)

Location: | Look up Locations

NAICS: | Look up NAICS codes

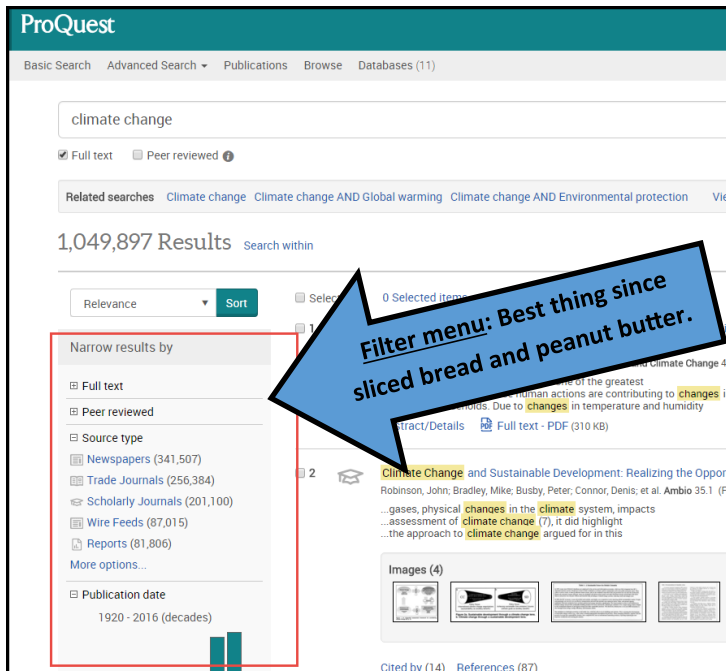
Search subject areas

Use search forms customized for each subject.

The Arts

Business

Health & Medicine



Check your RESULTS number: A “good” target is between 100 and 1000 results.

Use the LEFT-HAND filter menu to further refine your results.

Open each filter by selecting “**More options**”

⇒ Include=keeps that item

⇒ Exclude=does not keep

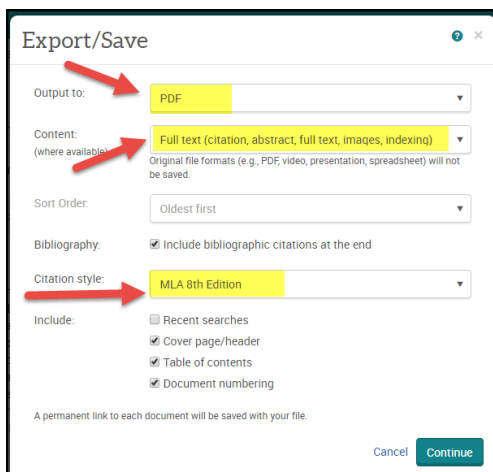
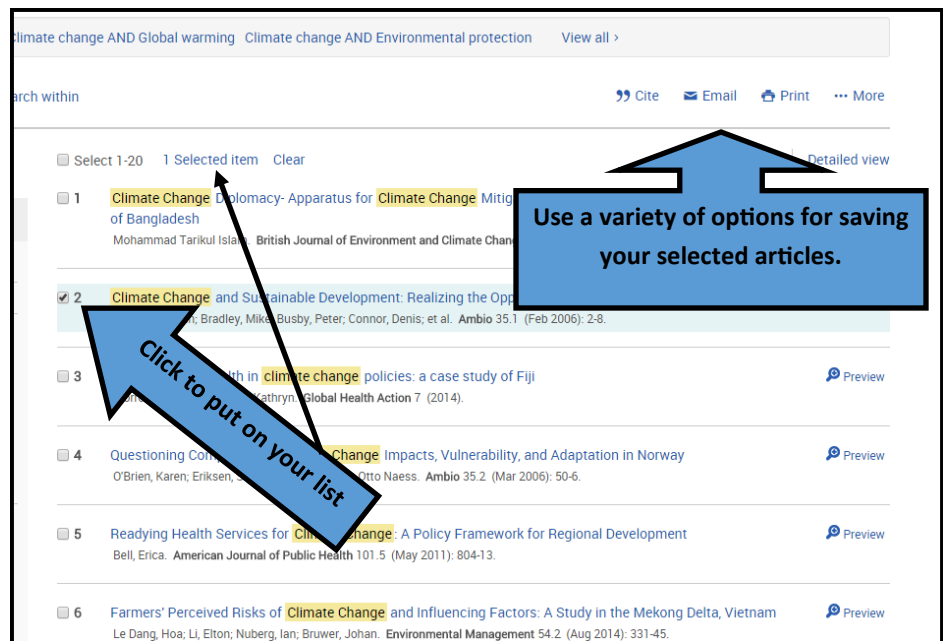
Do same for each filter area as needed.

Select articles you want to save by checking the box next to the number.

You can create a “My Research” account and save articles and searches to this account.

You can also email, print or download (as PDF) articles you have selected.

ProQuest will even make your bibliographic citation for you!



Create a PDF by selecting Export/Save.

Then check the option for bibliographic citations and use the drop-down menu to select “MLA 8th Edition”.

Click continue to download a PDF of ALL selected articles in a packet that includes a Table of Contents and citations for all articles.