

JOHN  
BURTON  
ADVOCATES FOR YOUTH

[www.jbaforyouth.org](http://www.jbaforyouth.org)

# A Step-by-Step Guide for Foster Youth to Completing the FAFSA

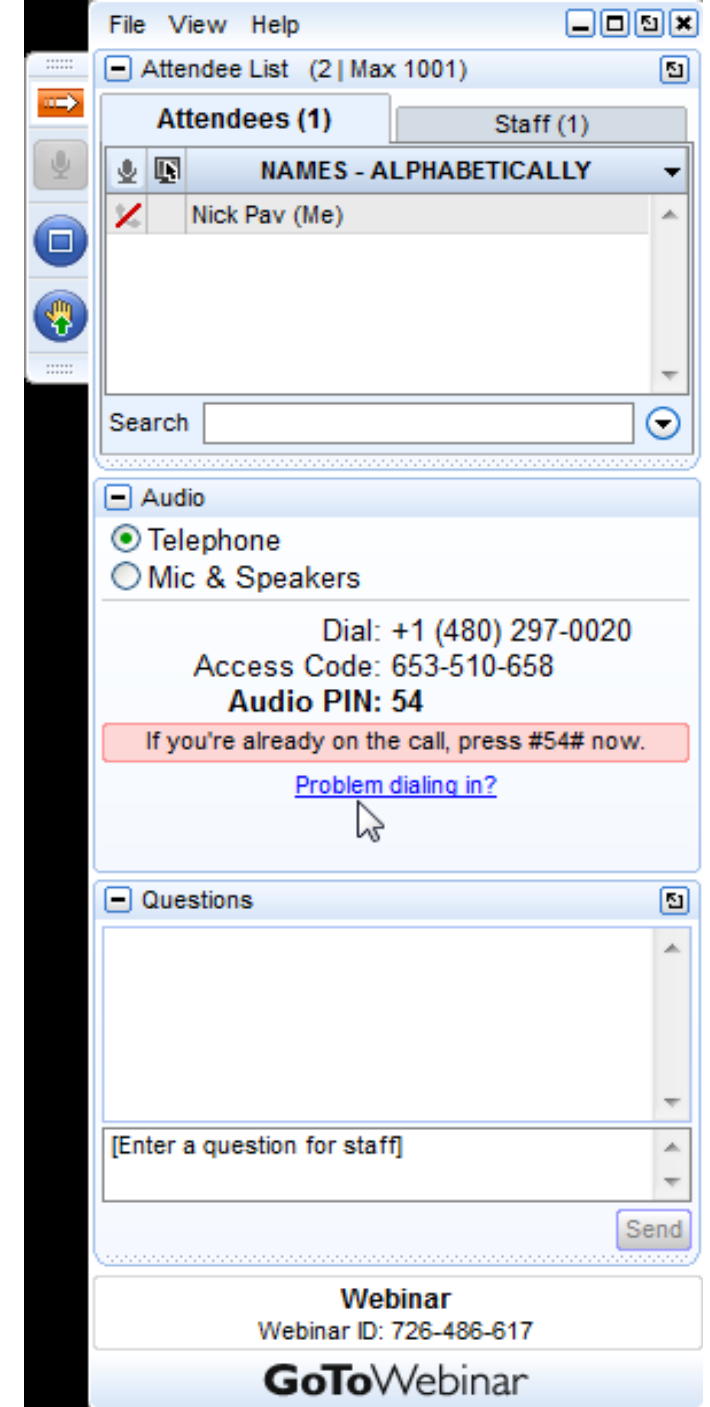
---

January 22, 2018



# Information to Participate

- Call-in information
  - Phone number: (415) 655-0060
  - Access code: 218-596-061
- To submit live questions, click on the “Questions” panel, type your question, and click “send”
- Presentation materials and audio will be posted on [www.cacollegepathways.org](http://www.cacollegepathways.org) and [www.jbaforyouth.org](http://www.jbaforyouth.org)
- A PDF of the slides is available as a handout



# Agenda

---

Where to apply for financial aid: FAFSA & CADAA

When to apply

What to bring

How to complete the FAFSA for foster youth

After the FAFSA: Key steps to ensuring students receive maximum aid

Helpful resources

# Today's Presenters

---

Jessica Petrass, Project Manager

- John Burton Advocates for Youth

Juana Hernandez, Higher Education Manager

- Los Angeles Area Chamber of Commerce Foundation

Mark Kantrowitz

- Consultant

# The Foster Youth FAFSA Challenge!

---

**2017/2018 Goal:**

**At least 61 % of California's high school seniors in foster care complete the FAFSA/CADAA**

*Match the rate of the overall student population*

**[www.jbaforyouth.org/fafsachallenge](http://www.jbaforyouth.org/fafsachallenge)**



# Where to Apply for Financial Aid? FAFSA or CADAA

IF YOU ARE A U.S. CITIZEN, A PERMANENT RESIDENT OR OTHER ELIGIBLE NON-CITIZEN	IF YOU ARE AN UNDOCUMENTED IMMIGRANT
Complete the Free Application for Federal Student Aid (FAFSA)	Complete the California Dream Act Application (CADAA)
<b><a href="https://fafsa.ed.gov">fafsa.ed.gov</a></b>	<b><a href="https://dream.csac.ca.gov">dream.csac.ca.gov</a></b>
Who is an eligible non-citizen? Examples include a U.S. permanent resident who has a green card (Permanent Resident Card), a conditional permanent resident with a conditional Green Card, or a "refugee." You can find the complete list on the FAFSA.	California Dream Act Application (CADAA) allows undocumented and nonresident documented students who meet certain eligibility requirements to apply for <b>state</b> financial aid and allows qualified students to pay state resident fees (instead of higher out-of-state fees) at California's public colleges and universities.

*Paper applications are available for the FAFSA and CADAA, however an online application is encouraged to reduce chance of error*

# Privacy and Security of Application Data

---

- The CADAA does not link applicant information to federal government databases nor does it qualify students for federal financial aid programs, such as the Federal Pell Grant, work-study or federal loans.
- The California Student Aid Commission (CSAC) keeps CADAA applicant data confidential. Your data will not be shared with or disclosed to any federal agencies, including immigration enforcement.
- If you are a California undocumented student
  - You should apply using the CADAA even if you were a DACA recipient and granted a temporary Social Security Number.
  - You do not need to have DACA to apply for CADAA.

# Note on Special Immigration Juvenile Status (SIJS)

---

Undocumented children involved in adoption or guardianship proceedings who have been adopted, abused or neglected may be able to obtain SIJS and apply to become a lawful permanent resident (LPR)

Students with a pending application for Special Immigrant Juvenile Status are not eligible for federal financial aid

If an undocumented student does not have an application for SIJS pending, the child welfare agency should be contacted to see if that is the right option for the youth





# When to apply

---

- ✓ Priority application period for FAFSA and CADAA is **October 1 – March 2<sup>nd</sup>** before the start of the school year that you will begin college
  - School years begin in the Fall term. If a student is applying for *summer* session, that is usually part of the previous academic year
- ✓ Apply EARLY to get the maximum aid award possible
- ✓ You can apply after March 2, but may receive less money
- ✓ Some colleges may have earlier priority deadlines, so check with each college to which you are applying for admission
- ✓ Students can apply for financial aid even before they submit their college admission applications

# What to bring to the FAFSA session

**TIP:** Make sure students know their name exactly as it appears on their Social Security Card

Social Security Number or Alien Registration Number

Email Address

**TIP:** Use an email address that students check often. Avoid high school emails that often expire.

List of up to 10 colleges

Student's tax or income information for 2016\*

# How to complete the 2018-2019 Free Application for Federal Student Aid (FAFSA)

---

Step-by-step instructions

→ ↻ <https://fafsa.ed.gov>

**Federal Student Aid**  
An OFFICE of the U.S. DEPARTMENT of EDUCATION

PROUD SPONSOR of  
the AMERICAN MIND®

**FAFSA®**  
Free Application for Federal Student Aid



Home



About Us



FSA ID



StudentAid.gov



Help

SEARCH

English

Español

# Get help paying for college

Submit a Free Application for Federal Student Aid (FAFSA)



**New to the FAFSA?**

**Start A New  
FAFSA**

**Returning User?**

- Make a correction
- Add a school
- View your Student Aid Report (SAR), and more...

**Login**

**TIP** Remember, this is a free application! Avoid websites that ask you to pay money for help in completing the FAFSA.

**Returning User:**  
Click "Login"

**New to the FAFSA:**  
Click "Start A New FAFSA"

- The FAFSA must be completed every year.
- If you have submitted the FAFSA before, you can sign in as a returning user and then click on “FAFSA Renewal.” This allows you to prefill the current year’s FAFSA with some data from last year’s application.

Federal Student Aid

An OFFICE of the U.S. DEPARTMENT of EDUCATION

PROUD SPONSOR of  
the AMERICAN MIND®

FAFSA®  
Free Application for Federal Student Aid

Home

Help

Welcome, SOME   Logout

SEARCH

STUDENT

My FAFSA

Welcome, SOME GUY!

2017-2018

2016-2017

We did not find a 2017-2018 FAFSA on file for you.

However, we see that you completed a 2016-2017 FAFSA or submitted a FAFSA4caster. Information from that application can be used to renew your 2017-2018 FAFSA.

FAFSA RENEWAL

OR

You can also start a new 2017-2018 FAFSA.

START NEW FAFSA

FSA ID

Last Time, Date FSA ID Used: 12:38, 08/15/2016

FSA ID Status:

[User Account Management](#)

You can use your FSA ID to sign your FAFSA electronically or make corrections to your FAFSA.

NEED HELP?

Site Last Updated: Sunday, September 25, 2016

Download [Adobe Reader](#)

Privacy

# Create an “FSA ID”

---

*Federal Student Aid Identification (FSA ID)*

When you “Start a New FAFSA,” there are two log-in options.

→ Choose the option that says: **“Enter your (the student’s) FSA ID”**

→ Then click the blue link that says **“Create an FSA ID”**

This takes you to the FSA ID website at **fsaid.ed.gov**.

Your FSA ID will serve as your electronic signature and you will need it to sign your FAFSA electronically before you submit the FAFSA.

Federal Student Aid  
An OFFICE of the U.S. DEPARTMENT of EDUCATION

PROUD SPONSOR of  
the AMERICAN MIND®

FAFSA®  
Free Application for Federal Student Aid

Home

Help

SEARCH

STUDENT

Login

Student Information

Form Approved  
OMB No. 1845-0001  
App. Exp. 12/31/2019

Instructions are provided for each FAFSA question in the Help and Hints section on the right side of the page and are also available by clicking **Need Help?** at the bottom of the page.  
Enter either your (the student's) FSA ID or personal information to log in to *FAFSA on the Web*.

☒ Enter your (the student's) FSA ID

☐ Enter the student's information

Do not log in with the FSA ID if you are not the student.  
[Create an FSA ID](#)

FSA ID Username or Verified E-mail Address  
  
[Forgot Username](#)

FSA ID Password  
  
[Forgot Password](#)

NEXT

NEED HELP?

Help and Hints

Login Options

The FSA ID, which consists of a user-created username and password, replaced the PIN effective May, 2015. It allows users to electronically access personal information on Federal Student Aid Web sites as well as electronically sign a FAFSA.

Select one:

Enter your FSA ID (only the student should log in with an FSA ID),

Or

Enter the student's name, Social Security Number and date of birth. (You may have to enter your FSA ID later in the process).

More>>>

Site Last Updated: Sunday, October 1, 2017

Download [Adobe Reader](#)

Privacy

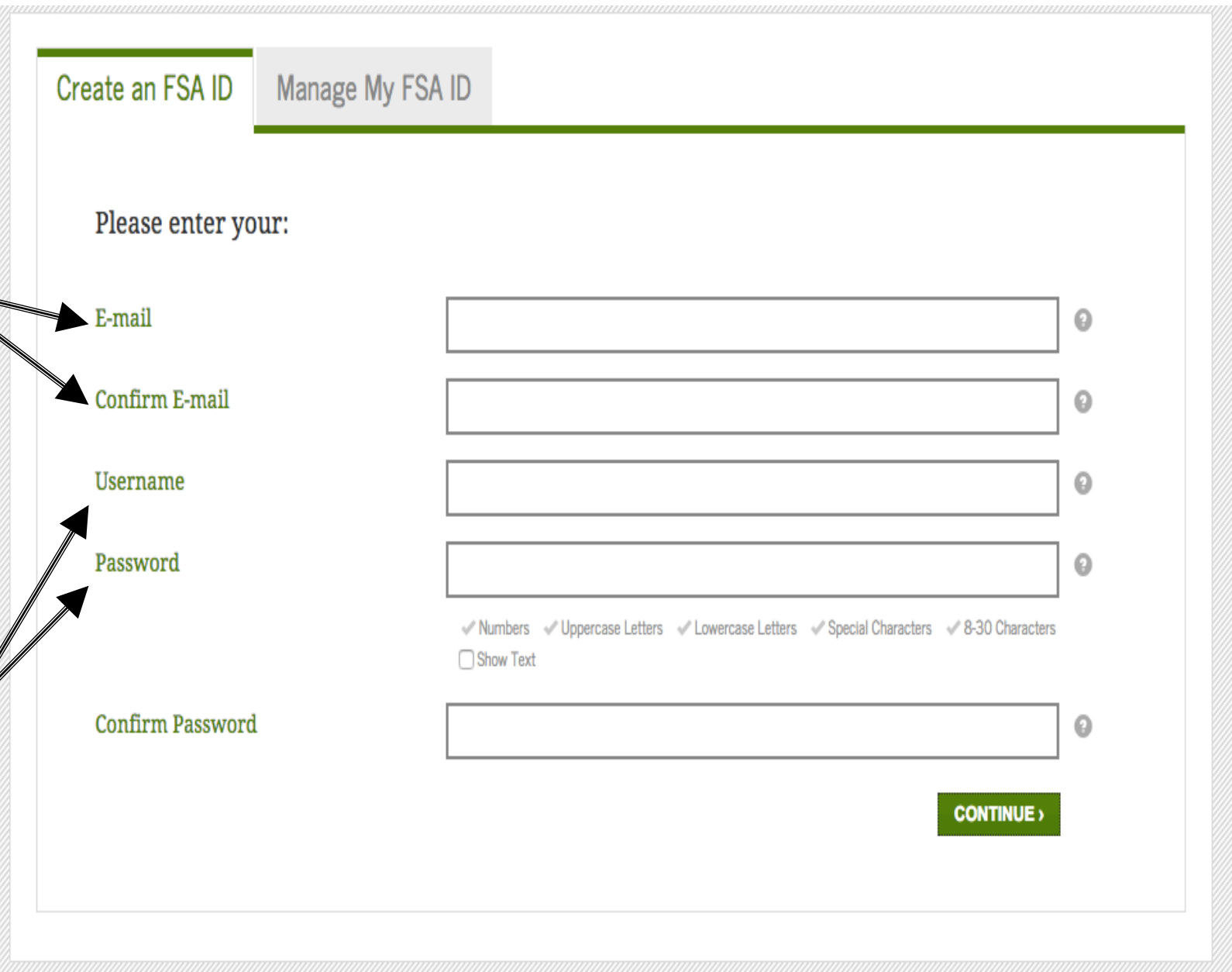


## You will be taken to a new page to create your FSA ID

→ Enter an email address that you check often so that you can get help if you get locked out or forget your username or password.

→ It is not recommended that you use a high school email address, since those often expire. Create or use an email address that you can use throughout college, such as Gmail, Yahoo or Outlook.

→ Create a Username and Password that can be easily remembered but should not be easy for someone else to figure out (Ex., do not use your name, date of birth, or the word “password”).



The screenshot shows the 'Create an FSA ID' page. At the top, there are two tabs: 'Create an FSA ID' (active) and 'Manage My FSA ID'. Below the tabs, the text 'Please enter your:' is followed by five input fields. The first two fields are for 'E-mail' and 'Confirm E-mail'. The next two are for 'Username' and 'Password'. The fifth field is for 'Confirm Password'. Below the 'Password' field, there are five checkboxes: 'Numbers', 'Uppercase Letters', 'Lowercase Letters', 'Special Characters', and '8-30 Characters'. There is also a 'Show Text' checkbox. A green 'CONTINUE' button is at the bottom right. Arrows from the text on the left point to the corresponding input fields: 'E-mail', 'Confirm E-mail', 'Username', and 'Password'.

Create an FSA ID Manage My FSA ID

Please enter your:

E-mail

Confirm E-mail

Username

Password

Confirm Password

✓ Numbers ✓ Uppercase Letters ✓ Lowercase Letters ✓ Special Characters ✓ 8-30 Characters

☐ Show Text

CONTINUE ›



→ Enter your name and Social Security Number exactly as they appear on your Social Security Card.

\*\* If you don't know your Social Security Number, you can call your county's child welfare department or Independent Living Program (ILP) for assistance. You will need the physical card for employment, even for a work-study job.

Identity

Profile

Confirm & Verify

Done

Enter your name and Social Security number exactly as they appear on your Social Security card.

First Name

?

Middle Initial

?

Last Name

?

Date of Birth

mm/dd/yyyy

?

Social Security Number

-

-

?

☐ Show Text

CANCEL

PREVIOUS

CONTINUE

→ Enter your mailing address, phone number, and choose a preferred language.

→ Enter a mobile phone number so that you can get help if you get locked out or forget your username or password. Having a mobile phone number helps you unlock the FSA ID because the FAFSA processor can text unlock codes to this number. A regular (land line) phone number is less useful.

Mailing Address



City, State, Zip Code

 - 

Would you like to register your mobile phone number to reset your password and retrieve your username?

☐

Yes, I would like to register my mobile phone for account recovery.



By selecting this option, you agree to receive text messages on your mobile phone and confirm you have reviewed and agree to the [terms](#). Message and data rates may apply.

☐

No, I do not want to register my mobile phone for account recovery.

*Note:* You can register at any time by managing your FSA ID.

Mobile Phone



Confirm Mobile Phone



Alternate Phone



Language Preference

☒ English ☐ Español



CANCEL

CONTINUE >

→ Choose “Challenge Questions and Answers” that can easily be remembered in case you forget your FSA ID username or password.

→ Question 5 is optional.

Please note that challenge questions and answers are not case sensitive.

Challenge Question 1

Who was your first boss?

Answer 1

.....

☐ Show Text

Challenge Question 2

What was the name of the first person you kissed?

Answer 2

.....

☐ Show Text

Challenge Question 3

What is my favorite cousin's first name?

Answer 3

.....

☐ Show Text

Challenge Question 4

What is the name of my elementary school?

Answer 4

.....

☐ Show Text

Optional Question 5

Would you like to provide an 8-digit code to use to access your loan balances over the phone?

☐ Yes ☒ No

CANCEL

◀ PREVIOUS

CONTINUE ▶

→ Review that all the information is correct.

→ Click the box to certify that all the information you provided is correct, and that you accept the terms & conditions.

Challenge Question 3:

What is my favorite cousin's first name?

Answer 3:

\*\*\*\*\*

Challenge Question 4:

What is the name of my elementary school?

Answer 4:

\*\*\*\*\*

Provide Phone Access Code: NO

Phone Access Code:

\*\*\*\*\*

I declare under penalty of perjury under the laws of the United States of America that the information that I have provided to obtain an FSA ID is true and correct, and that I am the individual who I claim to be. I have not allowed this information to be provided by an employee or agent of a commercial entity, or other third party, for purposes of commercial advantage or private financial gain (regardless of whether that commercial entity or third party is providing a service to me). I understand that falsification of this statement may be punishable by a fine, by imprisonment of not more than five years, or both.

If you agree to these terms, select the "I certify that the above information is correct and accept the terms and conditions".

☐ I certify that the above information is correct and accept the terms and conditions

CANCEL

◀ PREVIOUS

CONTINUE ▶



# TIP

Write down these items somewhere safe so you don't forget:

- ☐ FSA ID Username
- ☐ FSA ID Password
- ☐ Email Address & Password
- ☐ Challenge Question Answers

# You're now ready to start your online FAFSA!

---

Log-In with your new FSA ID & begin the FAFSA

→ Once your FSA ID is created, you can immediately log into the FAFSA at [fafsa.ed.gov](https://fafsa.ed.gov) and start your application.

→ Click “Enter your (the student’s) FSA ID”

→ Enter your FSA ID Username or Verified Email Address & FSA ID Password.

The screenshot shows the FAFSA login interface. On the left, a vertical blue bar contains the word "STUDENT" in white capital letters. The main content area is titled "Login" and includes a "Student Information" section. This section contains instructions, a "Form Approved" stamp, and two login options: "Enter your (the student's) FSA ID" (selected with a radio button) and "Enter the student's information" (unselected). Below these options are input fields for "FSA ID Username or Verified E-mail Address" and "FSA ID Password", each with a "Forgot" link. A "NEXT" button is at the bottom right of the login section. A "NEED HELP?" link is at the bottom left. On the right side, a "Help and Hints" sidebar is visible, showing "Login Options" and a description of the FSA ID. Arrows from the text on the left point to the "Enter your (the student's) FSA ID" option and the input fields.

Home Help

SEARCH

### Login

**Student Information**

Form Approved  
OMB No. 1845-0001  
App. Exp. 12/31/2019

Instructions are provided for each FAFSA question in the Help and Hints section on the right side of the page and are also available by clicking **Need Help?** at the bottom of the page.

Enter either your (the student's) FSA ID or personal information to log in to FAFSA on the Web.

☒ Enter your (the student's) FSA ID

Do not log in with the FSA ID if you are not the student.  
[Create an FSA ID](#)

FSA ID Username or Verified E-mail Address

[Forgot Username](#)

FSA ID Password

[Forgot Password](#)

OR

☐ Enter the student's information

**Help and Hints**

#### Login Options

The FSA ID, which consists of a user-created username and password, replaced the PIN effective May, 2015. It allows users to electronically access personal information on Federal Student Aid Web sites as well as electronically sign a FAFSA.

Select one:

Enter your FSA ID (only the student should log in with an FSA ID),

Or

Enter the student's name, Social Security Number and date of birth. (You may have to enter your FSA ID later in the process).

[More>>>](#)

**NEXT**

**NEED HELP?**





Home



Help

SEARCH

### Disclaimer

This is a U.S. Federal Government computer system intended to be solely accessed by individual users expressly authorized to access the system by the U.S. Department of Education. For security purposes and to ensure that the system remains available to all expressly authorized users, the U.S. Department of Education monitors the system to identify unauthorized users. Anyone using this system expressly consents to such monitoring. Except as expressly authorized by the U.S. Department of Education, unauthorized attempts to access, obtain, upload, modify, change, and/or delete information on this system are strictly prohibited and are subject to criminal prosecution under 18 U.S.C § 1030, and other applicable statutes, which may result in fines and imprisonment. For purposes of this system, unauthorized access includes, but is not limited to:

- Any access by an employee or agent of a commercial entity, or other third party, who is not the individual user, for purposes of commercial advantage or private financial gain (regardless of whether the commercial entity or third party is providing a service to an authorized user of the system); and
- Any access in furtherance of any criminal or tortious act in violation of the Constitution or laws of the United States or any State. If system monitoring reveals information indicating possible criminal activity, such evidence may be provided to law enforcement personnel.

DECLINE

ACCEPT

- First, read the Disclaimer and Click "Accept"



- Select the school year that you plan to attend college.
- Remember that the school year begins in the Fall Term. If you are applying for a summer session, that usually is part of the prior academic year.

Federal Student Aid  
An OFFICE of the U.S. DEPARTMENT of EDUCATION

PROUD SPONSOR of  
the AMERICAN MIND®

FAFSA®  
Free Application for Federal Student Aid

Home Help Welcome, GDIT Logout SEARCH

### Get Started

**Welcome, GDIT DATA!**

**Fill out your FAFSA (Free Application for Federal Student Aid)!**  
To receive federal student financial aid, you need to fill out a FAFSA every school year. Let's get started.

**For which school year are you applying for financial aid?**

2018-2019 school year **START 2018-2019 FAFSA**

2017-2018 school year **START 2017-2018 FAFSA**

If you are applying for a summer session, or just don't know which application to complete, check with the college you are planning to attend.

**FSA ID** Last Time, Date FSA ID Used:

**FSA ID Status:**  
[Create an FSA ID](#)  
There is no FSA ID on file for the information you entered.

**NEED HELP?**

- The Introduction Page includes general information about the FAFSA

→ Click "Next"

The screenshot shows the FAFSA website interface. At the top, the 'Federal Student Aid' logo is on the left, with the text 'An OFFICE of the U.S. DEPARTMENT of EDUCATION' below it. To the right is the 'PROUD SPONSOR of the AMERICAN MIND®' logo. Further right is the 'FAFSA®' logo with the tagline 'Free Application for Federal Student Aid'. Below the header is a navigation bar with tabs: 'Student Demographics', 'School Selection', 'Dependency Status', 'Parent Demographics', 'Financial Information', 'Sign & Submit', and 'Confirmation'. A 'Help' button with a question mark icon is on the left, and a search bar with a 'SEARCH' button is on the right. The main content area is titled 'Introduction Page - 2018-2019 FAFSA'. It contains a paragraph about using 'Next' and 'Previous' buttons, a section for 'Additional information about FAFSA on the Web:' with several hyperlinks, and a 'NEXT' button at the bottom right. A vertical blue bar on the left side of the main content area contains the word 'STUDENT' in white capital letters. An arrow from the text 'Click "Next"' points to the 'NEXT' button.

Federal Student Aid  
An OFFICE of the U.S. DEPARTMENT of EDUCATION

PROUD SPONSOR of  
the AMERICAN MIND®

FAFSA®  
Free Application for Federal Student Aid

Help

SEARCH

Student Demographics School Selection Dependency Status Parent Demographics Financial Information Sign & Submit Confirmation

STUDENT

Introduction Page - 2018-2019 FAFSA

Use the **Next** and **Previous** buttons to move from page to page in the form. If you use your browser's back and forward buttons to move from page to page, you may lose your data.

Additional information about FAFSA on the Web:

- [How can I get help completing my FAFSA?](#)
- [How many steps does it take to complete?](#)
- [How long will it take to complete?](#)
- [Can I save my FAFSA if I can't finish it?](#)
- [Documents needed to complete the FAFSA](#)
- [Signing the FAFSA](#)
- [FAFSA on the Web Security and Privacy](#)

NEXT

EXIT

- Follow the directions to create a “Save Key” in case you need to save your application and finish it later.
- You can return within 45 days to complete and submit the FAFSA.

**Federal Student Aid**  
An OFFICE of the U.S. DEPARTMENT of EDUCATION

PROUD SPONSOR of  
the AMERICAN MIND®

**FAFSA®**  
Free Application for Federal Student Aid

Home Help

SEARCH

**Start Your 2018-2019 FAFSA**

Form Approved  
OMB No. 1845-0001  
App. Exp. 12/31/2019

**Create a Save Key.**  
The Save Key is for temporary use for you or your parent to return and complete this specific FAFSA.

Create a Save Key  
••••

Re-enter Save Key  
••••

NEXT

NEED HELP? MY FAFSA

**STUDENT**

**Help and Hints**

**Re-enter Save Key**

You must re-enter your save key to verify that it is correct.



# TIP

Make sure to write down your  
Save Key somewhere safe so you  
don't forget:

- ✓ FSA ID Username
- ✓ FSA ID Password
- ✓ Email Address & Password
- ☐ Save Key

- Complete the seven sections listed as tabs at the top of the screen. The website will take you through each section.
- When you complete a page, be sure to click “Save” at the bottom of the page. Then, click “Next” to go to the next section.
- Note that if you didn’t respond to all of the required questions, the system will alert you to complete the questions before you can move on to the next section.
- The FAFSA has detailed instructions and information about each question in the “Help & Hints” bar.

Federal Student Aid  
An OFFICE of the U.S. DEPARTMENT of EDUCATION

PROUD SPONSOR of  
the AMERICAN MIND®

FAFSA®  
Free Application for Federal Student Aid

Help

SEARCH

Student Demographics School Selection Dependency Status Parent Demographics Financial Information Sign & Submit Confirmation

STUDENT

Student Demographic Information

Your last name  
Lastnamerapp

Your first name  
Susan

Your middle initial

Your Social Security Number  
966-08-1001

Your date of birth (mmddyyyy)  
11/02/1982

Are you male or female?  
☐ Male ☒ Female

Your permanent mailing address (include apt. number)  
1122 STRAIGHT STREET

Your city (and country if not U.S.)  
LEESBURG

Your state  
Maryland

Your ZIP code  
20705

Have you lived in Maryland for at least 5 years?  
☒ Yes ☐ No

Your telephone number

Your e-mail address  
newuser@fafsademo.com

Re-enter your e-mail address  
newuser@fafsademo.com

What is your marital status as of today?  
I am single

Do you have driver's license information that you want to provide?  
☐ Yes ☒ No

PREVIOUS NEXT

Help and Hints

Student's Last Name  
Question 1

This is your proper last name, not a nickname, and it must match **exactly** the name on your Social Security card. Remember to only use letters (A-Z), numbers (0-9), periods (.), apostrophes ('), dashes (-), or blanks (spaces). No other characters are allowed.

[More>>>](#)


# Student Demographics Section

---

Part I: Student Demographics Information

Part II: Student Eligibility

- **Student Name:** Make sure that your name matches **exactly** as it appears on your Social Security Card. This is your legal name, not a nickname.
- **Social Security Number:** Make sure that your name Social Security Number matches **exactly** as it appears on your Social Security Card.
- **Permanent Mailing Address:** This should be the same address you use on official government documents such as tax returns and voter registration cards. This is an address where the student can receive postal mail, such as a PO Box. If you don't have a permanent mailing address, ask your college's financial aid administrator for help.
- **State of Legal Residence:** If you select that you have lived in California for at least 5 years, a textbox will appear on the screen saying that you are eligible for the California State student aid application (the Cal Grant). A separate application is not required, but you need to make sure that your high school has automatically submitted your verified GPA.



You are eligible to transfer your FAFSA information into California's state student aid application. Use the **Start your state application** link on the FAFSA confirmation page to transfer your information.

**Note:** This feature is only displayed once on the confirmation page after submitting your FAFSA.

Your last name

Demodefault

Your first name

Susan

Your middle initial

Your Social Security Number

966-06-0001

Your date of birth (mmddyyyy)

11/02/1978

Are you male or female?

☐ Male ☒ Female

Your permanent mailing address (include apt. number)

1122 STRAIGHT STREET

Your city (and country if not U.S.)

LEESBURG

Your state

California

Your ZIP code

20705

Have you lived in California for at least 5 years?

☒ Yes ☐ No

Your telephone number

Your e-mail address

newuser@fafsademo.com

Re-enter your e-mail address

newuser@fafsademo.com

What is your marital status as of today?

I am single

Do you have driver's license information that you want to provide?


☐ Yes ☒ No

PREVIOUS

NEXT




- **Telephone Number:** A telephone number is not required to complete the FAFSA. If you do provide a number, it should be one that a college financial aid office can call and reach you at.
- **Email Address:** Double-check the email address to make sure there are no typos. The U.S. Department of Education and the colleges that you apply for financial aid will send FAFSA reminders, status updates and financial aid application results to this email address.
- **Marital Status:** This question asks about the student's marital status, not the parent's. Your legal status is "single" if you are not married, even if you live with or have a boyfriend, girlfriend or significant other. Note that this question is only asking about your marital status.
- **Driver's License:** A driver's license is not required to complete the application, but can help prevent identity theft. The student's driving record and parking tickets do not affect eligibility for financial aid.

 You are eligible to transfer your FAFSA information into California's state student aid application. Use the **Start your state application** link on the FAFSA confirmation page to transfer your information.

**Note:** This feature is only displayed once on the confirmation page after submitting your FAFSA.

Your last name  Your first name  Your middle initial

Your Social Security Number

Your date of birth (mmddyyyy)  
 

Are you male or female?  
☐ Male ☒ Female

Your permanent mailing address (include apt. number)

Your city (and country if not U.S.) Your state

Your ZIP code

Have you lived in California for at least 5 years?  
☒ Yes ☐ No

Your telephone number

Your e-mail address  Re-enter your e-mail address

What is your marital status as of today?

Do you have driver's license information that you want to provide?  
☐ Yes ☒ No

[PREVIOUS](#) [NEXT](#)



- **Are you a US Citizen?** The three options are:
  - Yes, I am a U.S. Citizen (or U.S. national)
  - No, but I am an eligible noncitizen
- If you select “No, but I am an eligible noncitizen,” you will be asked to provide your Alien Registration Number.
  - No, I am not a citizen or eligible noncitizen
- **Selective Service:** Males are required to register with the Select Service System to complete their FAFSA.
  - If you haven’t registered yet, you will be able to click **“Register Me”** to automatically register within the FAFSA.
  - Federal law requires that most male U.S. Citizens and male immigrants residing in the U.S. (including permanent resident aliens), age 18-25, register with the Selective Service.
  - Transgender students must comply with the Selective Service registration requirement based on the student’s gender at birth as listed on the student’s birth certificate.

STUDENT

Student Demographics	School Selection	Dependency Status	Parent Demographics	Financial Information
----------------------	------------------	-------------------	---------------------	-----------------------

### Student Eligibility

Are you a U.S. citizen?

Are you registered with the Selective Service System?  
☐ Yes ☒ No

Most male citizens and male immigrants must register with the Selective Service System to receive federal student aid. If you are not registered, select **Register me**.  
☒ Register me

What will your high school completion status be when you begin college in the 2018-2019 school year?

What will your college grade level be when you begin the 2018-2019 school year?

What degree or certificate will you be working on when you begin the 2018-2019 school year?

Are you interested in being considered for work-study?

Will you have your first bachelor's degree before you begin the 2018-2019 school year?  
☒ Yes ☐ No

Are you a foster youth or were you at any time in the foster care system?

Highest school completed by Parent 1

Highest school completed by Parent 2

**What will your college grade level be when you begin the 2018-2019 school year?**

→ If you took college courses while in high school, and were dually enrolled, you are still considered a first-time college student and can select the option: ***"Never attended college/1<sup>st</sup> yr."***

**What degree or certificate will you be working on when you begin the 2018-2019 school year?**

Select the option that best fits your most immediate educational goal.

- It is important to NOT select "other/undecided" as it may limit the grants you can receive
- If you are uncertain if you will attend a 2-year or 4-year college, select 4-year college
- It is important to not select "2nd bachelor's degree" if you don't already have a bachelor's degree, as it may limit the grants you can receive

The image shows a screenshot of a web form titled "Student Eligibility". The form is part of a larger application with tabs for "Student Demographics", "School Selection", "Dependency Status", "Parent Demographics", "Financial Information", and "Sign & Submit". The "Student Demographics" tab is active. The form contains several questions with dropdown menus and radio buttons. The question "What will your college grade level be when you begin the 2018-2019 school year?" has a dropdown menu open, showing options: "Blank", "1st bachelor's degree", "2nd bachelor's degree" (selected with a checkmark), "Associate degree (occupational or technical program)", "Associate degree (general education/transfer program)", "Certificate/diploma (occupational/technical/education program of less than 2 yr.)", "Certificate/diploma (occupational/technical/education program of at least 2 yr.)", "Teaching credential program (nondegree program)", "Graduate/professional degree", and "Other/undecided". An arrow points from the text "It is important to NOT select 'other/undecided'" to the "Other/undecided" option in the dropdown menu.

**Student Eligibility**

Are you a U.S. citizen?  
☐ Yes, I am a U.S. citizen (or U.S. national) ☐ No

Are you registered with the Selective Service System?  
☐ Yes ☒ No

Most male citizens and male immigrants must register with the Selective Service System to receive federal student aid. If you are not registered, select **Register me**.

☒ Register me

What will your high school completion status be when you begin college in the 2018-2019 school year?  
High school diploma

What will your college grade level be when you begin the 2018-2019 school year?  
Never attended college/1st yr.

What degree or certificate will you be working on when you begin the 2018-2019 school year?  
Associate degree (general education/transfer program)

Blank  
1st bachelor's degree  
✓ 2nd bachelor's degree  
Associate degree (occupational or technical program)  
Associate degree (general education/transfer program)  
Certificate/diploma (occupational/technical/education program of less than 2 yr.)  
Certificate/diploma (occupational/technical/education program of at least 2 yr.)  
Teaching credential program (nondegree program)  
Graduate/professional degree  
Other/undecided

- **Are you interested in being considered for work-study?** Federal work study allows students with financial need to earn a portion of their financial aid award money through part-time employment on- or off-campus. You can decline it later if you change your mind. Answering “Yes” also not not guarantee that you will receive a Federal Work-study job.

- **You will be asked: “Are you a foster youth or were you at any time in the foster care system?”**

- Answering yes may give you access to more support to help you in college. Answer YES to this question, even if you were only in foster care one day.

- **Foster youth can select “Other/unknown” for “Highest School Completed by Parent.”**

- Parent refers to the student’s biological or adoptive parent and does not refer to a legal guardian or foster parent.
- How you answer does not affect your eligibility for federal student aid, but students who are first in their family to go to college may be eligible for California or college-specific aid for first-generation college students

**STUDENT**

Are you a U.S. citizen?

Are you registered with the Selective Service System?  
☐ Yes ☒ No

Most male citizens and male immigrants must register with the Selective Service System to receive federal student aid. If you are not registered, select **Register me**.

☒ Register me

What will your high school completion status be when you begin college in the 2018-2019 school year?

What will your college grade level be when you begin the 2018-2019 school year?

What degree or certificate will you be working on when you begin the 2018-2019 school year?

Are you interested in being considered for work-study?

Will you have your first bachelor's degree before you begin the 2018-2019 school year?  
☒ Yes ☐ No

Are you a foster youth or were you at any time in the foster care system?

Highest school completed by Parent 1

Highest school completed by Parent 2

[PREVIOUS](#) [NEXT](#)

[NEED HELP?](#) [SAVE](#) [CLEAR ALL DATA](#) [VIEW FAFSA SUMMARY](#) [EXIT](#)

- If this will not be your first year of college, you will be asked if you have ever received federal student aid.
- If yes, you will be asked if you have been convicted for the possession or sale of illegal drugs for an offense that occurred *while* receiving federal student aid (grants, work-study, and/or loans).
- If yes, you will be provided a worksheet to help you determine whether your eligibility for federal student aid will be suspended for one or two years or indefinitely.
- If your eligibility for federal student aid has been suspended due to a drug conviction, you can regain eligibility early by completing an *approved drug rehabilitation program* or by passing two unannounced drug tests administered by an approved drug rehabilitation program.

Student Demographics	School Selection	Dependency Status	Parent Demographics	Financial Information
----------------------	------------------	-------------------	---------------------	-----------------------

### Student Eligibility

Are you a U.S. citizen?

Are you registered with the Selective Service System?  
☒ Yes ☐ No

What will your high school completion status be when you begin college in the 2018-2019 school year?

What will your college grade level be when you begin the 2018-2019 school year?

What degree or certificate will you be working on when you begin the 2018-2019 school year?

Are you interested in being considered for work-study?

Will you have your first bachelor's degree before you begin the 2018-2019 school year?  
☐ Yes ☒ No

Are you a foster youth or were you at any time in the foster care system?

Highest school completed by Parent 1

Highest school completed by Parent 2

Have you ever received federal student aid?  
☒ Yes ☐ No

Have you been convicted for the possession or sale of illegal drugs for an offense that occurred while you were receiving federal student aid (grants, work-study, and/or loans)?  
☐ Yes ☒ No

Based on the answers you provided, we have determined that your eligibility for federal student aid is not affected by the previous question(s).

If you are convicted of possessing or selling drugs after you submit your FAFSA, you must notify the financial aid administrator at your college immediately. You will lose your eligibility for federal student aid and will be required to pay back all aid you received after your conviction.



- If you indicated that you earned a high school diploma on the prior screen, when you click "Next," you will see this screen asking you to provide the name, city and state of that high school.
- You will not be prompted to answer this question if you indicated that you received a GED certificate or state-authorized high school equivalent certificate on the prior screen.

**Student Eligibility continued**

Enter the name, city, and state of your high school, then click **Confirm**.

What is the name of your high school?  
Sylmar High School

In what city is your high school located?  
Los Angeles

In what state is your high school located?  
California

**CONFIRM**

**PREVIOUS** **NEXT**

**NEED HELP?** **SAVE** **CLEAR ALL DATA** **VIEW FAFSA SUMMARY** **EXIT**

**Help and Hints**

**Student's High School Name, City, and State**

**Question 27**

Enter the name, city, and state of the high school where you received or will receive your high school diploma.

Select Foreign Country from the "In what state is your high school located?" dropdown box if you received a foreign school diploma that is equivalent to a U.S. high school diploma.

Enter as much information as possible to receive the most relevant search results. For the high school name and city, you may enter the full name or commonly accepted name.

**Student Eligibility**

Are you a U.S. citizen?  
Yes, I am a U.S. citizen (or U.S. national)

What will your high school completion status be when you begin college in the 2018-2019 school year?  
GED certificate or state authorized high school equivalent certificate

# School Selection Section

---

Part I: School Selection

Part II: School Selection Summary

- Search for and select up to 10 colleges that you may want to attend. Information from the FAFSA will be sent to the schools you have selected.
- You can update or change school selections later if your plans change or you're just not sure yet. You must list at least one college to continue with the FAFSA.

**Federal Student Aid**  
An OFFICE of the U.S. DEPARTMENT of EDUCATION

PROUD SPONSOR of  
the AMERICAN MIND®

**FAFSA®**  
Free Application for Federal Student Aid

Help

SEARCH

Student Demographics School Selection Dependency Status Parent Demographics Financial Information Sign & Submit Confirmation

**School Selection**

STUDENT

■ gdit, based on the information you provided, we have determined that you may qualify for federal student aid. Continue through the application for us to determine how much aid you can receive.

■ Application was successfully saved.

You can add up to 10 colleges to your FAFSA. If you know your college's school code, use the option to the right to search. If you need help finding your college, use the state (required), city (optional), and school name (optional) fields to begin your search.

All of the information you include on your FAFSA, with the exception of the list of colleges, will be sent to each of the colleges you list. In addition, all of your FAFSA information, including the list of colleges, will be sent to your state student grant agency.

State  (optional)

City  (optional)

School Name  (optional)

SEARCH [Search Tips](#)

OR

Federal School Code

SEARCH

PREVIOUS NEXT

NEED HELP? SAVE CLEAR ALL DATA VIEW FAFSA SUMMARY EXIT

You can search by city  
or school name, if known.

→ Click "Search" to populate  
search results.

STUDENT

## School Selection



Search successfully completed. Check the Search Results table for schools meeting your search criteria.

You can add up to 10 colleges to your FAFSA. If you know your college's school code, use the option to the right to search. If you need help finding your college, use the state (required), city (optional), and school name (optional) fields to begin your search.

All of the information you include on your FAFSA, with the exception of the list of colleges, will be sent to each of the colleges you list. In addition, all of your FAFSA information, including the list of colleges, will be sent to your state student grant agency.

State

Federal School Code

City  (optional)

OR

School Name  (optional)

[Search Tips](#)

Select a school from the Search Results table and click **Add >>** to add a school to the Selected Schools table.

### Search Results: 10

Sort By: **Best Match** | [School Name](#)

☐ ART CENTER COLLEGE OF  
DESIGN  
PASADENA, CA  
Federal School Code: 001116 [i](#)

☐ CALIFORNIA INSTITUTE OF  
TECHNOLOGY  
PASADENA, CA  
Federal School Code: 001131 [i](#)

☐ FULLER THEOLOGICAL  
SEMINARY  
PASADENA, CA  
Federal School Code: G01200 [i](#)

### Selected Schools

Select up to 10 schools

No schools selected



- Click “ADD” to select up to 10 schools.
- Be careful when selecting your colleges. Some college names are very similar and it’s easy to get them confused.
- Costs vary by college type. State colleges and universities are generally the most affordable; private trade schools can be costly. Ask for help if needed to make selections.
- Be sure to list each UC or CSU campus to which you are applying for admission separately in this section.

Select a school from the Search Results table and click **Add >>** to add a school to the Selected Schools table.

**Search Results: 84**  
Sort By: **Best Match** | [School Name](#)

<input type="checkbox"/>	LOS ANGELES CITY COLLEGE LOS ANGELES, CA Federal School Code: 001223 <a href="#">i</a>	<div>ADD &gt;&gt;</div>
<input type="checkbox"/>	LOS ANGELES SOUTHWEST COLLEGE LOS ANGELES, CA Federal School Code: 007047 <a href="#">i</a>	
<input type="checkbox"/>	LOS ANGELES TRADE TECH COLLEGE LOS ANGELES, CA Federal School Code: 001227 <a href="#">i</a>	
<input type="checkbox"/>	WESTWOOD COLLEGE - LOS ANGELES LOS ANGELES, CA Federal School Code: 030727 <a href="#">i</a>	
<input type="checkbox"/>	CALIF STATE UNIV-LOS ANGELES LOS ANGELES, CA Federal School Code: 001140 <a href="#">i</a>	
<input type="checkbox"/>	DONGGUK UNIVERSITY LOS ANGELES LOS ANGELES, CA Federal School Code: 031095 <a href="#">i</a>	

**Selected Schools**  
Select up to 10 schools

PASADENA CITY COLLEGE PASADENA, CA Federal School Code: 001261 <a href="#">Remove</a>
LOS ANGELES CITY COLLEGE LOS ANGELES, CA Federal School Code: 001223 <a href="#">Remove</a>
LOS ANGELES SOUTHWEST COLLEGE LOS ANGELES, CA Federal School Code: 007047 <a href="#">Remove</a>
LOS ANGELES TRADE TECH COLLEGE LOS ANGELES, CA Federal School Code: 001227 <a href="#">Remove</a>

VIEW SELECTED SCHOOL INFORMATION

- This page asks you to indicate your housing plans for each campus. Most four-year universities or colleges offer on-campus housing, but only a few community colleges in California offer on-campus housing.
- **Do NOT** select “With Parent” as your housing plan if you plan to live with a foster parent, relative caregiver or legal guardian. Instead, select “Off-Campus.” This is crucial for getting all the money that is available to help you pay for your living expenses.
- Note that the order in which you list the colleges does not make a difference in California.

## STUDENT

### School Selection Summary

For each school listed, select the appropriate housing plan from the dropdown list.

You may change the positioning of any school in this list. To do so, click on the school name and then use the buttons on the right to change the position of the selected school. The **FIRST** and **LAST** buttons will move the school to either the top or bottom of your list, and the **UP** and **DOWN** buttons will move the school one position up, or one position down.

For federal student aid purposes, it does not matter in what order you list your selected schools. However, the order in which you list schools may affect your eligibility for state aid. Find more information on your state's preferences for listing schools [here](#).

School Name	Federal School Code	Housing Plans	
PASADENA CITY COLLEGE	001261	On Campus	<a href="#">Remove</a>
LOS ANGELES CITY COLLEGE	001223	With Parent	<a href="#">Remove</a>
LOS ANGELES SOUTHWEST COLLEGE	007047	Off Campus	<a href="#">Remove</a>
LOS ANGELES TRADE TECH COLLEGE	001227	Off Campus	<a href="#">Remove</a>

↑ FIRST  
 ↑ UP  
 ↓ DOWN  
 ↓ LAST

[VIEW SELECTED SCHOOL INFORMATION](#)

[ADD A SCHOOL](#)

# Dependency Status Section

---

Dependency Determination

# Dependency Determination

These questions appear one by one until a question is answered "Yes." If you can answer "Yes" to any of the questions in this section, you qualify for and are considered as an "Independent Student" for the purposes of the FAFSA.

**"Independent Student"** means that you do not have to provide any information, including income information, about biological or adoptive parents in the Parent Demographics section.

*Applicants never provide information about foster parents (including relative or non-relative caregivers) or legal guardians.*

Student Demographics	School Selection	Dependency Status	Parent Demographics	Financial Information
----------------------	------------------	-------------------	---------------------	-----------------------

STUDENT

Dependency Determination

☒ Application was successfully saved.

Were you born before January 1, 1995?

☐ Yes ☒ No

As of today, are you married?

☐ Yes ☒ No

At the beginning of the 2018-2019 school year, will you be working on a master's or doctorate program (such as an MA, MBA, MD, JD, PhD, EdD, or graduate certificate, etc.)?

☐ Yes ☒ No

Do you now have or will you have children who will receive more than half of their support from you between July 1, 2018 and June 30, 2019?

☐ Yes ☒ No

Do you have dependents (other than your children or spouse) who live with you and who receive more than half of their support from you, now and through June 30, 2019?

☐ Yes ☒ No

Are you currently serving on active duty in the U.S. Armed Forces for purposes other than training?

☐ Yes ☒ No

Are you a veteran of the U.S. Armed Forces?

☐ Yes ☒ No

At any time since you turned age 13, were both your parents deceased, were you in foster care, or were you a dependent or ward of the court?

☐ Yes ☒ No

As determined by a court in your state of legal residence, are you or were you an emancipated minor?

☐ Yes ☒ No

Does someone other than your parent or stepparent have legal guardianship of you, as determined by a court in your state of legal residence?

☐ Yes ☒ No

On or after July 1, 2017, were you homeless or were you self-supporting and at risk of being homeless?

☐ Yes ☒ No

PREVIOUS

NEXT

NEED HELP?

SAVE

CLEAR ALL DATA

VIEW FAFSA SUMMARY

EXIT

**Current or former foster youth may qualify for “Independent Status” on the FAFSA if they can answer “Yes” to any part of either of these two questions:**

“At any time since you turned age 13, were both your parents deceased, were you in foster care, or were you a dependent or ward of the court?

**OR**

“Does someone other than your parents or stepparent have legal guardianship of you, as determined by a court in your state of legal residence?”

**S  
T  
U  
D  
E  
N  
T**

## Dependency Determination

☒ Application was successfully saved.

Were you born before January 1, 1995?

☐ Yes ☒ No

As of today, are you married?

☐ Yes ☒ No

At the beginning of the 2018-2019 school year, will you be working on a master's or doctorate program (such as an MA, MBA, MD, JD, PhD, EdD, or graduate certificate, etc.)?

☐ Yes ☒ No

Do you now have or will you have children who will receive more than half of their support from you between July 1, 2018 and June 30, 2019?

☐ Yes ☒ No

Do you have dependents (other than your children or spouse) who live with you and who receive more than half of their support from you, now and through June 30, 2019?

☐ Yes ☒ No

Are you currently serving on active duty in the U.S. Armed Forces for purposes other than training?

☐ Yes ☒ No

Are you a veteran of the U.S. Armed Forces?

☐ Yes ☒ No

At any time since you turned age 13, were both your parents deceased, were you in foster care, or were you a dependent or ward of the court?

☐ Yes ☒ No

As determined by a court in your state or legal residence, are you or were you an emancipated minor?

☐ Yes ☒ No

Does someone other than your parent or stepparent have legal guardianship of you, as determined by a court in your state of legal residence?

☐ Yes ☒ No

On or after July 1, 2017, were you homeless or were you self-supporting and at risk of being homeless?

☐ Yes ☒ No

[PREVIOUS](#)

[NEXT](#)

# How to provide verification of foster youth status

- Your college may require documentation to verify your “Independent Status.”
- You will not receive your financial aid unless you provide any requested verification forms to your college.

➤ **Current foster youth:**

Contact your county social worker or Independent Living Program (ILP) Coordinator for your Court Dependency Letter.

➤ **Former foster youth:**

Contact your county child welfare agency, local ILP program or the State Foster Care Ombudsman’s Office: 877-846-1602.

**SAVE A COPY FOR YOURSELF! YOU MIGHT NEED IT AGAIN.**



**Household Size:** You will be asked your number of family members or “household size.” If you were in foster care on or after your 13th birthday, include only yourself and a spouse and/or children who you support in “household size.” Don’t include your siblings, other relatives, family of origin, foster family, people living in your group home or others who live with you.

**Number in College:** Enter “1” for number of family members and number in college if you are single and do not have children.

Even if you are determined to be an “Independent Student”, you will be asked if you want to answer questions about your parents.

**You can answer “No” to skip these questions. Answering “No” will not prevent you from getting financial aid.**

The screenshot shows a portion of the FAFSA form. Three arrows originate from the explanatory text on the left and point to specific questions on the form: the first arrow points to the 'Your number of family members in 2018-2019 (household size)' question where the number '1' is entered; the second arrow points to the 'How many people in your household will be in college in 2018-2019?' question; the third arrow points to the 'Do you want to answer questions about your parents?' question, where the 'No' radio button is selected.

Your number of family members in 2018-2019 (household size)

How many people in your household will be in college in 2018-2019?

You are considered an **"independent"** student. This means you are not required to answer questions about your parents.

However, you may want to answer questions about your parents if:

- you are a law school or health profession student (such as a medical or nursing student), or
- your school requires parental information from all students.

Do you want to answer questions about your parents?  
☐ Yes ☒ No

[PREVIOUS](#) [NEXT](#)

[NEED HELP?](#) [SAVE](#) [CLEAR ALL DATA](#) [VIEW FAFSA SUMMARY](#) [EXIT](#)

# Parent Demographics Section

---



If you were determined to be **“Independent”** in the previous Dependency Status section, you will **not** be required to complete this section. You will automatically proceed to the next section and only need to provide financial information for yourself and your dependents.

Federal Student Aid

An OFFICE of the U.S. DEPARTMENT of EDUCATION

PROUD SPONSOR of  
the AMERICAN MIND®

FAFSA®  
Free Application for Federal Student Aid

Help

SEARCH

Student Demographics

School Selection

Dependency Status

Parent Demographics

Financial Information

Sign & Submit

Confirmation

STUDENT

Student Tax Information

Attention! You must provide financial information from your 2016 tax return on the following pages.

Application was successfully saved.

For 2016, have you completed your IRS income tax return or another tax return?  
Already completed

For 2016, what is your tax filing status according to your tax return?  
Single

Did you file a Puerto Rican or foreign tax return for 2016?  
☐ Yes ☒ No

Applying is faster and easier if you transfer your tax return information into this FAFSA with the IRS Data Retrieval Tool (IRS DRT)!  
[LINK TO IRS](#)

PREVIOUS

NEXT

Help and Hints

Did you file a Puerto Rican or foreign tax return?  
If you filed a Puerto Rican or foreign tax return, select **Yes**; otherwise, select **No**.  
You are not eligible to use the [IRS Data Retrieval Tool](#) if you filed a Puerto Rican or foreign tax return.  
**Related Topics:**  
[Why can't I use the IRS Data Retrieval Tool if I filed a tax return outside the U.S.?](#)

NEED HELP?

SAVE

CLEAR ALL DATA

VIEW FAFSA SUMMARY

EXIT

JOHN BURTON ADVOCATES FOR YOUTH

# Financial Information Section

These instructions are for Independent Students. Dependent students will need to also provide parent information.

---

Option a). If you select "*Already Completed*" IRS Income Tax Return

Option b). If you select "*Will File*" IRS Income Tax Return

Option c). If you select "*Not Going to File*" IRS Income Tax Return

Pay careful attention to which year's income, tax and financial information you have to report in this section. FAFSA uses information from what they call the "prior-prior" year.

You will be asked if you completed your IRS income tax return for the appropriate year. You must select one of three options:

- Already completed
- Will file
- Not going to

STUDENT

Student Demographics School Selection Dependency Status Parent Demographics Financial Information Sign & Submit Cor

### Student Tax Information

**i** ▪ **Attention!** You must provide financial information from your **2016 tax return** on the following pages.

**✓** ▪ Application was successfully saved.

For 2016, have you completed your IRS income tax return or another tax return?

✓ Select  
Already completed  
Will file  
Not going to file

PREVIOUS NEXT

NEED HELP? SAVE CLEAR ALL DATA VIEW FAFSA SUMMARY EXIT

#### Help and H

##### Student Filed 2016 Tax Return Question 3

You must select the that describes your status:

- Already complete
- Will file
- Not going to file

If you indicate you a 2016 tax return an 2016 income is simi your 2015 income, u 2015 income tax ret provide estimates fo questions about you income. If your inco similar, click **Income Estimator** for assist estimating your adju gross income, and a the remaining quest about your income t

Option a).

If you select "*Already Completed*"  
IRS Income Tax Return

---

If you filed taxes for the requested year, select this option.

## If you select "Already Completed":

Select **"Link to IRS"** to transfer your federal income tax return information directly into the FAFSA from the IRS using their "Data Retrieval Tool" (DRT).

- To protect security of tax information, you will not be able to see the actual information that is being transmitted.
- If you have difficulty with the DRT or it's not working, you can manually enter the information from your federal income tax return.
- If you don't have a copy of your tax return, you can download a transcript at **irs.gov/transcript** or request a federal income tax return transcript by filing IRS Form 4506-T, which can be found at [www.irs.gov/pub/irs-pdf/f4506t.pdf](http://www.irs.gov/pub/irs-pdf/f4506t.pdf)

Federal Student Aid  
An OFFICE of the U.S. DEPARTMENT of EDUCATION

PROUD SPONSOR of  
the AMERICAN MIND®

Free Application

Help

STUDENT

Student Demographics School Selection Dependency Status Parent Demographics Financial Information

### Student Tax Information

**Attention!** You must provide financial information from your **2016 tax return** on the following pages.

☒ Application was successfully saved.

For 2016, have you completed your IRS income tax return or another tax return?

For 2016, what is your tax filing status according to your tax return?

Did you file a Puerto Rican or foreign tax return for 2016?  
☐ Yes ☒ No


**Applying is faster and easier if you transfer your tax return information into this FAFSA with the IRS Data Retrieval Tool (IRS DRT)!**

**LINK TO IRS**

**PREVIOUS** **NEXT**

**NEED HELP?** **SAVE** **CLEAR ALL DATA** **VIEW FAFSA SUMMARY** **EXIT**


- Leaving *FAFSA on the Web* will display when going to the IRS Web site.
- It will inform you that your IRS tax information will not display, for your protection.
- Click “PROCEED TO IRS SITE” to use the IRS Data Retrieval tool.
- Click “SKIP IRS TRANSFER” if you would like to enter the information manually.



PROUD SPONSOR of  
the AMERICAN MIND®

FAFSA®

Free Application for Federal Student Aid



Help

SEARCH

STUDENT

Student Demographics

School Selection

Dependency Status

Parent Demographics

Financial Information

Sign & Submit

Confirmation

Leaving *FAFSA on the Web*

You are now leaving *FAFSA on the Web* and will be transferred to the IRS Web site to access your IRS tax information. Your FAFSA information will be saved.

Your saved FAFSA will automatically open either when you transfer your information from the IRS or choose to return to *FAFSA on the Web* from the IRS Web site. If you do not transfer your information or choose not to return to *FAFSA on the Web* from the IRS Web site, you will have to log in to open your saved FAFSA.

For your protection, your tax return information will not display on the IRS Web site or on the FAFSA.

Click **Proceed to IRS Site** to continue. Otherwise, click **Skip IRS Transfer**.

If you have any questions or problems using this tool, view available [Help](#) options for assistance.

SKIP IRS TRANSFER

PROCEED TO IRS SITE

Next, you will be taken to the IRS Data Retrieval Tool

A warning text appears as the IRS Data Retrieval Tool site is displayed.

Click "OK"

IRS.gov

[Return to FAFSA](#) | [Log Out](#) | [Help](#)

[Español](#)

### Get My Federal Income Tax Information

See our [Privacy Notice](#) regarding our request for your personal information.


Enter the following information from your 2016 Federal Income Tax Return. [?](#) Required fields \*

First Name *	GDIT
Last Name *	DATA
Social Security Number *	*** - ** - 2630
Date of Birth *	01 / 01 / 1999
Filing Status	
Address	
Street	
P.O. Box	
Apt. / Suite	
County	
City	
State	
ZIP	

Select the return to which you want to link your information

[Return](#) [Submit](#)

Message from webpage

 THIS U.S. GOVERNMENT SYSTEM IS FOR AUTHORIZED USE ONLY!

Use of this system constitutes consent to monitoring, interception, recording, reading, copying or capturing by authorized personnel of all activities. There is no right to privacy in this system. Unauthorized use of this system is prohibited and subject to criminal and civil penalties, including all penalties applicable to willful unauthorized access (UNAX) or inspection of taxpayer records (under 18 U.S.C. 1030 and 26 U.S.C. 7213A and 26 U.S.C. 7431).


[OK](#)



# 2018-19 IRS Data Retrieval Tool, page 1:

The fields at the top are pre-filled based on FAFSA responses. The Social Security Number cannot be updated.

Provide the address that matches your Federal Income Tax Return for the requested year.

Return to FAFSA | Log Out | HelpEspañol

## Get My Federal Income Tax Information

See our [Privacy Notice](#) regarding our request for your personal information.

**Enter the following information from your 2016 Federal Income Tax Return.** ? Required fields \*

First Name *	GDIT
Last Name *	DATA
Social Security Number *	*** - ** - 2630
Date of Birth *	01 / 01 / 1999
Filing Status * <span>?</span>	Single <span>▼</span>
Address - Must match your 2016 Federal Income Tax Return. <span>?</span>	
Street Address *	
P.O. Box (Required if entered on your tax return) <span>?</span>	
Apt. Number (Required if entered on your tax return)	
Country *	United States <span>▼</span>
City, Town or Post Office *	
State/U.S. Territory *	Select One <span>▼</span>
ZIP Code *	

Select the button below to exit the IRS system and return to your FAFSA.

Return to FAFSA

By submitting this information, you certify that you are the person identified. Use of this system to access another person's information may result in civil and criminal penalties.

Submit

[IRS Privacy Policy](#)



## 2018-19 IRS Data Retrieval Tool, page 1, continued:

- Click **“Submit”** to transfer IRS data to the FAFSA
- Click **“Return to FAFSA”** to return to the FAFSA without transferring IRS data to the FAFSA

### Get My Federal Income Tax Information

See our [Privacy Notice](#) regarding our request for your personal information.

Enter the following information from your 2016 Federal Income Tax Return. ?

Required fields \*

First Name *	GDIT
Last Name *	DATA
Social Security Number *	*** - ** - 2630
Date of Birth *	01 / 01 / 1999
Filing Status * ?	Single ▾
Address - Must match your 2016 Federal Income Tax Return. ?	
Street Address *	4050 Alpha Rd Test
P.O. Box (Required if entered on your tax return) ?	
Apt. Number (Required if entered on your tax return)	
Country *	United States ▾
City, Town or Post Office *	Farmers Branch
State/U.S. Territory *	Texas (TX) ▾
ZIP Code *	75244

Select the button below to exit the IRS system and return to your FAFSA.

By submitting this information, you certify that you are the person identified. Use of this system to access another person's information may result in civil and criminal penalties.

[Return to FAFSA](#)

[Submit](#)

## 2018-19 IRS Data Retrieval Tool, page 2:

- Check the “Transfer My Tax Information...” box and click “Transfer Now” to carry this data back into your FAFSA
- OR
- Check the “Do Not Transfer...” box and click “Do Not Transfer” to discontinue use of the IRS DRT

You are again notified on this page that the information will not display on the IRS page or on the fafsa.gov site.

### 2016 Federal Income Tax Information

#### Gdit Data

Based on the information you provided, the Internal Revenue Service (IRS) located your income tax return. With your permission below, the IRS will securely transfer your tax information to the Department of Education (ED) to populate any applicable FAFSA® questions.

For your protection, the IRS will not display your tax information and will further encrypt any tax information transferred using the IRS DRT; therefore, ED is unable to display your tax information on your FAFSA.

The data retrieved from your tax return is limited to the items listed below as you reported to the IRS:

Tax Year	Type of Return Filed	Untaxed Pensions
Name(s)	Adjusted Gross Income	Untaxed IRA Distributions
Social Security Number	Income Earned from Work	Tax exempt Interest Income
Filing Status	Income Tax	IRA Deductions and Payments
IRS Exemptions	Education Credits	Status of Amended Returns Received

Refer to your tax records if you have a question about the values you reported.



Print this page for your records before choosing an option below.

#### Transfer My Tax Information into the FAFSA ?

- ☐ The tax information provided to FOTW will populate the answers to the appropriate FAFSA questions. After the FAFSA is populated your IRS session will end and you will return to your FAFSA. Check this box if you are choosing to transfer your information.

Transfer Now



#### Do Not Transfer My Tax Information and Return to the FAFSA ?

- ☐ By clicking the “Do Not Transfer” button, you are choosing not to transfer your tax information electronically. Your IRS session will end and you will return to your FAFSA.

Do Not Transfer



[IRS Privacy Policy](#)



Help

SEARCH

Student  
Demographics

School  
Selection

Dependency  
Status

Parent  
Demographics

Financial  
Information

Sign &  
Submit

Confirmation

### Student Financial Information



▪ You have successfully transferred your 2016 IRS tax information.

Your IRS tax information has been successfully transferred into this FAFSA. Questions that were populated with tax information will be marked with "Transferred from the IRS." For your protection, IRS tax return information is not displayed on the FAFSA.

What income tax return did you file for 2016?

**Transferred from the IRS**

What was your adjusted gross income for 2016?

**Transferred from the IRS**

How much did you earn from working (wages, salaries, tips, etc.) in 2016?

**Transferred from the IRS**

PREVIOUS

NEXT

NEED HELP?

SAVE

CLEAR ALL DATA

VIEW FAFSA SUMMARY

EXIT

### Help and Hints

## 2018-19 "Student Financial Information" page.

An alert message will indicate that the IRS Data was successfully transferred and will be identified as "Transferred from the IRS".

This data cannot be changed or viewed.

## Top half of the 2018-19 “Student Financial Information continued” page:

The bottom half of the page is continued on the next slide.

The entry boxes that contain IRS Data have been replaced with the “Transferred from the IRS” label. This data cannot be changed.

An OFFICE of the U.S. DEPARTMENT of EDUCATION | THE AMERICAN PEOPLE

Free Application for Federal Student Aid

Help

SEARCH

Student Demographics School Selection Dependency Status Parent Demographics Financial Information Sign & Submit Confirmation

**STUDENT**

**Student Financial Information continued**

Enter the amount of your (and your spouse's) income tax for 2016.  
**Transferred from the IRS**

Enter your (and your spouse's) exemptions for 2016.  
**Transferred from the IRS**

Did you (or your spouse) have any of the following items in 2016? Check all that apply and provide amounts.

**2016 Additional Financial Information**

☒ American Opportunity Tax Credit or Lifetime Learning Tax Credit  
Education credits (American Opportunity Tax Credit or Lifetime Learning Tax Credit) from IRS Form  
**Transferred from the IRS**

☐ Child support paid

☐ Taxable earnings from Work-study, Assistantships or Fellowships

☐ College grant and scholarship aid reported to the IRS as income

☐ Combat pay or special combat pay

☐ Cooperative education program earnings

**Help and Hints**

**Student's Child Support Paid**  
**Question 44b**

Check the box if you (and if married, your spouse) paid child support in 2016.

## Bottom half of the page:

- The entry boxes that contain IRS Data have been replaced with the “Transferred from the IRS” label. This data cannot be changed.
- Click “Yes” to skip questions about your assets.

☐ Payments to tax-deferred pension and retirement savings plans

☒ IRA deductions and payments to self-employed SEP, SIMPLE and Keogh  
IRA deductions and payments to self-employed SEP, SIMPLE, Keogh, and other qualified plans from IRS Form

**Transferred from the IRS**

☐ Child support received

☒ Tax exempt interest income  
Tax exempt interest income from IRS Form

**Transferred from the IRS**

☒ Untaxed portions of IRA distributions  
Untaxed portions of IRA distributions from IRS Form. Exclude rollovers. If negative, enter a zero here

**Transferred from the IRS**

☒ Untaxed portions of pensions  
Untaxed portions of pensions from IRS Form. Exclude rollovers. If negative, enter a zero here

**Transferred from the IRS**

☐ Housing, food, and other living allowances paid to military, clergy, and others

☐ Veterans noneducation benefits

☐ Other untaxed income not reported such as workers' compensation or disability benefits

☐ Money received or paid on your behalf

Do you want to skip questions about your assets?  
☒ Yes ☐ No

[PREVIOUS](#) [NEXT](#)

[NEED HELP?](#) [SAVE](#) [CLEAR ALL DATA](#) [VIEW FAFSA SUMMARY](#) [EXIT](#)

# Option b). If you select “*Will File*” IRS Income Tax Return

---

Very few people will need to select this option. If you were required to file taxes, but missed the deadline, select this option.



## Student Tax Information



▪ **Attention!** You must provide financial information from your **2016 tax return** on the following pages.



▪ Application was successfully saved.

For 2016, have you completed your IRS income tax return or another tax return?

Will file

For 2016, what will be your tax filing status according to your tax return?

- ✓ Select
- Single
- Head of Household
- Married-Filed Joint Return
- Married-Filed Separate Return
- Qualifying Widow(er)
- Don't know

[PREVIOUS](#)[NEXT](#)[DATA](#)[VIEW FAFSA SUMMARY](#)[EXIT](#)

## Help and Hints

**Student's 2016 Tax Return  
Filing Status  
Question 34**

If you filed or will file a tax return, you must select your tax return filing status for 2016:

- Single
- Head of Household
- Married-Filed Joint Return
- Married-Filed Separate Return
- Qualifying Widow(er)
- Don't know

If you (and if married, your spouse) filed a 1040 or 1040A tax return, select the tax return filing status from the "Filing Status" field of your tax return.

If you (and if married, your spouse) filed a 1040EZ tax

STUDENT

If you select "Will file" a tax return, indicate what your filing status will be when you do file.

A message will appear to confirm that you have missed the deadline to file taxes, but still plan to file an income tax return.

Click "Ok" if this is true.

STUDENT

## Student Tax Information

**X** The following error(s) have occurred:

- You indicated that you will file taxes. If you have missed the 2016 tax filing deadline of April 2017 but still plan to file a 2016 income tax return with the Internal Revenue Service (IRS), click "OK." Otherwise, change your answer.

For 2016, have you completed your IRS income tax return or another tax return?

**X** Will file [OK](#)

For 2016, what will be your tax filing status according to your tax return?

Single

PREVIOUS

NEXT

NEED HELP?

SAVE

CLEAR ALL DATA

VIEW FAFSA SUMMARY

EXIT

## Help and Hints

### Student Filed 2016 Income Tax Return? Question 32

You must select the answer that describes your tax filing status:

- Already completed
- Will file
- Not going to file

If you indicate you "Will file" a 2016 tax return and your 2016 income is similar to your 2015 income, use your 2015 income tax return to provide estimates for questions about your income. If your income is not similar, click **Income Estimator** for assistance estimating your adjusted gross income, and answer the remaining questions about your income to the



Either use the previous year's taxes if the information is similar to provide estimates, or click "Income Estimator" for assistance estimating the adjusted gross income, and answer the remaining questions about income as accurately as possible.

Gross income = total income paid to you before any deductions or taxes were taken out.

STUDENT

Student Demographics

School Selection

Dependency Status

Parent Demographics

Financial Information

Sign & Submit

Confirmation

Student Financial Information

You indicated you "Will file" a 2016 tax return.

If your 2016 income is similar to your 2015 income, use your 2015 tax return to provide estimates for questions about your income. If your income is not similar, click **Income Estimator** for assistance estimating your adjusted gross income, and answer the remaining questions about your income to the best of your ability.

Once you file your tax return, you **must** correct your FAFSA, changing 1) your filing status from "Will file" to "Already completed" and 2) your estimated answers to the final amounts on your 2016 tax return. At that time, you may be eligible to use the IRS Data Retrieval Tool to transfer your tax return information into the FAFSA.

What income tax return will you file for 2016?

Select

What was your adjusted gross income for 2016?

\$ .00

**INCOME ESTIMATOR**

How much did you earn from working (wages, salaries, tips, etc.) in 2016?

\$ .00

As of today, are you a dislocated worker?

Select

PREVIOUS

NEXT

NEED HELP?

SAVE

CLEAR ALL DATA

VIEW FAFSA SUMMARY

EXIT

Site Last Updated: Sunday, October 1, 2017

Privacy

If you are unsure if you are a dislocated worker, click and see the "Help & Hints" bar for a full definition.

Note: If you answer Yes, the financial aid administrator at your college may require proof that you or your spouse is a dislocated worker.

JOHN BURTON ADVOCATES FOR YOUTH

**If you received federal work-study**, you must enter the information twice in the FAFSA so that it is not included when determining your total income. First, include the amount in the total provided when asked “How much did you earn from working?” and then again in the Additional Financial Information Section by selecting the box that says, “Taxable earnings from Work-Study, Assistantships or Fellowships.”

Depending on the amount of income you report, you may be asked if you received any federal benefits. These federal benefits often have different names locally:

Federal Benefit Name	Local California Benefit Name
Medicaid	Medi-Cal
Supplemental Nutrition Assistance Program (SNAP)	Cal Fresh (i.e., “food stamps”)
Temporary Assistance for Needy Families (TANF)	CalWorks

STUDENT



- You indicated you “Will file” a 2016 tax return.

If your 2016 income is similar to your 2015 income, use your 2015 tax return to provide estimates for questions about your income. If your income is not similar, click **Income Estimator** for assistance estimating your adjusted gross income, and answer the remaining questions about your income to the best of your ability.

Once you file your tax return, you **must** correct your FAFSA, changing 1) your filing status from “Will file” to “Already completed” and 2) your estimated answers to the final amounts on your 2016 tax return. At that time, you may be eligible to use the IRS Data Retrieval Tool to transfer your tax return information into the FAFSA.

What income tax return will you file for 2016?

IRS 1040

What was your adjusted gross income for 2016? This amount is found on IRS Form 1040-line 37.

\$ 15,000.00 **INCOME ESTIMATOR**

How much did you earn from working (wages, salaries, tips, etc.) in 2016? This amount is the total of IRS Form 1040-lines 7+12+18 and Box 14 [Code A] of IRS Schedule K-1 (Form 1065).

\$ 15,000.00

As of today, are you a dislocated worker?

No

In 2016 or 2017, did you or anyone in your household, receive benefits from any of the federal benefits programs listed below? Check all that apply or check **None of the above**. If, at the time you are completing the FAFSA, you or anyone in your household, did NOT receive any of these benefits during 2016 or 2017, but do receive any of them on or before December 31, 2017, you must return to the FAFSA and update your response.

Answering these questions will not reduce eligibility for student aid or these programs.

- ☐ Medicaid
- ☐ Supplemental Security Income (SSI)
- ☐ Supplemental Nutrition Assistance Program ([SNAP](#))
- ☐ Free or Reduced Price School Lunch
- ☐ Temporary Assistance for Needy Families ([TANF](#))
- ☐ Special Supplemental Nutrition Program for Women, Infants, and Children (WIC)
- ☐ None of the above

**“Additional Financial Information”:** The purpose of this section of the FAFSA is to collect financial information that must be subtracted when calculating your Total Income.

**You DO NOT have to report the following information as income earned from working, or in the “Additional Financial Information” or “Untaxed Income” section:**

→ Extended Foster Care (AB 12) benefits—including SILP payments or payment from a THP-Plus FC program. Even if your SILP payment is sent directly to you, you DO NOT need to report this as income. This also includes the infant supplement.

→ Welfare (CalWORKs) payments

→ Untaxed Social Security benefits

→ Supplemental Security Income (SSI)

\*There are other less common types of untaxed income that do not need to be reported. Check the “Help & Hints” bar to see the complete list when you click the field to enter the income within “Other Untaxed Income”

Enter the amount of your income tax for 2016. This amount is found on IRS Form 1040-lines (56 minus 46).

\$ .00

Enter your exemptions for 2016. This amount is found on IRS Form 1040-line 6d.

Did you have any of the following items in 2016? Check all that apply and provide amounts.

#### 2016 Additional Financial Information

- ☐ American Opportunity Tax Credit or Lifetime Learning Tax Credit
- ☐ Child support paid
- ☐ Taxable earnings from Work-study, Assistantships or Fellowships
- ☐ College grant and scholarship aid reported to the IRS as income
- ☐ Combat pay or special combat pay
- ☐ Cooperative education program earnings

#### 2016 Untaxed Income


- ☐ Payments to tax-deferred pension and retirement savings plans
- ☐ IRA deductions and payments to self-employed SEP, SIMPLE and Keogh
- ☐ Child support received
- ☐ Tax exempt interest income
- ☐ Untaxed portions of IRA distributions
- ☐ Untaxed portions of pensions
- ☐ Housing, food, and other living allowances paid to military, clergy, and others
- ☐ Veterans noneducation benefits
- ☐ Other untaxed income not reported such as workers' compensation or disability benefits
- ☐ Money received or paid on your behalf

Do you want to skip questions about your assets?

☒ Yes ☐ No

If any of the boxes are selected, you will be asked to provide the dollar amount.

If your income is \$50,000 or more, the FAFSA will ask you to report any assets over \$1. Otherwise, you can skip questions about assets.



**STUDENT**

Enter your exemptions for 2016. This amount is found on IRS Form 1040-line 6d.  
☐

Did you have any of the following items in 2016? Check all that apply and provide amounts.

**2016 Additional Financial Information**

- ☐ American Opportunity Tax Credit or Lifetime Learning Tax Credit
- ☐ Child support paid
- ☐ Taxable earnings from Work-study, Assistantships or Fellowships
- ☐ College grant and scholarship aid reported to the IRS as income
- ☐ Combat pay or special combat pay
- ☐ Cooperative education program earnings

**2016 Untaxed Income**

- ☐ Payments to tax-deferred pension and retirement savings plans
- ☐ IRA deductions and payments to self-employed SEP, SIMPLE and Keogh
- ☐ Child support received
- ☐ Tax exempt interest income
- ☐ Untaxed portions of IRA distributions
- ☐ Untaxed portions of pensions
- ☐ Housing, food, and other living allowances paid to military, clergy, and others
- ☐ Veterans noneducation benefits
- ☐ Other untaxed income not reported such as workers' compensation or disability benefits
- ☐ Money received or paid on your behalf

Do you want to skip questions about your assets?  
☒ Yes ☐ No

[PREVIOUS](#) [NEXT](#)

Option c).

If you select "*Not Going to File*"

IRS Income Tax Return

---

If you did not have to file taxes, select this option. You will still be asked questions about any income you may have earned or received.



If you are not going to file taxes, you may be required to submit an IRS Verification of Nonfiling Letter. This can be requested at [irs.gov/transcript](https://irs.gov/transcript) or by filing IRS Form 4506-T. Contact your college financial aid office for assistance.

STUDENT

Student Demographics

School Selection

Dependency Status

Parent Demographics

Financial Information

Sign & Submit

### Student Tax Information

For 2016, have you completed your IRS income tax return or another tax return?

Not going to file

CHECK FOR ERRORS

PREVIOUS

NEXT

NEED HELP?

SAVE

CLEAR ALL DATA

VIEW FAFSA SUMMARY

EXIT

#### Help and Support

##### Student Filing Status

Sign & Submit  
Tax Return  
Questions

You must select a filing status that describes your status:

- Already completed a 2016 tax return
- Will file a 2016 income tax return
- Not going to file a 2016 income tax return

If you indicate you will file a 2016 tax return, you must provide estimated 2016 income information. If you indicate you are not going to file a 2016 tax return, you must provide estimated 2015 income information. If you are unsure if you made enough money to file taxes, click the **Estimator** for more information about estimating your gross income, the remaining income after taxes, and the amount of your income tax refund.

You will be asked to report how much money you made from **working**. If you did not work, enter zero.

**If you received federal work-study**, you must enter the information twice in the FAFSA so that it is not included when determining your total income. First, include the amount in the total provided when asked “How much did you earn from working?” and then again in the Additional Financial Information Section by selecting the box that says, “Taxable earnings from Work-Study, Assistantships or Fellowships.”

Student Demographics

School Selection

Dependency Status

Parent Demographics

Financial Information

Sign & Submit

Confirmation

Student Financial Information

How much did you earn from working (wages, salaries, tips, etc.) in 2016?  
\$ .00

As of today, are you a dislocated worker?  

No

CHECK FOR ERRORS

PREVIOUS

NEXT

NEED HELP?

SAVE

CLEAR ALL DATA

VIEW FAFSA SUMMARY

EXIT

Help and Hints

Student's 2016 Income Earned from Work

Question 39

Find the scenario that best fits your tax filing status.

- If you did not file taxes, include the information from your 2016 W-2 Forms – box numbers 1 + 8.
- If you are married and use the IRS Data Retrieval Tool (IRS DRT) to transfer information from a joint tax return into your FAFSA, you must manually enter your income earned from work. Report your and your spouse's earnings separately. You can use your tax return, W-2s, or other earning statements to calculate your income.

If you are unsure if you are a dislocated worker, click and see the “Help & Hints” bar for a full definition.

Note: If you answer “Yes,” the financial aid administrator at your college may require proof that you or your spouse is a dislocated worker.



**“Additional Financial Information”:** The purpose of this section of the FAFSA is to collect financial information that must be subtracted when calculating your Total Income.

**You DO NOT have to report the following information as income earned from working, or in the “Additional Financial Information” or “Untaxed Income” section:**

→ Extended Foster Care (AB 12) benefits—including SILP payments or payment from a THP-Plus FC program. Even if your SILP payment is sent directly to you, you DO NOT need to report this as income. This also includes the infant supplement.

→ Welfare (CalWORKs) payments

→ Untaxed Social Security benefits

→ Supplemental Security Income (SSI)

\*There are other less common types of untaxed income that do not need to be reported. Check the “Help & Hints” bar to see the complete list when you click the field to enter the income within “Other Untaxed Income”

The screenshot shows the FAFSA interface for a student. At the top, there are tabs for 'Student Demographics', 'School Selection', 'Dependency Status', 'Parent Demographics', and 'Financial Information'. The 'Student Demographics' tab is active. Below the tabs, the section is titled 'Student Financial Information continued'. A question asks, 'Did you have any of the following items in 2016? Check all that apply and provide amounts.' There are two main sections: '2016 Additional Financial Information' and '2016 Untaxed Income'. The '2016 Untaxed Income' section contains several checkboxes, including 'Other untaxed income not reported such as workers' compensation or disability benefits'. An arrow points from the text in the left margin to this checkbox. At the bottom, there are buttons for 'CHECK FOR ERRORS', 'PREVIOUS', 'NEXT', 'NEED HELP?', 'SAVE', 'CLEAR ALL DATA', 'VIEW FAFSA SUMMARY', and 'EXIT'. The footer indicates the site was last updated on Sunday, October 1, 2017.

**STUDENT**

**Student Financial Information continued**

Did you have any of the following items in 2016? Check all that apply and provide amounts.

**2016 Additional Financial Information**

- ☐ Child support paid
- ☐ Taxable earnings from Work-study, Assistantships or Fellowships
- ☐ College grant and scholarship aid reported to the IRS as income
- ☐ Combat pay or special combat pay
- ☐ Cooperative education program earnings

**2016 Untaxed Income**

- ☐ Payments to tax-deferred pension and retirement savings plans
- ☐ Child support received
- ☐ Housing, food, and other living allowances paid to military, clergy, and others
- ☐ Veterans noneducation benefits
- ☐ Other untaxed income not reported such as workers' compensation or disability benefits
- ☐ Money received or paid on your behalf

Do you want to skip questions about your assets?  
☒ Yes ☐ No

**CHECK FOR ERRORS** **PREVIOUS** **NEXT**

**NEED HELP?** **SAVE** **CLEAR ALL DATA** **VIEW FAFSA SUMMARY** **EXIT**

Site Last Updated: Sunday, October 1, 2017

Privacy

If any of the boxes are selected, you will be asked to provide the dollar amount.

If the FAFSA determines that you have a high income, you will be asked to report any assets over \$1. Otherwise, you can skip questions about assets.

The screenshot shows the FAFSA application interface. At the top is a navigation bar with tabs: Student Demographics, School Selection, Dependency Status, Parent Demographics, Financial Information, Sign & Submit, and Confirmation. The 'Student Demographics' tab is active, and a vertical blue bar on the left contains the word 'STUDENT' in white capital letters. The main content area is titled 'Student Financial Information continued'. It contains a question: 'Did you have any of the following items in 2016? Check all that apply and provide amounts.' Below this are two sections: '2016 Additional Financial Information' and '2016 Untaxed Income'. The '2016 Additional Financial Information' section has a checked box for 'Child support paid' and unchecked boxes for 'Taxable earnings from Work-study, Assistantships or Fellowships', 'College grant and scholarship aid reported to the IRS as income', 'Combat pay or special combat pay', and 'Cooperative education program earnings'. The '2016 Untaxed Income' section has unchecked boxes for 'Payments to tax-deferred pension and retirement savings plans', 'Child support received', 'Housing, food, and other living allowances paid to military, clergy, and others', 'Veterans noneducation benefits', 'Other untaxed income not reported such as workers' compensation or disability benefits', and 'Money received or paid on your behalf'. Below these sections is a question: 'Do you want to skip questions about your assets?' with 'Yes' selected and 'No' unselected. At the bottom of the main content area are buttons for 'CHECK FOR ERRORS', 'PREVIOUS', and 'NEXT'. At the bottom of the page are buttons for 'NEED HELP?', 'SAVE', 'CLEAR ALL DATA', 'VIEW FAFSA SUMMARY', and 'EXIT'. On the right side, there is a 'Help and Hints' section titled 'Student's Child Support Paid Question 44b' with the text: 'Check the box if you (and if married, your spouse) paid child support in 2016.' At the bottom of the page, there is a footer with 'Site Last Updated: Sunday, October 1, 2017', 'Download Adobe Reader', and a 'Privacy' link. An orange bar at the very bottom contains the text 'JOHN BURTON ADVOCATES FOR YOUTH'.

Student Financial Information continued

Did you have any of the following items in 2016? Check all that apply and provide amounts.

**2016 Additional Financial Information**

- ☒ Child support paid
- ☐ Taxable earnings from Work-study, Assistantships or Fellowships
- ☐ College grant and scholarship aid reported to the IRS as income
- ☐ Combat pay or special combat pay
- ☐ Cooperative education program earnings

**2016 Untaxed Income**

- ☐ Payments to tax-deferred pension and retirement savings plans
- ☐ Child support received
- ☐ Housing, food, and other living allowances paid to military, clergy, and others
- ☐ Veterans noneducation benefits
- ☐ Other untaxed income not reported such as workers' compensation or disability benefits
- ☐ Money received or paid on your behalf

Do you want to skip questions about your assets?

☒ Yes ☐ No

[CHECK FOR ERRORS](#) [PREVIOUS](#) [NEXT](#)

[NEED HELP?](#) [SAVE](#) [CLEAR ALL DATA](#) [VIEW FAFSA SUMMARY](#) [EXIT](#)

**Help and Hints**

**Student's Child Support Paid**  
**Question 44b**

Check the box if you (and if married, your spouse) paid child support in 2016.

Site Last Updated: Sunday, October 1, 2017

Download [Adobe Reader](#)

[Privacy](#)

# Sign & Submit Section

---

The final section of the FAFSA!

## READ ALL OF THE INFORMATION YOU PROVIDED CAREFULLY BEFORE YOU SIGN AND SUBMIT YOUR APPLICATION

- Read and check the box indicating agreement with the statement.
- Print and review the FAFSA information before signing the form
- Click **"SIGN"** and then **"SUBMIT MY FAFSA NOW"**
- Since you entered your FSA ID to login to the FAFSA, you don't have to enter it again.

**Federal Student Aid**  
An OFFICE of the U.S. DEPARTMENT of EDUCATION

PROUD SPONSOR of  
the AMERICAN MIND®

**FAFSA**  
Free Application for Federal Student Aid

Help

SEARCH

Student Demographics School Selection Dependency Status Parent Demographics Financial Information Sign & Submit Confirmation

**Sign & Submit**

☒ Application was successfully saved.

[VIEW OR PRINT YOUR FAFSA INFORMATION](#)

Are you a [preparer](#)?  
☐ Yes ☒ No

**Student Signature**

Student's Social Security Number XXX-XX-2666  
Student's last name data  
Student's date of birth 01/01/1992

**READ BEFORE PROCEEDING**  
By signing this application electronically using your Federal Student Aid PIN, username and password, and/or any other credential or by signing a signature page and mailing it to us, YOU, THE STUDENT, certify that you:

1. will use federal and/or state student financial aid only to pay the cost of attending an institution of higher education,
2. are not in default on a federal student loan or have made satisfactory arrangements to repay it,
3. do not owe money back on a federal student grant or have made satisfactory arrangements to repay it,
4. will notify your school if you default on a federal student loan, and

I, the student, agree to the terms outlined above.  
☒ Agree ☐ Disagree

[SIGN](#)

[PREVIOUS](#) [SUBMIT MY FAFSA NOW](#)

[NEED HELP?](#) [SAVE](#) [CLEAR ALL DATA](#) [VIEW FAFSA SUMMARY](#) [EXIT](#)

**Help and Hints**  
**Terms of Agreement - Student**  
In order to submit your FAFSA, you must review the Terms of Agreement and select **Agree**.  
[More>>>](#)


# This is your Confirmation Page to show that your FAFSA is submitted!

- If possible, print or save a copy of this page for your records.
- A copy will also be sent to you via email.
- If you need to make any changes, you must wait until you receive your Student Aid Report (SAR) or Student Aid Acknowledgement. This may take a few days to a few weeks after filing your FAFSA.

[Help](#)[SEARCH](#)

Student DemographicsSchool SelectionDependency StatusParent DemographicsFinancial InformationSign & SubmitConfirmation


2017-2018 Confirmation Page

 Your confirmation page has been sent to you at the e-mail address: abc@fsa.gov

[PRINT THIS PAGE](#)

Confirmation Number: F 06600094006 08/10/2016 21:41:33  
Data Release Number (DRN): 7880


Congratulations, gdit! Your FAFSA was successfully submitted to Federal Student Aid.

 What Happens Next

- You will receive an e-mail version of this page.
- In 3-5 business days, you will receive an e-mail notifying you that your FAFSA was processed.
- Your FAFSA information will be made available to your school(s), and they will use it to determine the aid you may be eligible to receive.
- Your school(s) will contact you if they need more information or when they are ready to discuss your financial aid award.
- If you have questions about your financial aid package, contact your school(s).

School(s) on your FAFSA:

School Name	Graduation Rate	Retention Rate	Transfer Rate	Additional Information from <a href="#">College Navigator</a>
ALABAMA AGRCLTL & MECHL UNIV	35%	66%	NA	NA
UNIVERSITY OF IOWA	70%	86%	24%	NA
UNIV OF ILLINOIS AT CHICAGO	60%	80%	NA	NA

 Eligibility Information

Estimated Expected Family Contribution (EFC) = 000000  
The EFC is a measure of how much you can contribute to the cost of your education. Schools use your EFC to determine your federal student aid eligibility.  
  
The EFC is not how much aid you will receive or how much you have to pay for college.

Based on the [eligibility criteria](#), you may be eligible for the following:  
  
[Pell Grant](#) Estimate - \$5,815.00  
  
[Direct Stafford Loan](#) Estimate - \$9,500.00  
You may also be eligible to receive other federal, state, or institutional grants, scholarships, and/or work-study.  
  
In addition, you should learn about [federal tax benefits for education](#), including the American Opportunity Tax Credit (AOTC).

If you have questions, visit [www.fafsa.gov](http://www.fafsa.gov) and click the "Help" icon on the FAFSA home page.

[TAKE A SURVEY](#)[Tweet](#)

EXIT

Site Last Updated: Sunday, September 25, 2016Download [Adobe Reader](#)

Privacy

©2010 fafsa.gov. All rights reserved.  
Federal Student Aid Logo, FAFSA, and Arrow Symbol are trademarks of the U.S. Department of Education

# After the FAFSA

---

Keep steps to help students receive maximum aid awards

Once your FAFSA is processed, it will be indicated when you log back into FAFSA.


You can make a correction by choosing "Make FAFSA Corrections," or click to "View or Print your Student Aid Report (SAR)."


If you have not received your SAR within three weeks from when you submitted your FAFSA, contact the Federal Student Aid Information Center at **1-800-433-3243**

Federal Student Aid  
An OFFICE of the U.S. DEPARTMENT of EDUCATION

PROUD SPONSOR of  
the AMERICAN MIND®

FAFSA®  
Free Application for Federal Student Aid

 Home

 Help

Welcome, gdit Logout

STUDENT

My FAFSA

Welcome, gdit data!

2018-2019

2017-2018

**Current Application Status: Processed Successfully**  
Congratulations, your FAFSA was successfully processed.

**Original Application**  
Submitted: 10/01/2017  
Processed: 10/01/2017

**What Happens Next**


- Your FAFSA information was made available to the school(s) you listed on your FAFSA.
- Your school(s) will use your FAFSA information to determine the aid you may be eligible to receive.
- Your school(s) will contact you if they need more information or to discuss your financial aid award.
- If you have questions about your financial aid package contact your school(s).

You can also:

- [View or Print your Student Aid Report \(SAR\)](#)
- [Make FAFSA Corrections](#) to make a change, add a school, or transfer IRS data into your FAFSA

**FSA ID**

**FSA ID Status:**  
[User Account Management](#)  
You can use your FSA ID to sign your FAFSA electronically or make corrections to your FAFSA.

 Create a shareable file with some of your student information.  
[Learn More](#)

NEED HELP?

Site Last Updated: Sunday, October 1, 2017

Download [Adobe Reader](#)

Privacy



# Confirmation/ SAR

Federal Student Aid  
An OFFICE of the U.S. DEPARTMENT of EDUCATION

PROUD SPONSOR of  
the AMERICAN MIND®

## STUDENT AID REPORT ACKNOWLEDGEMENT 2018-2019

[HTTPS://FAFSA.GOV](https://fafsa.gov)

OMB No. 1845-0001

NOVEMBER 23, 2018

000117C041

F211 1819

DATA RELEASE NUMBER (DRN): 2245  
EXPECTED FAMILY CONTRIBUTION (EFC): 000000 C

JOHN SMITH  
742 EVERGREEN TERRACE  
SPRINGFIELD OH 55555

Dear JOHN SMITH,


**Your Student Aid Report (SAR) Acknowledgement summarizes the information you submitted on your 2018-2019 Free Application for Federal Student Aid (FAFSA).**

### Application Status (review the checked boxes)

- ☒ Your FAFSA appears to be complete. **Review the data on pages 2 and 3.** We may have assumed certain information to calculate your eligibility for federal student aid. We printed any assumptions we made and the word "assumed" for the items on the back of this page. If you need to make corrections, you can go to <https://fafsa.gov> and use your FSA ID to access your information or you can contact the financial aid office at one of the schools you listed on your application for assistance. The school(s) listed on your FAFSA will receive your information.

# Three Parts to Maximize Financial Aid

---



Complete the  
FAFSA/CADAA:  
30-45 minutes

Complete the Chafee  
application:  
5-10 minutes

Create a WebGrants  
Account:  
5 minutes

# Chafee Grant

---

- After completing a FAFSA or CADAA, students can submit their supplemental Chafee Grant application
- To qualify, youth must:
  - Have been in foster care (e.g. a ward of the court) for at least one day between the ages of 16 and 18.
  - Not have reached their 22<sup>nd</sup> birthday as of July 1<sup>st</sup> of the award year
  - Complete a paper or online application, available at [www.chafee.csac.ca.gov](http://www.chafee.csac.ca.gov)

## A FEW NOTES FOR THE CHAFEE GRANT APPLICATION

- Once **undocumented students** check this box, they will be instructed to complete the paper application. Students will be asked to list their CADAA number instead of SSN.
- Undocumented students and providers can contact the **CSAC Specialized Programs Branch** for assistance at (888) 224-7268 #3.
- School of Attendance** refers to the college the student plans to attend, not the student's high school. This information can be estimated and updated later if it changes.
- Students can update their Chafee grant applications and monitor award status on **WebGrants**

### California Student Aid Commission California Chafee Grant Program

#### Student Application

- The following information is needed so that your application may be considered for the foster youth California Grant Program.
- The California Chafee Grant Program gives free money to current or former foster youth to use for vocational school training or college courses.
- To qualify, you must meet the following criteria:
  - Be a current or former foster youth who was award of the court, living in foster care, between the ages of 16 and 18.
  - Youth who are/were in Kin-GAP, a non-related legal guardianship, or were adopted, are eligible only if the youth was a dependent or ward of the court, living in foster care, between the ages of 16 and 18.
  - Not have reached your 22nd birthday as of July 1st of the award year.
- The California Department of Social Services will determine your foster youth eligibility status.
- Students: To check your Chafee Grant status you can go online to [WebGrants for Students](#).
- Chafee Application Supports PCs and Laptops using Internet Explorer 7 and higher.**

All fields marked "\*" are 'Required'

If you are an undocumented student, please select the box: ☐

SSN:\*

Last Name:\*

Address 1:\*

Address 2:

City:\*

Email:

Alternate Email:

#### Which application do you want to file?

If you are currently enrolled in college, submit a 2017-2018 application.

If you are a high school senior and plan to attend college in the Fall of 2018 or Spring 2019, submit a 2018-2019 application.

Academic Year: \*

First Name:\*

MI:

Home Phone:

Work Phone:

State:\*

Zip:\*

Re-type Email:

Re-type Alternate Email:

Date of Birth: (MM/DD/YYYY)\*

Foster Care County: \*

School of Attendance: \*

If you cannot find your school in the drop down list above, enter the name, city and state in the boxes below.

School Name:

City:

State:

Degree Goal:

Major:

Education Level:

Are/were you in foster care placement under court dependency? ☐ Yes ☐ No

Have you completed a Free Application for Federal Student Aid (FAFSA)? ☐ Yes ☐ No

(The FAFSA must be completed prior to receiving any Chafee Grant funds. The FAFSA can be filed on-line at [www.fafsa.ed.gov](http://www.fafsa.ed.gov))

How did you find out about the Chafee Grant Program?

# WebGrants Account

- WebGrants is the secure online portal where students can manage their Cal Grant and Chafee Grant awards
- Students can also update school information, address changes, and make other corrections
- Students can verify if their GPA verification has been received
- Select **"Create an Account"** to begin

The screenshot shows the WebGrants 4 Students website. At the top, there are logos for CA.GOV and the California Student Aid Commission, along with a navigation bar for CSAC, Cal Grants, Cash for College, and Cal Dream Act. A banner reads "WEBGRANTS 4 STUDENTS". Below this, a "Welcome!" message explains the purpose of the portal. A note indicates that the content requires the Adobe Flash Player. A section for 2017 high school graduates provides instructions on GPA verification. The main area features a "WebGrants 4 Students Sign-In" form with fields for User ID and Password, and buttons for "Retrieve User ID", "Reset Password", and "Sign-in". A "Create an Account" link is also present. A yellow callout box provides instructions on entering the User ID and Password. A red arrow points from the "Create an Account" link to a text box that specifies supported browsers: Internet Explorer 7 and higher, and Mozilla Firefox 2 and higher. On the right side, there is a "REGISTER TO VOTE" section with a "VOTE CALIFORNIA" logo and a list of links including "How to Apply for a Cal Grant Award", "Understanding My Cal Grant", "Disqualification Fact Sheet", "Important Cal Grant / Chafee Updates", "Important Deadlines", "Search for a Cal Grant Eligible School", "Financial Aid Programs", "Forms / Applications", "Frequently Asked Questions", "Foster Youth Resources", "Other Financial Aid Resources and Important Links", "Security Information", "Tools", and "Help Center".

CA.GOV California Student Aid Commission

WEBGRANTS 4 STUDENTS

Welcome!

This content requires the Adobe Flash Player. [Get Flash](#)

The California Student Aid Commission has created WebGrants 4 Students (WGS) just for you, the student. The goal is to provide you with the resources, information and tools needed to assist you with the college financial aid process. WGS will allow you to manage your Cal Grant and/or Chafee account(s) online by letting you view updates, make school changes, make address changes, make corrections, and post leave of absence requests. It is important for you to understand that your WGS account does not replace your School or FAFSA accounts. Each account must be monitored and managed independently.

2017 HIGH SCHOOL GRADUATES - IF YOU DID NOT APPLY FOR A CAL GRANT OR YOU WERE NOT AWARDED FOR THE 2017-18 ACADEMIC YEAR (AY), AND YOU ARE SUBMITTING A FAFSA FOR AY 2018-19, YOU MUST HAVE YOUR HIGH SCHOOL CERTIFY YOUR GPA USING THE GPA VERIFICATION FORM. ON THIS CASE IT IS THE STUDENTS RESPONSIBILITY TO SUBMIT THEIR GPA VERIFICATION FORM TO CSAC BY MARCH 2, 2018. NOTE: PLEASE ALLOW 1-2 WEEKS AFTER FILLING OUT THE FAFSA BEFORE CREATING A WEBGRANTS FOR STUDENTS ACCOUNT.

Enter your User ID and Password. Please note the User ID and Password fields are case sensitive.

Authorized Use Only

**WebGrants 4 Students Sign-In**

User ID  [Retrieve User ID](#)

Password  [Reset Password](#)

[Create an Account](#)

WEBGRANTS 4 STUDENTS SUPPORTS PC and Laptops using:  
Internet Explorer 7 and higher  
Mozilla Firefox 2 and higher

Go to Help Center for other browser information

REGISTER TO VOTE VOTE CALIFORNIA

[How to Apply for a Cal Grant Award](#)

[Understanding My Cal Grant](#)

[Disqualification Fact Sheet](#)

[Important Cal Grant / Chafee Updates](#)

[Important Deadlines](#)

[Search for a Cal Grant Eligible School](#)

[Financial Aid Programs](#)

[Forms / Applications](#)

[Frequently Asked Questions](#)

[Foster Youth Resources](#)

[Other Financial Aid Resources and Important Links](#)

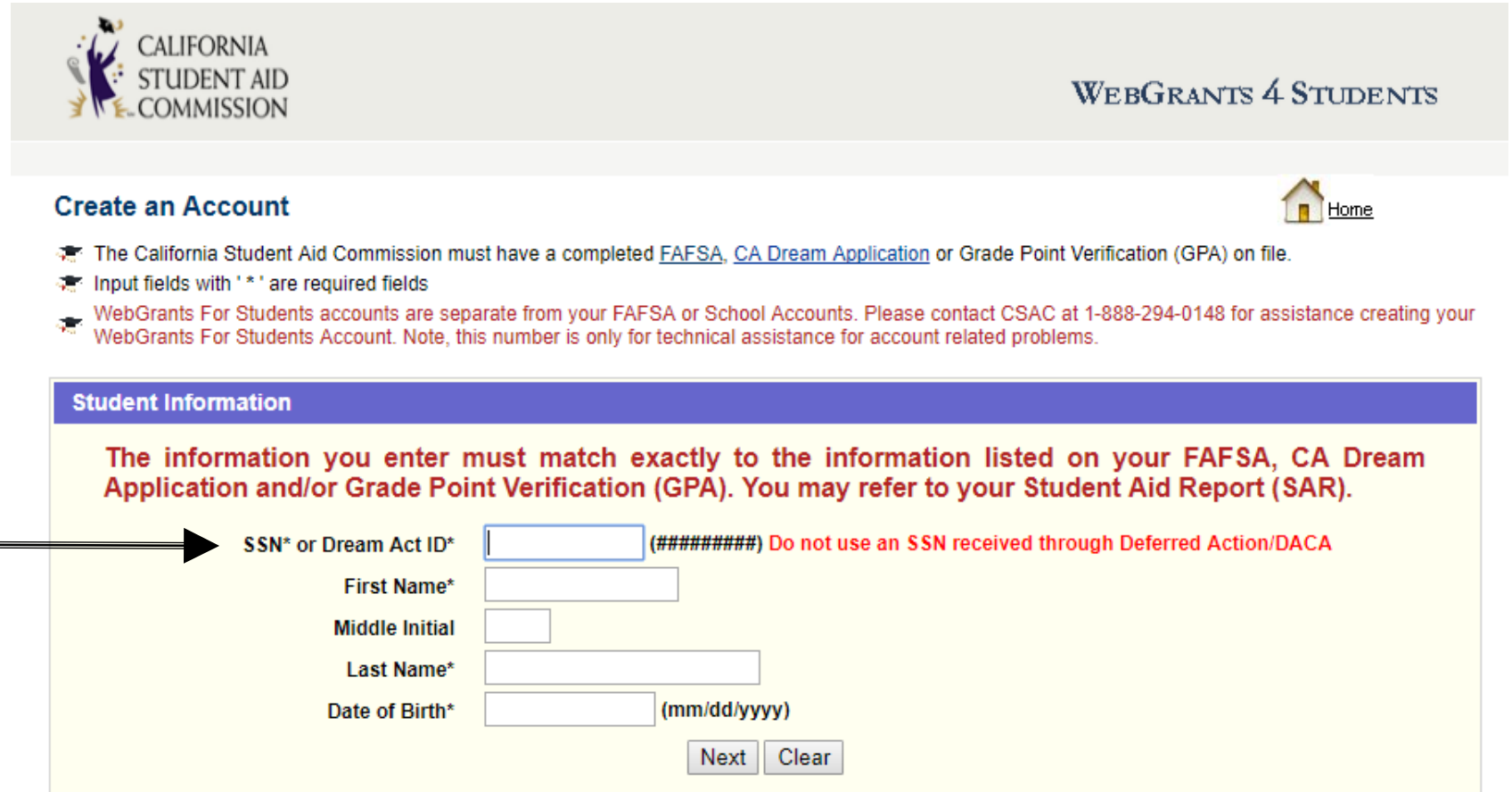
[Security Information](#)

[Tools](#)

[Help Center](#)

# WebGrants Account

- When creating an account, undocumented students should use their CADAA ID instead of a SSN.
- DACA recipients should **not** use their temporary SSN.



The screenshot shows the 'Create an Account' page for the California Student Aid Commission's WebGrants 4 Students portal. The page header includes the commission's logo and the text 'WEBGRANTS 4 STUDENTS'. A 'Home' link with a house icon is in the top right. The main heading is 'Create an Account'. Below it, three bullet points provide instructions: 1) The commission must have a completed FAFSA, CA Dream Application, or GPA on file. 2) Input fields with '\*' are required. 3) WebGrants accounts are separate from FAFSA or School Accounts; contact CSAC at 1-888-294-0148 for assistance. The 'Student Information' section has a blue header and a red warning: 'The information you enter must match exactly to the information listed on your FAFSA, CA Dream Application and/or Grade Point Verification (GPA). You may refer to your Student Aid Report (SAR).' The form fields are: 'SSN\* or Dream Act ID\*' (with a red note: '(#####) Do not use an SSN received through Deferred Action/DACA'), 'First Name\*', 'Middle Initial', 'Last Name\*', and 'Date of Birth\*' (with a red note: '(mm/dd/yyyy)'). 'Next' and 'Clear' buttons are at the bottom right. An arrow from the text 'DACA recipients should not use their temporary SSN' points to the SSN field.

CALIFORNIA STUDENT AID COMMISSION

WEBGRANTS 4 STUDENTS

[Home](#)

**Create an Account**

- The California Student Aid Commission must have a completed [FAFSA](#), [CA Dream Application](#) or Grade Point Verification (GPA) on file.
- Input fields with '\*' are required fields
- WebGrants For Students accounts are separate from your FAFSA or School Accounts. Please contact CSAC at 1-888-294-0148 for assistance creating your WebGrants For Students Account. Note, this number is only for technical assistance for account related problems.

**Student Information**

The information you enter must match exactly to the information listed on your FAFSA, CA Dream Application and/or Grade Point Verification (GPA). You may refer to your Student Aid Report (SAR).

SSN\* or Dream Act ID\*  (#####) Do not use an SSN received through Deferred Action/DACA

First Name\*

Middle Initial

Last Name\*

Date of Birth\*  (mm/dd/yyyy)

# WebGrants Account

- Students will be prompted to create a **User ID** and **Password**.
- Passwords will need to be updated every 90 days
- **Security Questions** will be important to help students maintain their account.

**Student security information**

The User ID may be alpha, numeric, or a combination of both and be a maximum of 8 characters in length.

User ID\*

The password must contain at least 1 uppercase letter, 1 lowercase letter, a number, and be 6 - 16 characters in length.

New Password\*

Re-enter Password\*

**Security Questions**

Question 1\* (Please select a question) ▼

Answer 1\*

Question 2\* (Please select a question) ▼

Answer 2\*

Question 3\* (Please select a question) ▼

Answer 3\*



# Helpful Resources

---

# Financial Aid Guide for California Foster Youth

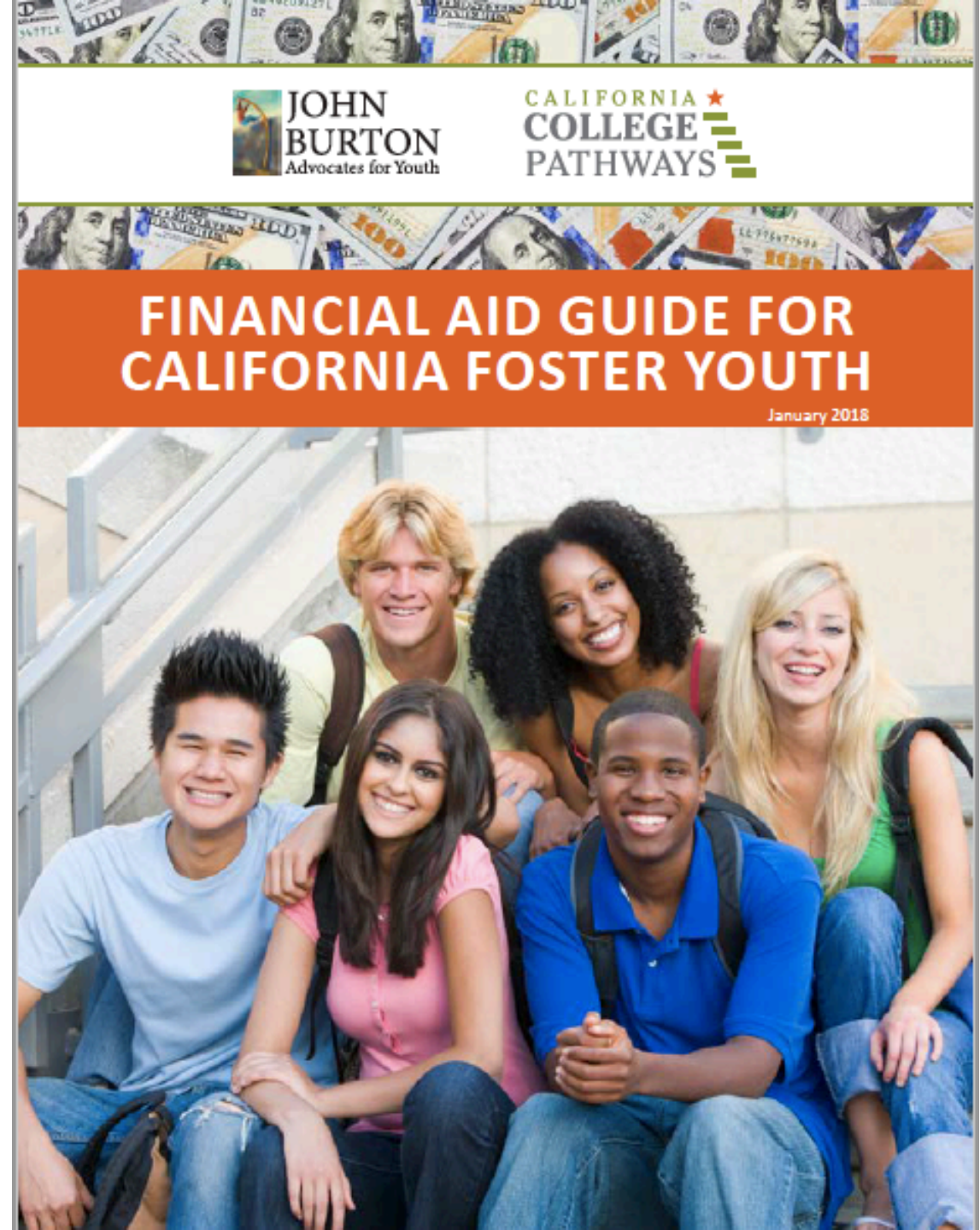
---

Can be found at:

[jbafor youth.org/fafsachallenge](http://jbafor youth.org/fafsachallenge)

[cacollegepathways.org/financial-aid](http://cacollegepathways.org/financial-aid)

[student.cacollegepathways.org/financial-aid](http://student.cacollegepathways.org/financial-aid)



# Visual FAFSA Guide

Can be found at:

[jbafor youth.org/fafsachallenge](http://jbafor youth.org/fafsachallenge)

[cacollegepathways.org/financial-aid](http://cacollegepathways.org/financial-aid)

[student.cacollegepathways.org/financial-aid](http://student.cacollegepathways.org/financial-aid)

**STEP 2: CREATE AN "FSA ID" (FEDERAL STUDENT AID IDENTIFICATION) (Pg. 7)**

When you "Start a New FAFSA," there are two log-in options.

→ Choose the option that says: "Enter your (the student's) FSA ID"

→ Then click the blue link that says ["Create an FSA ID"](#)

This takes you to the FSA ID website at [fsaid.ed.gov](http://fsaid.ed.gov).

Your FSA ID will serve as your legal signature and you will need it to sign your FAFSA electronically before you submit the FAFSA.

**STUDENT**

**Login**

Student Information

Form Approved  
OMB No. 1845-0001  
App. Exp. 12/31/2017

Instructions are provided for each FAFSA question in the Help and Hints section on the right side of the page and are also available by clicking **Need Help?** at the bottom of the page.

Enter either your (the student's) FSA ID or personal information to log in to FAFSA on the Web.

☒ Enter your (the student's) FSA ID ☐ Enter the student's information

Do not log in with the FSA ID if you are not the student. **OR**

[Create an FSA ID](#)

FSA ID Username or Verified E-mail Address

[Forgot Username](#)

FSA ID Password

[Forgot Password](#)

**NEXT**

**NEED HELP?**



# Cash for College

- CSAC partners with high schools, community colleges, and nonprofit organizations across the state to help students file the FAFSA and CADAA.
- Cash for College Workshops are free but do not always have staff with specialized foster youth expertise. Workshops do provide free computer lab space and general application assistance.
- Workshops hosted by community colleges generally have more specific resources and information for foster youth.
- Foster youth service providers and caregivers can accompany youth to any of these workshops to provide more individualized assistance.

*Find a workshop near you: [cash4college.csac.ca.gov](https://cash4college.csac.ca.gov)*

# Free Help Completing the FAFSA

---

- Live Help built into FAFSA on the Web
- U.S. Department of Education's toll-free hotline
  - 1-800-4-FED-AID (1-800-433-3243) or 1-334-523-2691
  - TTY (hearing impaired): 1-800-730-8913
- FSA ID problems: 1-800-557-7394
- Email the U.S. Department of Education at:  
[FederalStudentAidCustomerService@ed.gov](mailto:FederalStudentAidCustomerService@ed.gov)



# Question & Answer

---

CLICK ON THE "QUESTIONS" PANEL, TYPE AND HIT "SEND"