

ILLINOIS STATE BOARD OF EDUCATION
School Business Services Division

Accounting Basis:

Cash
 Accrual

SCHOOL DISTRICT BUDGET FORM *
July 1, 2013 - June 30, 2014

Balanced budget, no deficit
reduction plan is required.

Date of Amended Budget: 6/16/2014
(MM/DD/YY)

District Name: Lemont Township High School District 210
District RCDT No: 07-016-2100-17

Budget of Lemont Township High School District 210, County of Cook/DuPage,
State of Illinois, for the Fiscal Year beginning July 1, 2013 and ending June 30, 2014.

WHEREAS the Board of Education of Lemont Township High School District 210,
County of Cook/DuPage, State of Illinois, caused to be prepared in tentative form a budget, and the Secretary
of this Board has made the same conveniently available to public inspection for at least thirty days prior to final action thereon;

AND WHEREAS a public hearing was held as to such budget on the 16 day of June, 20 14,
notice of said hearing was given at least thirty days prior thereto as required by law, and all other legal requirements have been complied
with;


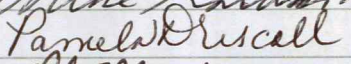
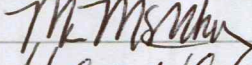
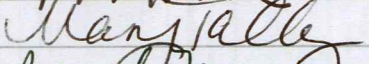
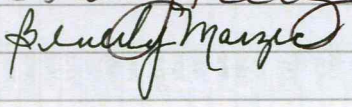
NOW, THEREFORE, Be it resolved by the Board of Education of said district as follows:
Section 1: That the fiscal year of this school district be and the same hereby is fixed and declared to be

beginning July 1, 2013 and ending June 30, 2014.

Section 2: That the following budget containing an estimate of amounts available in each Fund, separately, and expenditures from
each be and the same is hereby adopted as the budget of this school district for said fiscal year.

ADOPTION OF BUDGET

The budget shall be approved and signed below by members of the School Board. Adopted this 16th
day of June, 20 14 by a roll call vote of 6 Yeas, and 0 Nays, to wit:

MEMBERS VOTING YEA:	MEMBERS VOTING NAY:
	
	
	
	
	

* Based on the 23 Illinois Administrative Code-Part 100 and inconformity with Section 17-1 of the School Code.
(1) A certified copy of this document must be filed with the county clerk within 30 days of adoption as required
by Section 18-50 of the Property Tax Code (35 ILCS 200/18-50).
(2) Districts are required to submit the adopted/amended budget electronically to ISBE within 30 days of adoption or by October 31,
whichever comes first. Budgets are submitted to: www.isbe.net/sfms/budget/2014/budget.htm. The electronic version does
not require member signatures.

	A	B	C	D	E	F	G	H	I	J	K	L
1	<i>Begin entering data on EstRev 5-10 and EstExp 11-17 tabs.</i>		(10)	(20)	(30)	(40)	(50)	(60)	(70)	(80)	(90)	
2	Description	Acct #	Educational	Operations & Maintenance	Debt Service	Transportation	Municipal Retirement/ Social Security	Capital Projects	Working Cash	Tort	Fire Prevention & Safety	
3	ESTIMATED BEGINNING FUND BALANCE July 1, 2013 ¹		9,854,408	4,413,611	4,049,550	1,171,616	457,698	0	5,140,781	604,124	0	
4	RECEIPTS/REVENUES											
5	LOCAL SOURCES	1000	15,899,057	1,785,963	4,297,187	593,014	617,051	0	10,522	3,136	0	
6	FLOW-THROUGH RECEIPTS/REVENUES FROM ONE DISTRICT TO ANOTHER DISTRICT	2000										
7	STATE SOURCES	3000	1,118,699	15,273	0	470,000	0	0	0	0	0	
8	FEDERAL SOURCES	4000	1,400,309	0	0	0	0	0	0	0	0	
9	Total Direct Receipts/Revenues ⁸		18,418,065	1,801,236	4,297,187	1,063,014	617,051	0	10,522	3,136	0	
10	Receipts/Revenues for "On Behalf" Payments ²	3998	3,495,797									
11	Total Receipts/Revenues		21,913,862	1,801,236	4,297,187	1,063,014	617,051	0	10,522	3,136	0	
12	DISBURSEMENTS/EXPENDITURES											
13	INSTRUCTION	1000	12,886,585				219,293					
14	SUPPORT SERVICES	2000	4,199,851	2,008,485		952,531	379,940	0		345,259	0	
15	COMMUNITY SERVICES	3000	11,829	0		0	0					
16	PAYMENTS TO OTHER DISTRICTS & GOVT UNITS	4000	865,855	0	0	0	0	0			0	
17	DEBT SERVICES	5000	0	0	4,101,453	0	0			0	0	
18	PROVISION FOR CONTINGENCIES	6000	0	0	0	0	0	0		0	0	
19	Total Direct Disbursements/Expenditures ⁹		17,964,120	2,008,485	4,101,453	952,531	599,233	0		345,259	0	
20	Disbursements/Expenditures for "On Behalf" Payments ²	4180	3,495,797	0	0	0	0	0		0	0	
21	Total Disbursements/Expenditures		21,459,917	2,008,485	4,101,453	952,531	599,233	0		345,259	0	
22	Excess of Direct Receipts/Revenues Over (Under) Direct Disbursements/Expenditures		453,945	(207,249)	195,734	110,483	17,818	0	10,522	(342,123)	0	
23	OTHER SOURCES/USES OF FUNDS											
24	OTHER SOURCES OF FUNDS (7000)											
25	PERMANENT TRANSFER FROM VARIOUS FUNDS											
26	Abolishment the Working Cash Fund ¹⁶	7110										
27	Abatement of the Working Cash Fund ¹⁶	7110										
28	Transfer of Working Cash Fund Interest	7120										
29	Transfer Among Funds	7130										
30	Transfer of Interest	7140										
31	Transfer from Capital Projects Fund to O&M Fund	7150		0								
32	Transfer of Excess Fire Prev & Safety Tax & Interest ³ Proceeds to O&M Fund	7160		0								
33	Transfer of Excess Accumulated Fire Prev & Safety Bond and Int ^{3a} Proceeds to Debt Service Fund	7170			0							
34	SALE OF BONDS (7200)											
35	Principal on Bonds Sold ⁴	7210										
36	Premium on Bonds Sold	7220										
37	Accrued Interest on Bonds Sold	7230										
38	Sale or Compensation for Fixed Assets ⁵	7300										
39	Transfer to Debt Service to Pay Principal on Capital Leases	7400			0							
40	Transfer to Debt Service Fund to Pay Interest on Capital Leases	7500			0							
41	Transfer to Debt Service Fund to Pay Principal on Revenue Bonds	7600			0							
42	Transfer to Debt Service Fund to Pay Interest on Revenue Bonds	7700			0							
43	Transfer to Capital Projects Fund	7800						0				
44	ISBE Loan Proceeds	7900										
45	Other Sources Not Classified Elsewhere	7990										
46	Total Other Sources of Funds ⁸		0	0	0	0	0	0	0	0	0	

	A	B	C	D	E	F	G	H	I	J	K	L
1	<i>Begin entering data on EstRev 5-10 and EstExp 11-17 tabs.</i>		(10)	(20)	(30)	(40)	(50)	(60)	(70)	(80)	(90)	
2	Description	Acct #	Educational	Operations & Maintenance	Debt Service	Transportation	Municipal Retirement/ Social Security	Capital Projects	Working Cash	Tort	Fire Prevention & Safety	
47	OTHER USES OF FUNDS (8000)											
49	TRANSFER TO VARIOUS OTHER FUNDS (8100)											
50	Abolishment or Abatement of the Working Cash Fund ¹⁶	8110							0			
51	Transfer of Working Cash Fund Interest	8120							0			
52	Transfer Among Funds	8130										
53	Transfer of Interest ⁶	8140										
54	Transfer from Capital Projects Fund to O&M Fund	8150										
55	Transfer of Excess Fire Prev & Safety Tax & Interest ³ Proceeds to O&M Fund	8160										
56	Transfer of Excess Accumulated Fire Prev & Safety Bond ^{3a} and Int Proceeds to Debt Service Fund	8170										
57	Taxes Pledged to Pay Principal on Capital Leases	8410										
58	Grants/Reimbursements Pledged to Pay Principal on Capital Leases	8420										
59	Other Revenues Pledged to Pay Principal on Capital Leases	8430										
60	Fund Balance Transfers Pledged to Pay Principal on Capital Leases	8440										
61	Taxes Pledged to Pay Interest on Capital Leases	8510										
62	Grants/Reimbursements Pledged to Pay Interest on Capital Leases	8520										
63	Other Revenues Pledged to Pay Interest on Capital Leases	8530										
64	Fund Balance Transfers Pledged to Pay Interest on Capital Leases	8540										
65	Taxes Pledged to Pay Principal on Revenue Bonds	8610										
66	Grants/Reimbursements Pledged to Pay Principal on Revenue Bonds	8620										
67	Other Revenues Pledged to Pay Principal on Revenue Bonds	8630										
68	Fund Balance Transfers Pledged to Pay Principal on Revenue Bonds	8640										
69	Taxes Pledged to Pay Interest on Revenue Bonds	8710										
70	Grants/Reimbursements Pledged to Pay Interest on Revenue Bonds	8720										
71	Other Revenues Pledged to Pay Interest on Revenue Bonds	8730										
72	Fund Balance Transfers Pledged to Pay Interest on Revenue Bonds	8740										
73	Taxes Transferred to Pay for Capital Projects	8810										
74	Grants/Reimbursements Pledged to Pay for Capital Projects	8820										
75	Other Revenues Pledged to Pay for Capital Projects	8830										
76	Fund Balance Transfers Pledged to Pay for Capital Projects	8840										
77	Transfer to Debt Service Fund to Pay Principal on ISBE Loans	8910										
78	Other Uses Not Classified Elsewhere	8990										
79	Total Other Uses of Funds ⁹		0	0	0	0	0	0	0	0	0	0
80	Total Other Sources/Uses of Fund		0	0	0	0	0	0	0	0	0	0
81	ESTIMATED ENDING FUND BALANCE June 30, 2014		10,308,353	4,206,362	4,245,284	1,282,099	475,516	0	5,151,303	262,001	0	0

SUMMARY OF EXPENDITURES (by Major Object)												
	A	B	C	D	E	F	G	H	I	J	K	L
84	Description	Acct #	(10)	(20)	(30)	(40)	(50)	(60)	(70)	(80)	(90)	Total By Object
85			Educational	Operations & Maintenance	Debt Service	Transportation	Municipal Retirement/ Social Security	Capital Projects	Working Cash	Tort	Fire Prevention & Safety	
86	Object Name											
87	Salaries	100	11,180,927	966,346		0		0		125,000	0	12,272,273
88	Employee Benefits	200	2,859,475	168,839		0	599,233	0		0	0	3,627,547
89	Purchased Services	300	1,001,168	202,300	0	867,281		0		220,259	0	2,291,008
90	Supplies & Materials	400	1,103,513	489,000		85,000		0		0	0	1,677,513
91	Capital Outlay	500	83,633	147,000		0		0		0	0	230,633
92	Other Objects	600	1,605,620	0	4,101,453	250	0	0		0	0	5,707,323
93	Non-Capitalized Equipment	700	79,784	35,000		0		0		0	0	114,784
94	Termination Benefits	800	50,000	0		0						50,000
95	Total Expenditures		17,964,120	2,008,485	4,101,453	952,531	599,233	0		345,259	0	25,971,081

SUMMARY OF CASH TRANSACTIONS

1	A	B	C	D	E	F	G	H	I	J	K
2	Description	Acct #	(10) Educational	(20) Operations & Maintenance	(30) Debt Service	(40) Transportation	(50) Municipal Retirement/ Social Security	(60) Capital Projects	(70) Working Cash	(80) Tort	(90) Fire Prevention & Safety
3	BEGINNING CASH BALANCE ON HAND July 1, 2013 ⁷		9,854,408	4,413,611	4,049,550	1,171,613	457,698	0	5,140,781	604,124	0
4	Total Direct Receipts & Other Sources ⁸		18,418,065	1,801,236	4,297,187	1,063,014	617,051	0	10,522	3,136	0
5	OTHER RECEIPTS										
6	Interfund Loans Payable (Loans from Other Funds)	411									
7	Interfund Loans Receivable (Repayment of Loans)	141									
8	Notes and Warrants Payable	433									
9	Other Current Assets	199									
10	Total Other Receipts		0	0	0	0	0	0	0	0	0
11	Total Direct Receipts, Other Sources, & Other Receipts		18,418,065	1,801,236	4,297,187	1,063,014	617,051	0	10,522	3,136	0
12	Total Amount Available		28,272,473	6,214,847	8,346,737	2,234,627	1,074,749	0	5,151,303	607,260	0
13	Total Direct Disbursements & Other Uses ⁹		17,964,120	2,008,485	4,101,453	952,531	599,233	0	0	345,259	0
14	OTHER DISBURSEMENTS										
15	Interfund Loans Receivable (Loans to Other Funds) ¹⁰	141									
16	Interfund Loans Payable (Repayment of Loans)	411									
17	Notes and Warrants Payable	433									
18	Other Current Liabilities	499									
19	Total Other Disbursements		0	0	0	0	0	0	0	0	0
20	Total Direct Disbursements, Other Uses, & Other Disbursements		17,964,120	2,008,485	4,101,453	952,531	599,233	0	0	345,259	0
21	ENDING CASH BALANCE ON HAND June 30, 2014 ¹		10,308,353	4,206,362	4,245,284	1,282,096	475,516	0	5,151,303	262,001	0

ESTIMATED RECEIPTS/REVENUES

	A	B	C	D	E	F	G	H	I	J	K
1			(10)	(20)	(30)	(40)	(50)	(60)	(70)	(80)	(90)
2	Description	Acct #	Educational	Operations & Maintenance	Debt Service	Transportation	Municipal Retirement/ Social Security	Capital Projects	Working Cash	Tort	Fire Prevention & Safety
3	RECEIPTS/REVENUES FROM LOCAL SOURCES										
4	AD VALOREM TAXES LEVIED BY LOCAL EDUCATION AGENCY										
5	Designated Purposes Levies ¹¹	-	14,056,490	1,666,298	4,290,022	591,684	332,747		1,522	1,536	
6	Leasing Purposes Levy ¹²	1130									
7	Special Education Purposes Levy	1140	98,948								
8	FICA and Medicare Only Levies	1150					283,524				
9	Area Vocational Construction Purposes Levy	1160									
10	Summer School Purposes Levy	1170									
11	Other Tax Levies (Describe & Itemize)	1190									
12	Total Ad Valorem Taxes Levied by District		14,155,438	1,666,298	4,290,022	591,684	616,271	0	1,522	1,536	0
13	PAYMENTS IN LIEU OF TAXES										
14	Mobile Home Privilege Tax	1210									
15	Payments from Local Housing Authority	1220									
16	Corporate Personal Property Replacement Taxes ¹³	1230	404,773								
17	Other Payments in Lieu of Taxes (Describe & Itemize)	1290									
18	Total Payments in Lieu of Taxes		404,773	0	0	0	0	0	0	0	0
19	TUITION										
20	Regular Tuition from Pupils or Parents (In State)	1311									
21	Regular Tuition from Other Districts (In State)	1312									
22	Regular Tuition from Other Sources (In State)	1313									
23	Regular Tuition from Other Sources (Out of State)	1314									
24	Summer School Tuition from Pupils or Parents (In State)	1321									
25	Summer School Tuition from Other Districts (In State)	1322									
26	Summer School Tuition from Other Sources (In State)	1323									
27	Summer School Tuition from Other Sources (Out of State)	1324									
28	CTE Tuition from Pupils or Parents (In State)	1331									
29	CTE Tuition from Other Districts (In State)	1332									
30	CTE Tuition from Other Sources (In State)	1333									
31	CTE Tuition from Other Sources (Out of State)	1334									
32	Special Education Tuition from Pupils or Parents (In State)	1341									
33	Special Education Tuition from Other Districts (In State)	1342									
34	Special Education Tuition from Other Sources (In State)	1343									
35	Special Education Tuition from Other Sources (Out of State)	1344									
36	Adult Tuition from Pupils or Parents (In State)	1351									
37	Adult Tuition from Other Districts (In State)	1352									
38	Adult Tuition from Other Sources (In State)	1353									
39	Adult Tuition from Other Sources (Out of State)	1354									
40	Total Tuition		0								
41	TRANSPORTATION FEES										
42	Regular Transportation Fees from Pupils or Parents (In State)	1411									
43	Regular Transportation Fees from Other Districts (In State)	1412									
44	Regular Transportation Fees from Other Sources (In State)	1413									
45	Regular Transportation Fees from Co-curricular Activities (In State)	1415									
46	Regular Transportation Fees from Other Sources (Out of State)	1416									
47	Summer School Transportation Fees from Pupils or Parents (In State)	1421									
48	Summer School Transportation Fees from Other Districts (In State)	1422									
49	Summer School Transportation Fees from Other Sources (In State)	1423									
50	Summer School Transportation Fees from Other Sources (Out of State)	1424									
51	CTE Transportation Fees from Pupils or Parents (In State)	1431									
52	CTE Transportation Fees from Other Districts (In State)	1432									
53	CTE Transportation Fees from Other Sources (In State)	1433									
54	CTE Transportation Fees from Other Sources (Out of State)	1434									
55	Special Education Transportation Fees from Pupils or Parents (In State)	1441									
56	Special Education Transportation Fees from Other Districts (In State)	1442									
57	Special Education Transportation Fees from Other Sources (In State)	1443									
58	Special Education Transportation Fees from Other Sources (Out of State)	1444									
59	Adult Transportation Fees from Pupils or Parents (In State)	1451									

1	A	B	C	D	E	F	G	H	I	J	K
2	Description	Acct #	(10) Educational	(20) Operations & Maintenance	(30) Debt Service	(40) Transportation	(50) Municipal Retirement/ Social Security	(60) Capital Projects	(70) Working Cash	(80) Tort	(90) Fire Prevention & Safety
60	Adult Transportation Fees from Other Districts (In State)	1452									
61	Adult Transportation Fees from Other Sources (In State)	1453									
62	Adult Transportation Fees from Other Sources (Out of State)	1454									
63	Total Transportation Fees					0					
64	EARNINGS ON INVESTMENTS										
65	Interest on Investments	1510	12,400	7,165	7,165	1,330	780		9,000	1,600	
66	Gain or Loss on Sale of Investments	1520									
67	Total Earnings on Investments		12,400	7,165	7,165	1,330	780	0	9,000	1,600	0
68	FOOD SERVICE										
69	Sales to Pupils - Lunch	1611									
70	Sales to Pupils - Breakfast	1612									
71	Sales to Pupils - A la Carte	1613	230,000								
72	Sales to Pupils - Other (Describe & Itemize)	1614	230,000								
73	Sales to Adults	1620									
74	Other Food Service (Describe & Itemize)	1690	8,500								
75	Total Food Service		468,500								
76	DISTRICT/SCHOOL ACTIVITY INCOME										
77	Admissions - Athletic	1711	22,500								
78	Admissions - Other	1719									
79	Fees	1720	760,050	35,000							
80	Book Store Sales	1730									
81	Other District/School Activity Revenue (Describe & Itemize)	1790									
82	Total District/School Activity Income		782,550	35,000							
83	TEXTBOOK INCOME										
84	Rentals - Regular Textbooks	1811									
85	Rentals - Summer School Textbooks	1812									
86	Rentals - Adult/Continuing Education Textbooks	1813									
87	Rentals - Other (Describe)	1819									
88	Sales - Regular Textbooks	1821									
89	Sales - Summer School Textbooks	1822									
90	Sales - Adult/Continuing Education Textbooks	1823									
91	Sales - Other (Describe & Itemize)	1829									
92	Other (Describe & Itemize)	1890									
93	Total Textbooks		0								
94	OTHER REVENUE FROM LOCAL SOURCES										
95	Rentals	1910		70,000							
96	Contributions and Donations from Private Sources	1920	37,396								
97	Impact Fees from Municipal or County Governments	1930		6,000							
98	Services Provided Other Districts	1940									
99	Refund of Prior Years' Expenditures	1950									
100	Payments of Surplus Moneys from TIF Districts	1960									
101	Drivers' Education Fees	1970									
102	Proceeds from Vendors' Contracts	1980	13,000	0	0	0	0	0	0	0	0
103	School Facility Occupation Tax Proceeds	1983									
104	Payment from Other Districts	1991	25,000								
105	Sale of Vocational Projects	1992									
106	Other Local Fees	1993									
107	Other Local Revenues (Describe & Itemize)	1999		1,500							
108	Total Other Revenue from Local Sources		75,396	77,500	0	0	0	0	0	0	0
109	Total Receipts/Revenues from Local Sources	1000	15,899,057	1,785,963	4,297,187	593,014	617,051	0	10,522	3,136	0

ESTIMATED RECEIPTS/REVENUES

1	A	B	C	D	E	F	G	H	I	J	K
2	Description	Acct #	(10) Educational	(20) Operations & Maintenance	(30) Debt Service	(40) Transportation	(50) Municipal Retirement/ Social Security	(60) Capital Projects	(70) Working Cash	(80) Tort	(90) Fire Prevention & Safety
	FLOW-THROUGH RECEIPTS/REVENUES FROM ONE DISTRICT TO ANOTHER DISTRICT										
110	FLOW-THROUGH RECEIPTS/REVENUES FROM ONE DISTRICT TO ANOTHER DISTRICT										
111	Flow-Through Revenue from State Sources	2100									
112	Flow-Through Revenue from Federal Sources	2200									
113	Other Flow-Through Revenue (Describe & Itemize)	2300									
114	Total Flow-Through Receipts/Revenues From One District to Another District	2000	0	0		0	0				
115	RECEIPTS/REVENUES FROM STATE SOURCES										
116	UNRESTRICTED GRANTS-IN-AID										
117	General State Aid (Section 18-8.05)	3001	558,261								
118	General State Aid Hold Harmless/Supplemental	3002									
119	Reorganization Incentives (Accounts 3005-3021)	3005									
120	Other Unrestricted Grants-In-Aid From State Sources (Describe & Itemize)	3099		15,273							
121	Total Unrestricted Grants-In-Aid		558,261	15,273	0	0	0	0		0	0
122	RESTRICTED GRANTS-IN-AID										
123	SPECIAL EDUCATION										
124	Special Education - Private Facility Tuition	3100	166,000								
125	Special Education - Extraordinary	3105	184,790								
126	Special Education - Personnel	3110	129,764								
127	Special Education - Orphanage - Individual	3120	6,000								
128	Special Education - Orphanage - Summer	3130									
129	Special Education - Summer School	3145	1,000								
130	Special Education - Other (Describe & Itemize)	3199									
131	Total Special Education		487,554	0		0					
132	CAREER AND TECHNICAL EDUCATION (CTE)										
133	CTE - Technical Education - Tech Prep	3200									
134	CTE - Secondary Program Improvement (CTEI)	3220									
135	CTE - WECEP	3225	27,134								
136	CTE - Agriculture Education	3235									
137	CTE - Instructor Practicum	3240									
138	CTE - Student Organizations	3270									
139	CTE - Other (Describe & Itemize)	3299									
140	Total Career and Technical Education		27,134	0			0				
141	BILINGUAL EDUCATION										
142	Bilingual Education - Downstate - TPI and TBE	3305									
143	Bilingual Education - Downstate - Transitional Bilingual Education	3310									
144	Total Bilingual Education		0				0				
145	State Free Lunch & Breakfast	3360	750								
146	School Breakfast Initiative	3365									
147	Driver Education	3370	45,000								
148	Adult Education (from ICCB)	3410									
149	Adult Education - Other (Describe & Itemize)	3499									
150	TRANSPORTATION										
151	Transportation - Regular/Vocational	3500				20,000					
152	Transportation - Special Education	3510				450,000					
153	Transportation - Other (Describe & Itemize)	3599									
154	Total Transportation		0	0		470,000	0				
155	Learning Improvement - Change Grants	3610									
156	Scientific Literacy	3660									
157	Truant Alternative/Optional Education	3695									
158	Early Childhood - Block Grant	3705									
159	Reading Improvement Block Grant	3715									
160	Reading Improvement Block Grant - Reading Recovery	3720									
161	Continued Reading Improvement Block Grant	3725									
162	Continued Reading Improvement Block Grant (2% Set Aside)	3726									

1	A	B	C	D	E	F	G	H	I	J	K	
2	Description	Acct #	(10) Educational	(20) Operations & Maintenance	(30) Debt Service	(40) Transportation	(50) Municipal Retirement/ Social Security	(60) Capital Projects	(70) Working Cash	(80) Tort	(90) Fire Prevention & Safety	
163	Chicago General Education Block Grant	3766										
164	Chicago Educational Services Block Grant	3767										
165	School Safety & Educational Improvement Block Grant	3775										
166	Technology - Learning Technology Centers	3780										
167	State Charter Schools	3815										
168	Extended Learning Opportunities - Summer Bridges	3825										
169	Infrastructure Improvements - Planning/Construction	3920										
170	School Infrastructure - Maintenance Projects	3925										
171	Other Restricted Revenue from State Sources (Describe & Itemize)	3999										
172	Total Restricted Grants-In-Aid		560,438	0	0	470,000	0	0	0	0	0	
173	Total Receipts/Revenues from State Sources	3000	1,118,699	15,273	0	470,000	0	0	0	0	0	
174	RECEIPTS/REVENUES FROM FEDERAL SOURCES											
175	UNRESTRICTED GRANTS-IN-AID RECEIVED DIRECTLY FROM FEDERAL GOVT.											
176	Federal Impact Aid	4001	869,439									
177	Other Unrestricted Grants-In-Aid Received Directly from the Federal Govt. (Describe & Itemize)	4009										
178	Total Unrestricted Grants-In-Aid Received Directly from Fed Govt		869,439	0	0	0	0	0	0	0	0	
179	RESTRICTED GRANTS-IN-AID RECEIVED DIRECTLY FROM FEDERAL GOVT											
180	Head Start	4045										
181	Construction (Impact Aid)	4050										
182	MAGNET	4060										
183	Other Restricted Grants-In-Aid Received Directly from Federal Govt. (Describe & Itemize)	4090										
184	Total Restricted Grants-In-Aid Received Directly from Federal Govt.		0	0		0	0	0			0	
185	RESTRICTED GRANTS-IN-AID RECEIVED FROM FEDERAL GOVT. THRU THE STATE											
186	TITLE V											
187	Title V - Innovation and Flexibility Formula	4100										
188	Title V - SEA Projects	4105										
189	Title V - Rural and Low Income Schools (REI)	4107										
190	Title V - Other (Describe & Itemize)	4199										
191	Total Title V		0	0		0	0					
192	FOOD SERVICE											
193	Breakfast Start-Up	4200										
194	National School Lunch Program	4210	34,000									
195	Special Milk Program	4215										
196	School Breakfast Program	4220										
197	Summer Food Service Admin/Program	4225										
198	Child Care Commodity/SFS 13-Adult Day Care	4226										
199	Fresh Fruit and Vegetables	4240										
200	Food Service - Other (Describe & Itemize)	4299										
201	Total Food Service		34,000				0					
202	TITLE I											
203	Title I - Low Income	4300	94,982									
204	Title I - Low Income - Neglected, Private	4305										
205	Title I - Comprehensive School Reform	4332										
206	Title I - Reading First	4334										
207	Title I - Even Start	4335										
208	Title I - Reading First SEA Funds	4337										
209	Title I - Migrant Education	4340										
210	Title I - Other (Describe & Itemize)	4399										
211	Total Title I		94,982	0		0	0					

ESTIMATED RECEIPTS/REVENUES

1	A	B	C	D	E	F	G	H	I	J	K
2	Description	Acct #	(10) Educational	(20) Operations & Maintenance	(30) Debt Service	(40) Transportation	(50) Municipal Retirement/ Social Security	(60) Capital Projects	(70) Working Cash	(80) Tort	(90) Fire Prevention & Safety
212	TITLE IV										
213	Title IV - Safe & Drug Free Schools - Formula	4400									
214	Title IV - 21st Century	4421									
215	Title IV - Other (Describe & Itemize)	4499									
216	Total Title IV		0	0		0	0				
217	FEDERAL - SPECIAL EDUCATION										
218	Federal Special Education - Preschool Flow-Through	4600									
219	Federal Special Education - Preschool Discretionary	4605									
220	Federal Special Education - IDEA Flow Through/Low Incidence	4620	333,341								
221	Federal Special Education - IDEA Room & Board	4625	29,000								
222	Federal Special Education - IDEA Discretionary	4630									
223	Federal Special Education - IDEA - Other (Describe & Itemize)	4699									
224	Total Federal Special Education		362,341	0		0	0				
225	CTE - PERKINS										
226	CTE - Perkins-Title III Tech Prep	4770									
227	CTE - Other (Describe & Itemize)	4799									
228	Total CTE - Perkins		0	0			0				
229	Federal - Adult Education	4810									
230	ARRA - General State Aid - Education Stabilization	4850									
231	ARRA - Title I - Low Income	4851									
232	ARRA - Title I - Neglected, Private	4852									
233	ARRA - Title I - Delinquent, Private	4853									
234	ARRA - Title I - School Improvement (Part A)	4854									
235	ARRA - Title I - School Improvement (Section 1003g)	4855									
236	ARRA - IDEA - Part B - Preschool	4856									
237	ARRA - IDEA - Part B - Flow-Through	4857									
238	ARRA - Title IID - Technology - Formula	4860									
239	ARRA - Title IID - Technology - Competitive	4861									
240	ARRA - McKinney - Vento Homeless Education	4862									
241	ARRA - Child Nutrition Equipment Assistance	4863									
242	Impact Aid Formula Grants	4864									
243	Impact Aid Competitive Grants	4865									
244	Qualified Zone Academy Bond Tax Credits	4866									
245	Qualified School Construction Bond Credits	4867									
246	Build America Bond Tax Credits	4868									
247	Build America Bond Interest Reimbursement	4869									
248	ARRA - General State Aid - Other Government Services Stabilization	4870									
249	Other ARRA Funds - II	4871									
250	Other ARRA Funds - III	4872									
251	Other ARRA Funds - IV	4873									
252	Other ARRA Funds - V	4874									
253	ARRA - Early Childhood	4875									
254	Other ARRA Funds - VII	4876									
255	Other ARRA Funds - VIII	4877									
256	Other ARRA Funds - IX	4878									
257	Other ARRA Funds - X	4879									
258	Other ARRA Funds - XI	4880									
259	Total Stimulus Programs		0	0	0	0	0	0		0	0
260	Race to the Top Program	4901									
261	Advanced Placement Fee/International Baccalaureate	4904									
262	Emergency Immigrant Assistance	4905									
263	Title III - English Language Acquisition	4909									
264	Learn & Serve America	4910									
265	McKinney Education for Homeless Children	4920									
266	Title II - Eisenhower - Professional Development Formula	4930									
267	Title II - Teacher Quality	4932	19,547								
268	Federal Charter Schools	4960									
269	Medicaid Matching Funds - Administrative Outreach	4991	17,000								
270	Medicaid Matching Funds - Fee-For-Service Program	4992	500								

ESTIMATED RECEIPTS/REVENUES

1	A	B	C	D	E	F	G	H	I	J	K
2	Description	Acct #	(10) Educational	(20) Operations & Maintenance	(30) Debt Service	(40) Transportation	(50) Municipal Retirement/ Social Security	(60) Capital Projects	(70) Working Cash	(80) Tort	(90) Fire Prevention & Safety
271	Other Restricted Grants Received from Federal Government through State (Describe & Itemize)	4998	2,500								
272	Total Restricted Grants-In-Aid Received from Federal Govt. Thru the State		530,870	0	0	0	0	0		0	0
273	TOTAL RECEIPTS/REVENUES FROM FEDERAL SOURCES	4000	1,400,309	0	0	0	0	0	0	0	0
274	TOTAL DIRECT RECEIPTS/REVENUES		18,418,065	1,801,236	4,297,187	1,063,014	617,051	0	10,522	3,136	0

1	A	B	C	D	E	F	G	H	I	J	K
2	Description	Funct #	(100) Salaries	(200) Employee Benefits	(300) Purchased Services	(400) Supplies & Materials	(500) Capital Outlay	(600) Other Objects	(700) Non-Capitalized Equipment	(800) Termination Benefits	(900) Total
3	10 - EDUCATIONAL FUND (ED)										
4	INSTRUCTION (ED)										
5	Regular Programs	1100	6,077,664	1,674,709	275,120	474,163	15,000	16,499	13,000	0	8,546,155
6	Pre-K Programs	1125									0
7	Special Education Programs (Functions 1200 - 1220)	1200	914,665	274,298	92,324	62,062	17,500	300	36,297		1,397,446
8	Special Education Programs Pre-K	1225									0
9	Remedial and Supplemental Programs K-12	1250									0
10	Remedial and Supplemental Programs Pre-K	1275									0
11	Adult/Continuing Education Programs	1300									0
12	CTE Programs	1400	586,707	176,878	1,419	44,696	1,700		10,574		821,974
13	Interscholastic Programs	1500	867,292	122,326	150,470	83,475		80,500	8,900		1,312,963
14	Summer School Programs	1600									0
15	Gifted Programs	1650									0
16	Driver's Education Programs	1700	186,591	47,430	8,900	7,000		2,700			252,621
17	Bilingual Programs	1800									0
18	Truant Alternative & Optional Programs	1900	0	0	0	0	0	0	0	0	0
19	Pre-K Programs - Private Tuition	1910									0
20	Regular K-12 Programs Private Tuition	1911									0
21	Special Education Programs K-12 Private Tuition	1912						550,426			550,426
22	Special Education Programs Pre-K Tuition	1913									0
23	Remedial/Supplemental Programs K-12 Private Tuition	1914									0
24	Remedial/Supplemental Programs Pre-K Private Tuition	1915									0
25	Adult/Continuing Education Programs Private Tuition	1916									0
26	CTE Programs Private Tuition	1917									0
27	Interscholastic Programs Private Tuition	1918									0
28	Summer School Programs Private Tuition	1919									0
29	Gifted Programs Private Tuition	1920									0
30	Bilingual Programs Private Tuition	1921									0
31	Truants Alternative/Opt Ed Programs Private Tuition	1922						5,000			5,000
32	Total Instruction¹⁴	1000	8,632,919	2,295,641	528,233	671,396	34,200	655,425	68,771	0	12,886,585
33	SUPPORT SERVICES (ED)										
34	Support Services - Pupil										
35	Attendance & Social Work Services	2110	373,767	90,369	1,650	300					466,086
36	Guidance Services	2120	467,819	110,139	1,000	1,000		500			580,458
37	Health Services	2130	63,139	16,031	300	2,900	19,000	150	3,000		104,520
38	Psychological Services	2140	81,388	9,202	6,000	1,000					97,590
39	Speech Pathology & Audiology Services	2150	63,791	23,973	250	2,000					90,014
40	Other Support Services - Pupils (Describe & Itemize)	2190									0
41	Total Support Services - Pupil	2100	1,049,904	249,714	9,200	7,200	19,000	650	3,000	0	1,338,668
42	Support Services - Instructional Staff										
43	Improvement of Instruction Services	2210	34,170	4,867	84,891	3,789		3,200			130,917
44	Educational Media Services	2220	82,286	32,686	10,500	49,070		240	3,013		177,795
45	Assessment & Testing	2230			9,719						9,719
46	Total Support Services - Instructional Staff	2200	116,456	37,553	105,110	52,859	0	3,440	3,013	0	318,431
47	Support Services - General Administration										
48	Board of Education Services	2310	47,469		137,700	9,000		15,000		50,000	259,169
49	Executive Administration Services	2320	248,812	64,159	6,000	4,550		5,000			328,521
50	Special Area Administration Services	2330									0
51	Tort Immunity Services	2360 - 2370									0
52	Total Support Services - General Administration	2300	296,281	64,159	143,700	13,550	0	20,000	0	50,000	587,690
53	Support Services - School Administration										
54	Office of the Principal Services	2410	511,278	129,355	75,300	29,900	12,433	55,750			814,016
55	Other Support Services - School Administration (Describe & Itemize)	2490									0
56	Total Support Services - School Administration	2400	511,278	129,355	75,300	29,900	12,433	55,750	0	0	814,016

1	A	B	C	D	E	F	G	H	I	J	K
2	Description	Funct #	(100) Salaries	(200) Employee Benefits	(300) Purchased Services	(400) Supplies & Materials	(500) Capital Outlay	(600) Other Objects	(700) Non-Capitalized Equipment	(800) Termination Benefits	(900) Total
57	Support Services - Business										
58	Direction of Business Support Services	2510									0
59	Fiscal Services	2520	317,975	56,485	72,000	7,900	3,000	2,000			459,360
60	Operation & Maintenance of Plant Services	2540									0
61	Pupil Transportation Services	2550									0
62	Food Services	2560	206,774	17,712	17,700	285,000	10,000	2,500	5,000		544,686
63	Internal Services	2570									0
64	Total Support Services - Business	2500	524,749	74,197	89,700	292,900	13,000	4,500	5,000	0	1,004,046
65	Support Services - Central										
66	Direction of Central Support Services	2610									0
67	Planning, Research, Development & Evaluation Services	2620									0
68	Information Services	2630									0
69	Staff Services	2640									0
70	Data Processing Services	2660	49,340	8,856	35,500	35,500	5,000				134,196
71	Total Support Services - Central	2600	49,340	8,856	35,500	35,500	5,000	0	0	0	134,196
72	Other Support Services (Describe & Itemize)	2900			2,804						2,804
73	Total Support Services	2000	2,548,008	563,834	461,314	431,909	49,433	84,340	11,013	50,000	4,199,851
74	COMMUNITY SERVICES (ED)	3000			11,621	208					11,829
75	PAYMENTS TO OTHER DISTRICTS & GOVT UNITS (ED)										
76	Payments to Other Govt Units (In-State)										
77	Payments for Regular Programs	4110									0
78	Payments for Special Education Programs	4120									0
79	Payments for Adult/Continuing Education Programs	4130									0
80	Payments for CTE Programs	4140									0
81	Payments for Community College Programs	4170									0
82	Other Payments to In-State Govt Units (Describe & Itemize)	4190									0
83	Total Payments to Districts and Other Govt Units (In-State)	4100			0			0			0
84	Payments for Regular Programs - Tuition	4210									0
85	Payments for Special Education Programs - Tuition	4220									0
86	Payments for Adult/Continuing Education Programs - Tuition	4230									0
87	Payments for CTE Programs - Tuition	4240									0
88	Payments for Community College Programs - Tuition	4270									0
89	Payments for Other Programs - Tuition	4280									0
90	Other Payments to In-State Govt Units (Describe & Itemize)	4290									0
91	Total Payments to Other Dist & Govt Units - Tuition (In State)	4200						0			0
92	Payments for Regular Programs - Transfers	4310						420			420
93	Payments for Special Education Programs - Transfers	4320						765,435			765,435
94	Payments for Adult/Continuing Ed Programs - Transfers	4330									0
95	Payments for CTE Programs - Transfers	4340						100,000			100,000
96	Payments for Community College Program - Transfers	4370									0
97	Payments for Other Programs - Transfers	4380									0
98	Other Payments to In-State Govt Units - Transfers (Describe & Itemize)	4390									0
99	Total Payments to Other District & Govt Units - Transfers (In State)	4300			0			865,855			865,855
100	Payments to Other District & Govt Units (Out of State)	4400									0
101	Total Payments to Other District & Govt Units	4000			0			865,855			865,855
102	DEBT SERVICE (ED)										
103	Debt Service - Interest on Short-Term Debt										
104	Tax Anticipation Warrants	5110									0
105	Tax Anticipation Notes	5120									0
106	Corporate Personal Property Repl Tax Anticipated Notes	5130									0
107	State Aid Anticipation Certificates	5140									0
108	Other Interest on Short-Term Debt (Describe & Itemize)	5150									0
109	Total Debt Service - Interest on Short-Term Debt	5100						0			0

1	A	B	C	D	E	F	G	H	I	J	K
2	Description	Funct #	(100) Salaries	(200) Employee Benefits	(300) Purchased Services	(400) Supplies & Materials	(500) Capital Outlay	(600) Other Objects	(700) Non-Capitalized Equipment	(800) Termination Benefits	(900) Total
110	Debt Service - Interest on Long-Term Debt	5200									0
111	Total Debt Service	5000						0			0
112	PROVISION FOR CONTINGENCIES (ED)	6000									0
113	Total Direct Disbursements/Expenditures		11,180,927	2,859,475	1,001,168	1,103,513	83,633	1,605,620	79,784	50,000	17,964,120
114	Excess (Deficiency) of Receipts/Revenues Over Disbursements/Expenditures										453,945
115											
116	20 - OPERATIONS AND MAINTENANCE FUND (O&M)										
117	SUPPORT SERVICES (O&M)										
118	Support Services - Pupil										0
119	Other Support Services - Pupils (Describe & Itemize)	2190									0
120	Support Services - Business										
121	Direction of Business Support Services	2510									0
122	Facilities Acquisition & Construction Services	2530									0
123	Operation & Maintenance of Plant Services	2540	966,346	168,839	202,300	489,000	147,000		35,000		2,008,485
124	Pupil Transportation Services	2550									0
125	Food Services	2560									0
126	Total Support Services - Business	2500	966,346	168,839	202,300	489,000	147,000	0	35,000	0	2,008,485
127	Other Support Services (Describe & Itemize)	2900									0
128	Total Support Services	2000	966,346	168,839	202,300	489,000	147,000	0	35,000	0	2,008,485
129	COMMUNITY SERVICES (O&M)										
130	PAYMENTS TO OTHER DISTRICTS & GOVT UNITS (O&M)										
131	Payments to Other Govt Units (In-State)										
132	Payments for Special Education Programs	4120									0
133	Payments for CTE Program	4140									0
134	Other Payments to In-State Govt Units (Describe & Itemize)	4190									0
135	Total Payments to Other Govt Units (In-State)	4100				0		0			0
136	Payments to Other Govt Units (Out of State) ¹⁴	4400									0
137	Total Payments to Other District and Govt Unit	4000				0		0			0
138	DEBT SERVICE (O&M)										
139	Debt Service - Interest on Short-Term Debt										
140	Tax Anticipation Warrants	5110									0
141	Tax Anticipation Notes	5120									0
142	Corporate Personal Prop Repl Tax Anticipated Notes	5130									0
143	State Aid Anticipation Certificates	5140									0
144	Other Interest on Short-Term Debt (Describe & Itemize)	5150									0
145	Total Debt Service - Interest on Short-Term Debt	5100						0			0
146	Debt Service - Interest on Long-Term Debt										
147	Total Debt Service	5000						0			0
148	PROVISION FOR CONTINGENCIES (O&M)										
149	Total Direct Disbursements/Expenditures		966,346	168,839	202,300	489,000	147,000	0	35,000	0	2,008,485
150	Excess (Deficiency) of Receipts/Revenues Over Disbursements/Expenditures										(207,249)
151											
152	30 - DEBT SERVICE FUND (DS)										
153	PAYMENTS TO OTHER DISTRICTS & GOVT UNITS (DS)										
154	DEBT SERVICE (DS)										
155	Debt Service - Interest on Short-Term Debt										
156	Tax Anticipation Warrants	5110									0
157	Tax Anticipation Notes	5120									0
158	Corporate Personal Prop Repl Tax Anticipation Notes	5130									0
159	State Aid Anticipation Certificates	5140									0
160	Other Interest on Short-Term Debt (Describe & Itemize)	5150									0
161	Total Debt Service - Interest On Short-Term Debt	5100						0			0

1	A	B	C	D	E	F	G	H	I	J	K
2	Description	Func #	(100) Salaries	(200) Employee Benefits	(300) Purchased Services	(400) Supplies & Materials	(500) Capital Outlay	(600) Other Objects	(700) Non-Capitalized Equipment	(800) Termination Benefits	(900) Total
162	Debt Service - Interest on Long-Term Debt	5200						3,351,819			3,351,819
163	Debt Service - Payments of Principal on Long-Term Debt ¹⁵ (Lease/Purchase Principal Retired)	5300						749,634			749,634
164	Debt Service Other (Describe & Itemize)	5400									0
165	Total Debt Service	5000			0			4,101,453			4,101,453
166	PROVISION FOR CONTINGENCIES (DS)	6000									0
167	Total Direct Disbursements/Expenditures				0			4,101,453			4,101,453
168	Excess (Deficiency) of Receipts/Revenues Over Disbursements/Expenditures										195,734
170	40 - TRANSPORTATION FUND (TR)										
171	SUPPORT SERVICES (TR)										
172	Support Services - Pupils										
173	Other Support Services - Pupils (Describe & Itemize)	2190									0
174	Support Services - Business										
175	Pupil Transportation Services	2550			867,281	85,000		250			952,531
176	Other Support Services (Describe & Itemize)	2900									0
177	Total Support Services	2000	0	0	867,281	85,000	0	250	0	0	952,531
178	COMMUNITY SERVICES (TR)	3000									0
179	PAYMENTS TO OTHER DISTRICTS & GOVT UNITS (TR)										
180	Payments to Other Govt Units (In-State)										
181	Payments for Regular Program	4110									0
182	Payments for Special Education Programs	4120									0
183	Payments for Adult/Continuing Education Programs	4130									0
184	Payments for CTE Programs	4140									0
185	Payments for Community College Programs	4170									0
186	Other Payments to In-State Govt Units (Describe & Itemize)	4190									0
187	Total Payments to Other Govt Units (In-State)	4100			0			0			0
188	Payments to Other Govt Units (Out-of-State) (Describe & Itemize)	4400									0
189	Total Payments to Other Districts & Govt Units	4000			0			0			0
190	DEBT SERVICE (TR)										
191	Debt Service - Interest on Short-Term Debt										
192	Tax Anticipation Warrants	5110									0
193	Tax Anticipation Notes	5120									0
194	Corporate Personal Prop Repl Tax Anticipation Notes	5130									0
195	State Aid Anticipation Certificates	5140									0
196	Other Interest on Short-Term Debt (Describe and Itemize)	5150									0
197	Total Debt Service - Interest On Short-Term Debt	5100						0			0
198	Debt Service - Interest on Long-Term Debt	5200									0
199	Debt Service - Payments of Principal on Long-Term Debt ¹⁵ (Lease/Purchase Principal Retired)	5300									0
200	Debt Service - Other (Describe and Itemize)	5400									0
201	Total Debt Service	5000						0			0
202	PROVISION FOR CONTINGENCIES (TR)	6000									0
203	Total Direct Disbursements/Expenditures		0	0	867,281	85,000	0	250	0	0	952,531
204	Excess (Deficiency) of Receipts/Revenues Over Disbursements/Expenditures										110,483
205											
206	50 - MUNICIPAL RETIREMENT/SOC SEC FUND (MR/SS)										
207	INSTRUCTION (MR/SS)										
208	Regular Program	1100									0
209	Pre-K Programs	1125		148,133							148,133
210	Special Education Programs (Functions 1200-1220)	1200		37,694							37,694
211	Special Education Programs Pre-K	1225									0
212	Remedial and Supplemental Programs K-12	1250									0
213	Remedial and Supplemental Programs Pre-K	1275									0
214	Adult/Continuing Education Programs	1300									0
215	CTE Programs	1400		9,126							9,126
216	Interscholastic Programs	1500		21,354							21,354

ESTIMATED DISBURSEMENTS/EXPENDITURES

1	A	B	C	D	E	F	G	H	I	J	K
2	Description	Func #	(100) Salaries	(200) Employee Benefits	(300) Purchased Services	(400) Supplies & Materials	(500) Capital Outlay	(600) Other Objects	(700) Non-Capitalized Equipment	(800) Termination Benefits	(900) Total
217	Summer School Programs	1600									0
218	Gifted Programs	1650									0
219	Driver's Education Programs	1700		2,986							2,986
220	Bilingual Programs	1800									0
221	Truant Alternative & Optional Programs	1900									0
222	Total Instruction	1000		219,293							219,293
223	SUPPORT SERVICES (MR/SS)										
224	Support Services - Pupil										
225	Attendance & Social Work Services	2110		13,348							13,348
226	Guidance Services	2120		16,176							16,176
227	Health Services	2130		1,011							1,011
228	Psychological Services	2140		1,303							1,303
229	Speech Pathology & Audiology Services	2150		1,021							1,021
230	Other Support Services - Pupils (Describe & Itemize)	2190									0
231	Total Support Services - Pupil	2100		32,859							32,859
232	Support Services - Instructional Staff										
233	Improvement of Instruction Services	2210		363							363
234	Educational Media Services	2220		5,565							5,565
235	Assessment & Testing	2230									0
236	Total Support Services - Instructional Staff	2200		5,928							5,928
237	Support Services - General Administration										
238	Board of Education Services	2310		612							612
239	Executive Administration Services	2320		14,435							14,435
240	Special Area Administrative Services	2330									0
241	Claims Paid from Self Insurance Fund	2361									0
242	Workers' Compensation or Workers' Occupation Disease Acts Payments	2362									0
243	Unemployment Insurance Payments	2363									0
244	Insurance Payments (regular or self-insurance)	2364									0
245	Risk Management and Claims Services Payments	2365									0
246	Judgment and Settlements	2366									0
247	Educational, Inspectional, Supervisory Services Related to Loss Prevention or Reduction	2367		17,348							17,348
248	Reciprocal Insurance Payments	2368									0
249	Legal Service	2369									0
250	Total Support Services - General Administration	2300		32,395							32,395
251	Support Services - School Administration										
252	Office of the Principal Services	2410		31,017							31,017
253	Other Support Services - School Administration (Describe & Itemize)	2490									0
254	Total Support Services - School Administration	2400		31,017							31,017
255	Support Services - Business										
256	Direction of Business Support Services	2510									0
257	Fiscal Services	2520		39,270							39,270
258	Facilities Acquisition & Construction Services	2530									0
259	Operation & Maintenance of Plant Service	2540		189,134							189,134
260	Pupil Transportation Services	2550									0
261	Food Services	2560		39,277							39,277
262	Internal Services	2570									0
263	Total Support Services - Business	2500		267,681							267,681

1	A	B	C	D	E	F	G	H	I	J	K
2	Description	Funct #	(100) Salaries	(200) Employee Benefits	(300) Purchased Services	(400) Supplies & Materials	(500) Capital Outlay	(600) Other Objects	(700) Non-Capitalized Equipment	(800) Termination Benefits	(900) Total
264	Support Services - Central										
265	Direction of Central Support Services	2610									0
266	Planning, Research, Development & Evaluation Services	2620									0
267	Information Services	2630									0
268	Staff Services	2640									0
269	Data Processing Services	2660		10,060							10,060
270	Total Support Services - Central	2600		10,060							10,060
271	Other Support Services (Describe & Itemize)	2900									0
272	Total Support Services	2000		379,940							379,940
273	COMMUNITY SERVICES (MR/SS)	3000									0
274	PAYMENTS TO OTHER DISTRICTS & GOVT UNITS (MR/SS)										
275	Payments for Special Education Programs	4120									0
276	Payments for CTE Programs	4140									0
277	Total Payments to Other Districts & Govt Units	4000		0							0
278	DEBT SERVICE (MR/SS)										
279	Debt Service - Interest on Short-Term Debt										
280	Tax Anticipation Warrants	5110									0
281	Tax Anticipation Notes	5120									0
282	Corporate Personal Prop Repl Tax Anticipation Notes	5130									0
283	State Aid Anticipation Certificates	5140									0
284	Other (Describe & Itemize)	5150									0
285	Total Debt Service	5000						0			0
286	PROVISION FOR CONTINGENCIES (MR/SS)	6000									0
287	Total Direct Disbursements/Expenditures			599,233				0			599,233
288	Excess (Deficiency) of Receipts/Revenues Over Disbursements/Expenditures										17,818
289											
290	60 - CAPITAL PROJECTS (CP)										
291	SUPPORT SERVICES (CP)										
292	Support Services - Business										
293	Facilities Acquisition & Construction Services	2530									0
294	Other Support Services (Describe & Itemize)	2900									0
295	Total Support Services	2000	0	0	0	0	0	0	0		0
296	PAYMENTS TO OTHER DISTRICTS & GOVT UNITS (CP)										
297	Payments to Other Govt Units (In-State)										
298	Payments to Other Govt Units (In-State)	4100									0
299	Payment for Special Education Programs	4120									0
300	Payment for CTE Programs	4140									0
301	Other Payments to In-State Governmental Units (Describe & Itemize)	4190									0
302	Total Payments to Other Districts & Govt Units	4000			0			0			0
303	PROVISION FOR CONTINGENCIES (CP)	6000									0
304	Total Direct Disbursements/Expenditures		0	0	0	0	0	0	0		0
305	Excess (Deficiency) of Receipts/Revenues Over Disbursements/Expenditures										0
306											
307	70 WORKING CASH FUND (WC)										
308											
309	80 - TORT FUND (TF)										
310	SUPPORT SERVICES - GENERAL ADMINISTRATION										
311	Claims Paid from Self Insurance Fund	2361									0
312	Workers' Compensation or Workers' Occupational Disease Act Payments	2362									0
313	Unemployment Insurance Payments	2363			96,156						96,156
314	Insurance Payments (regular or self-insurance)	2364			5,000						5,000
315	Risk Management and Claims Services Payments	2365			36,603						36,603
316	Judgment and Settlements	2366									0
317	Educational, Inspectional, Supervisory Services Related to Loss Prevention or Reduction	2367	125,000		7,500						132,500
318	Reciprocal Insurance Payments	2368									0
319	Legal Service	2369									0

ESTIMATED DISBURSEMENTS/EXPENDITURES

1	A	B	C	D	E	F	G	H	I	J	K
2	Description	Func #	(100) Salaries	(200) Employee Benefits	(300) Purchased Services	(400) Supplies & Materials	(500) Capital Outlay	(600) Other Objects	(700) Non-Capitalized Equipment	(800) Termination Benefits	(900) Total
320	Property Insurance (Building & Grounds)	2371			66,000						66,000
321	Vehicle Insurance (Transportation)	2372			9,000						9,000
322	Total Support Services - General Administration	2000	125,000	0	220,259	0	0	0	0		345,259
323	DEBT SERVICE (TF)										
324	Debt Service - Interest on Short-Term Debt										
325	Tax Anticipation Warrants	5110									0
326	Corporate Personal Property Replacement Tax Anticipation Notes	5130									0
327	Other Interest on Short-Term Debt (Describe & Itemize)	5150									0
328	Total Debt Service	5000						0			0
329	PROVISION FOR CONTINGENCIES (TF)	6000									0
330	Total Direct Disbursements/Expenditures		125,000	0	220,259	0	0	0	0		345,259
331	Excess (Deficiency) of Receipts/Revenues Over Disbursements/Expenditures										(342,123)
332											
333	90 - FIRE PREVENTION & SAFETY FUND (FP&S)										
334	SUPPORT SERVICES (FP&S)										
335	Support Services - Business										
336	Facilities Acquisition & Construction Services	2530									0
337	Operation & Maintenance of Plant Service	2540									0
338	Total Support Services - Business	2500	0	0	0	0	0	0	0		0
339	Other Support Services (Describe & Itemize)	2900									0
340	Total Support Services	2000	0	0	0	0	0	0	0		0
341	PAYMENTS TO OTHER DISTRICTS & GOVT UNITS (FP&S)										
342	Other Payments to In-State Govt Units (Describe & Itemize)	4190									0
343	Total Payments to Other Districts & Govt Units (FPS)	4000						0			0
344	DEBT SERVICE (FP&S)										
345	Debt Service - Interest on Short-Term Debt										
346	Tax Anticipation Warrants	5110									0
347	Other Interest on Short-Term Debt (Describe & Itemize)	5150									0
348	Total Debt Service - Interest on Short-Term Debt	5100						0			0
349	Debt Service - Interest on Long-Term Debt	5200									0
350	Debt Service - Payments of Principal on Long-Term Debt ¹⁵ (Lease/Purchase Principal Retired)	5300									0
351	Total Debt Service	5000						0			0
352	PROVISIONS FOR CONTINGENCIES (FP&S)	6000									0
353	Total Direct Disbursements/Expenditures		0	0	0	0	0	0	0		0
354	Excess (Deficiency) of Receipts/Revenues Over Disbursements/Expenditures										0

This page is provided for detailed itemizations as requested within the body of the Report.

1. Rev. #1614 - Sales to Pupils - Cafeteria per-paid meals
2. Rev. #1690 - Other - Cafeteria catering
3. Rev. #1999 - Other - O&M safety grant
4. Rev. #4998 - Other - DHS - Dept of Rehab Services
5. Exp. #2900 - Other Title I prof. services
6. Exp. #4390 - Other - Pmt to Other Govt Units