



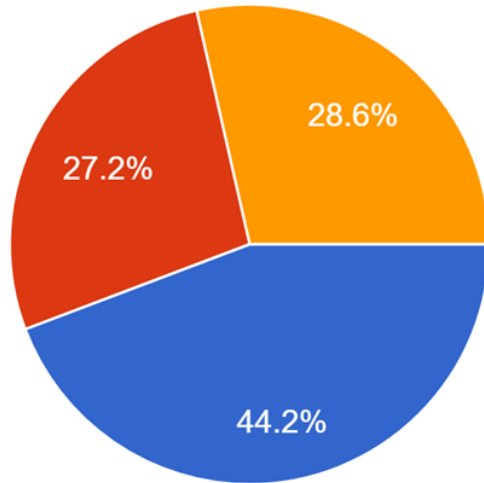
Redistricting Survey Results

December 11, 2018

Overall Results

From the options provided by the Dunlap CUSD 323 School District, which option sounds the BEST to you?

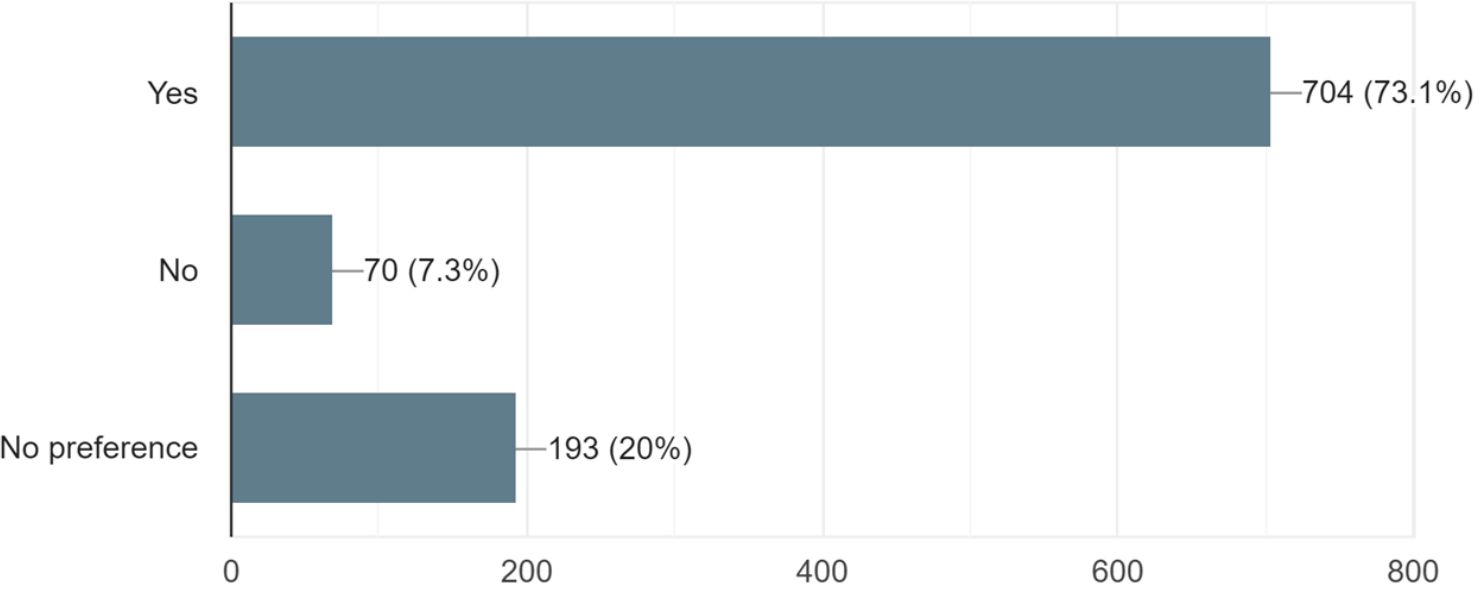
963 responses



- Option A- Wilder Waite feeding into DVMS
- Option B-Banner feeding into DVMS
- No Preference

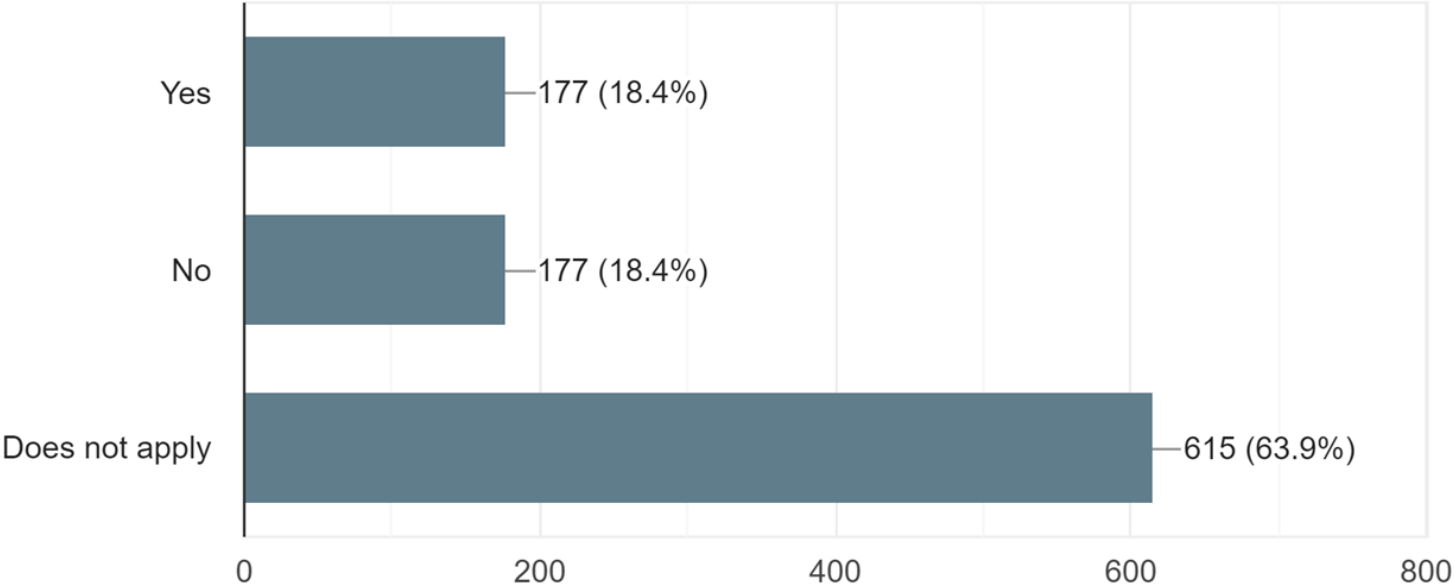
Would you prefer for students currently attending DMS within the Wilder Waite or Banner Elementary Schools be ...building, regardless of redistricting?

963 responses

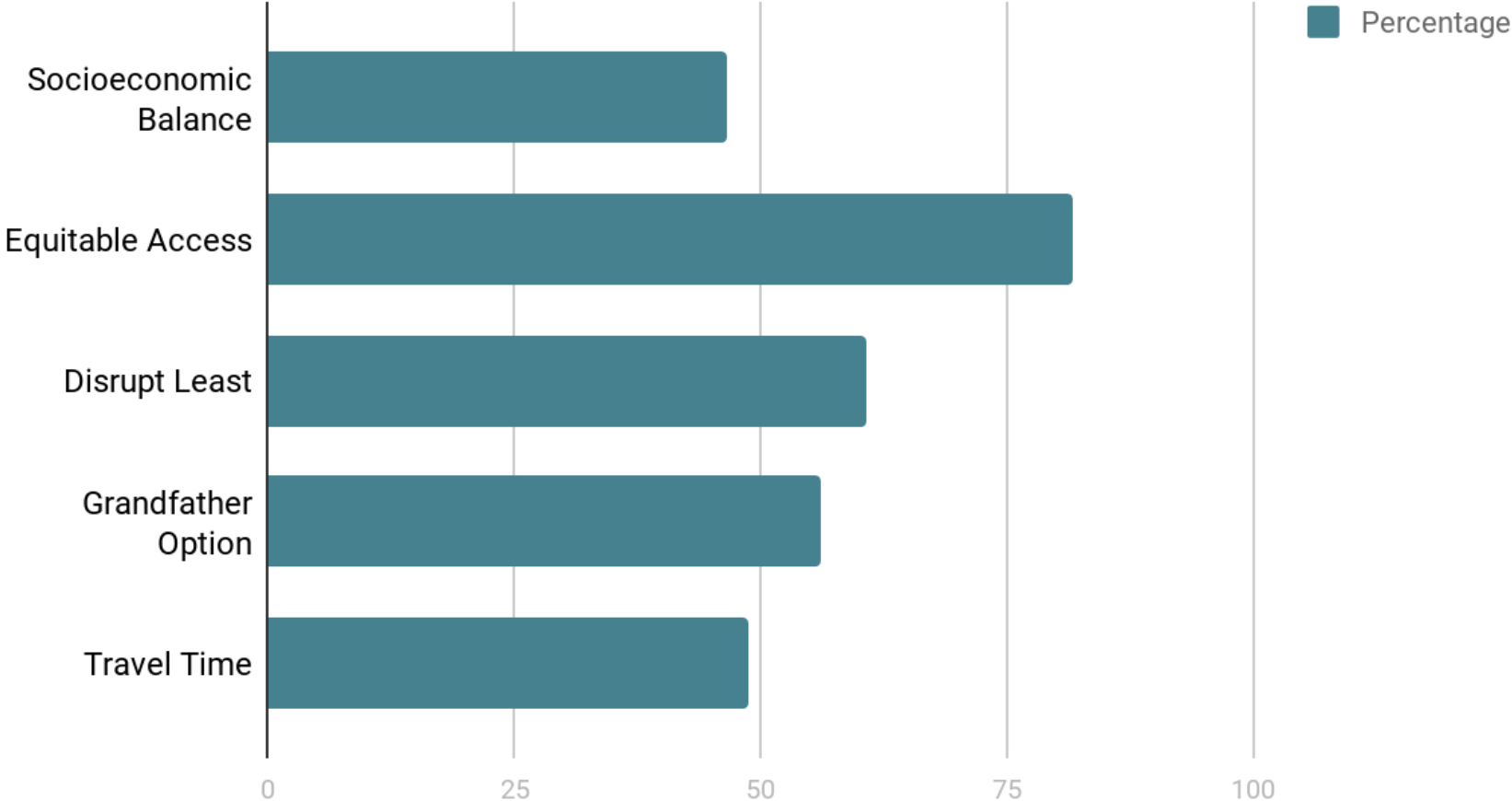


If you are a parent/guardian of a student in either of the proposed redistricting options, would you choose...I under the grandfathering provision?

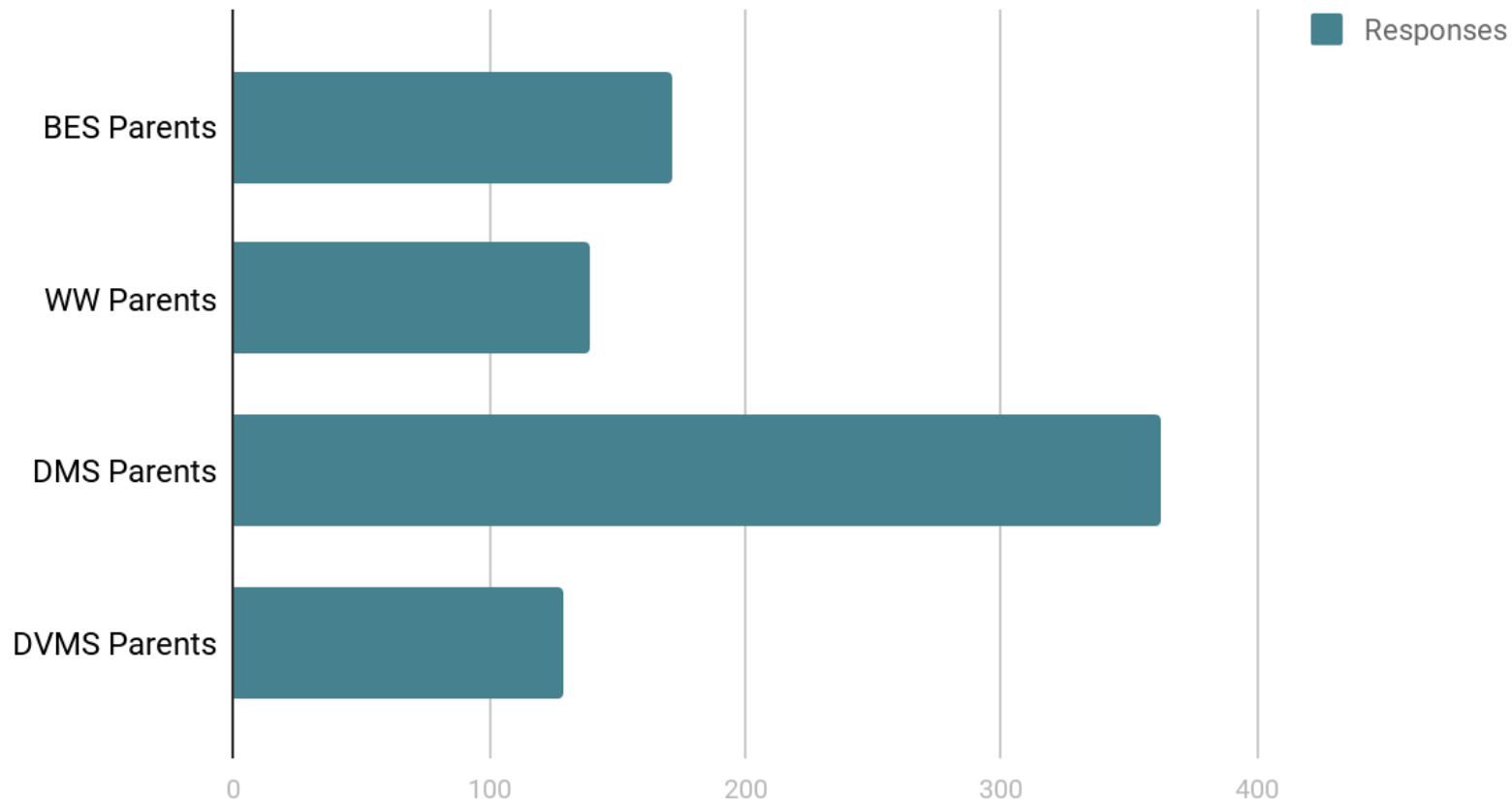
963 responses



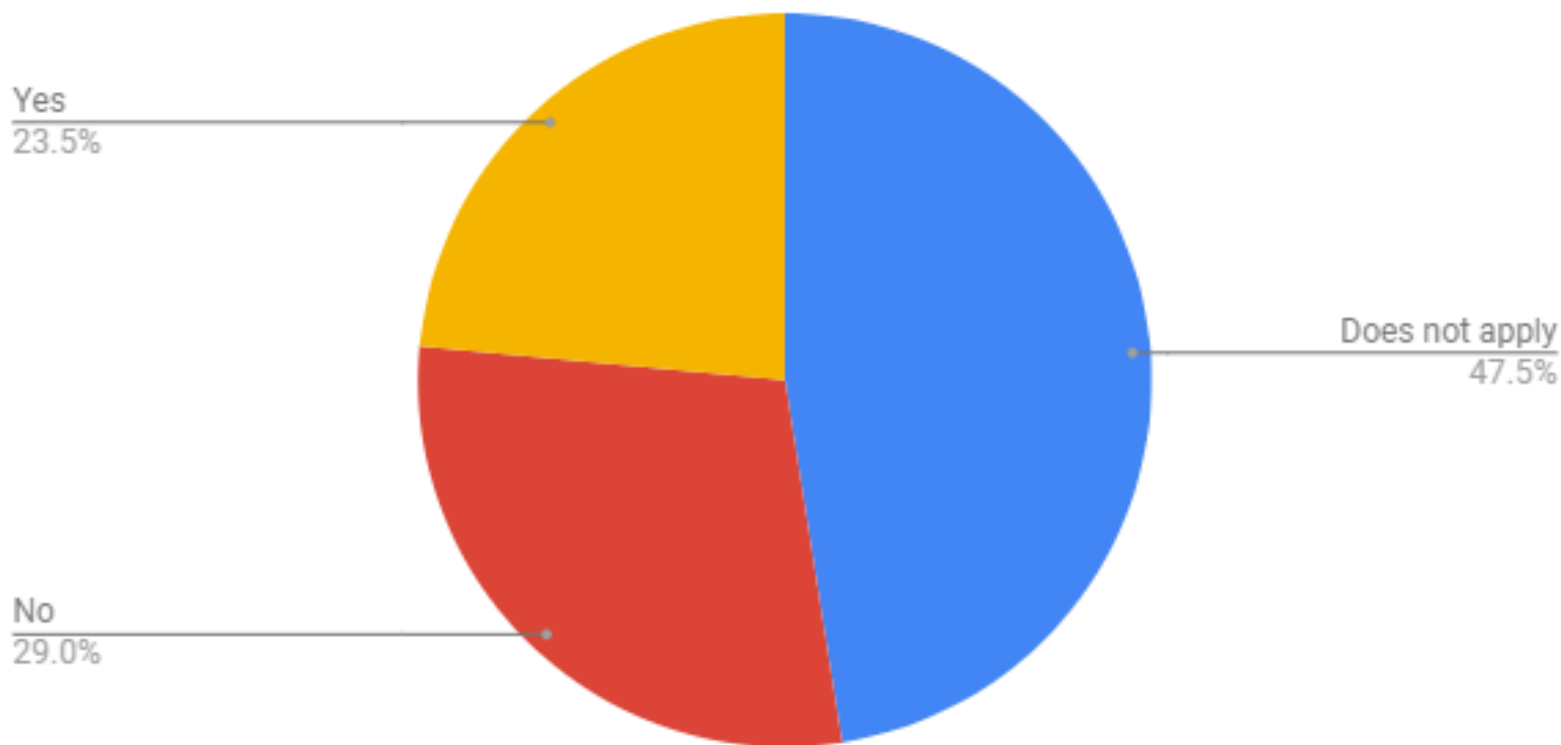
Ranking Questions



Response Groups



If you are a parent/guardian of a student in either of the proposed redistricting options, would you choose to transport your child to DMS if they fall under the grandfathering provision?



Option A: Updated Projections

Dunlap Community School District		DECISION INSITE		Enrollment Impact Specialists							
Option A: DGS, RES, WW-DVMS											
Grade		2019	2020	2021	2022	2023	2024	2025	2026	2027	2028
6		172	169	163	155	168	158	164	168	168	169
7		180	176	172	169	160	172	160	166	170	170
8		190	176	173	173	170	161	172	159	166	168
	Totals	542	521	508	497	498	491	496	493	504	507

Dunlap Community School District		DECISION INSITE		Enrollment Impact Specialists							
Option A BES, HGES-DMS											
Grade		2019	2020	2021	2022	2023	2024	2025	2026	2027	2028
6		156	182	192	172	166	191	180	180	179	179
7		165	156	182	193	173	165	190	178	181	178
8		161	160	151	176	191	170	164	188	175	178
	Totals	482	498	525	541	530	526	534	546	535	535

Option B: Updated Projections

Dunlap Community School District		DECISION INSITE		Enrollment Impact Specialists							
Option B: BES, DGS, RES-DVMS											
Grade		2019	2020	2021	2022	2023	2024	2025	2026	2027	2028
6		189	171	173	138	146	145	143	144	144	144
7		169	190	171	176	140	146	145	142	145	145
8		179	163	184	167	174	138	145	142	140	141
	Totals	537	524	528	481	460	429	433	428	429	430

Dunlap Community School District		DECISION INSITE		Enrollment Impact Specialists							
Option B: HGES, WW DMS											
Grade		2019	2020	2021	2022	2023	2024	2025	2026	2027	2028
6		139	180	182	189	188	204	201	204	203	204
7		176	142	183	186	193	191	205	202	206	203
8		172	173	140	182	187	193	191	205	201	205
	Totals	487	495	505	557	568	588	597	611	610	612



Discussion and Questions