

LYME-OLD LYME PUBLIC SCHOOLS

Small Schools, Big Ideas



*Challenging * Achieving * Excelling*

REGION #18

Special Board of Education Meeting

February 7, 2018

Board Present: Michelle Roche, Chairwoman; Diane Linderman, Vice Chair; Jean Wilczynski, Treasurer; Rick Goulding, Secretary; Erick Cushman; Stacey Leonardo; Mary Powell St. Louis; Martha Shoemaker; Stacy Winchell

Administration Present: Ian Neviaser, Superintendent of Schools; Mark Ambruso, Principal of Lyme-Old Lyme Middle School; James Cavalieri, Principal of Lyme Consolidated School; Michelle Dean, Director of Curriculum; Melissa Dougherty, Director of Special Services; Patricia Downes, Principal of Mile Creek School; Holly McCalla, Business Manager; Jeanne Manfredi, Assistant Principal of Lyme-Old Lyme High School; John Rhodes, Director of Facilities & Technology; Noah Ventola, Assistant Principal of Lyme-Old Lyme Middle School; James Wygonik, Principal of Lyme-Old Lyme High School

Others Present: four members of the community

The meeting was called to order by Chair Michelle Roche at 6:30 p.m. The purpose of the meeting was to hold a Public Forum on the proposed 2018-2019 budget. The Pledge of Allegiance was recited.

A PowerPoint presentation was given on the 2018-2019 budget by Superintendent Neviaser which reflected a proposed budget figure of \$34,298,528, a 1.97% increase from the current year's budget. Reporting highlights included: goals to be served by the budget; areas to be served by the budget; budget drivers; what the operations/program budget reflects; program improvements; and upcoming facilities projects. A copy of this presentation is attached to these minutes for informational purposes.

The meeting was opened up for questions and comments from the public.

David Kelsey, Old Lyme Board of Finance member, voiced his concern over the decline in enrollment not equating to lower school budgets, and he questioned the lack of questions from the Board of Education on the proposed \$34 million dollar budget. Mr. Kelsey stated that in past years, there was more discussion and detail provided on the budget. Mrs. Roche detailed the work that goes into putting together the budget

49 Lyme Street, Old Lyme, Connecticut 06371

T: 860-434-7238 F: 860-434-9959 E: neviaseri@region18.org www.region18.org

and the Board's faith in the superintendent and administration to put forth a reasonable budget while adhering to class size guidelines, educational programs, and maintenance of the facilities.

Matthew Sharp, Lyme Board of Finance Chair, also asked about the declining enrollment not affecting the bottom line of the budget. Mrs. Roche and Mr. Neviasser reported on the reduction in staff that has occurred over the past several years as enrollment declines (mainly at the elementary level). They also explained the factors that cause budget increases such as health insurance, contractual obligations, electricity and other utilities, transportation, special education outplacements, etc. They also reviewed the initiatives that they implement to offset costs such as solar purchase power agreement, cooperative fuel purchases, installation of LED lighting, etc. Mr. Neviasser also discussed how the level of educational success equates to the class sizes that they adhere to which comes at a cost.

Mr. Kelsey asked about offering incentives for retirement. It was noted that this has been reviewed but not acted on. Mrs. Roche invited Mr. Kelsey to meet with her and the Superintendent to discuss his issues with the school budget. Andy Russell, Chairman of the Old Lyme Board of Finance, also requested that he be involved in this discussion.

Dr. Powell St. Louis discussed the significant increase in health insurance which is driving the majority of the budget increase. She also discussed the Board's commitment to contractual obligations.

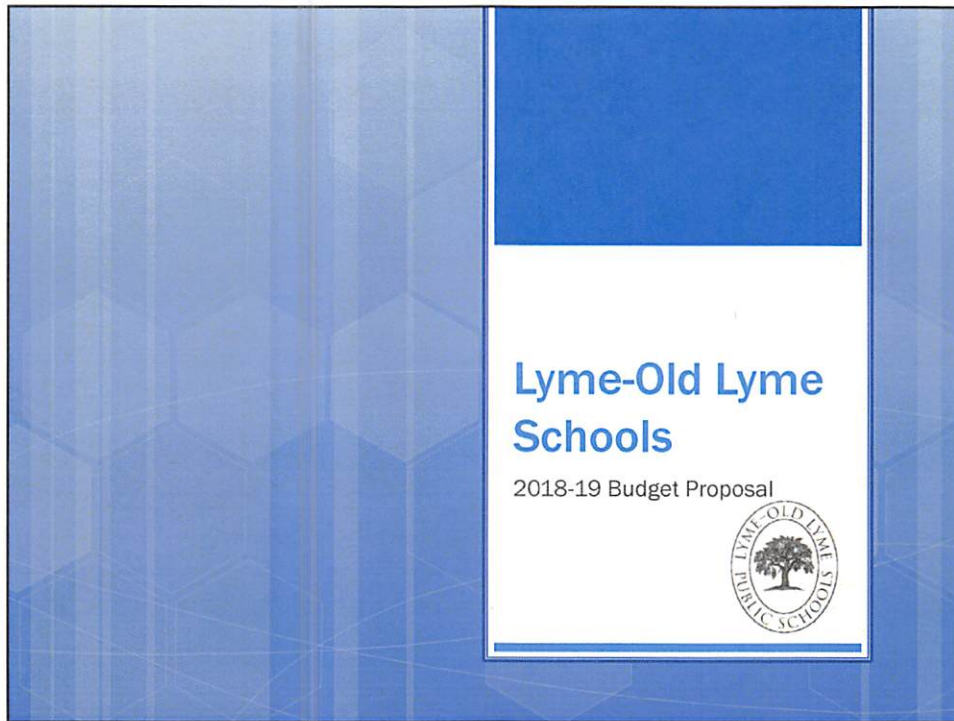
Mr. Cushman suggested drafting a document on the question posed, i.e., why is budget going up when enrollment is going down and communicating this information to the community.

Dr. Goulding discussed per pupil costs and its relation to the performance of the Lyme-Old Lyme students with comparisons to other high performing districts. Dr. Goulding also discussed the intangibles that benefit the community such as the educational reputation of the district which causes families to move to Lyme and Old Lyme. Dr. Goulding also noted cost saving initiatives that the Board and administration develop, i.e., renting space to LEARN, etc.

There being no further comments or questions, the special meeting adjourned at 7:07 p.m. upon motion by Dr. Goulding and a second by Mrs. Linderman.

Respectfully submitted,

Rick Goulding, Secretary

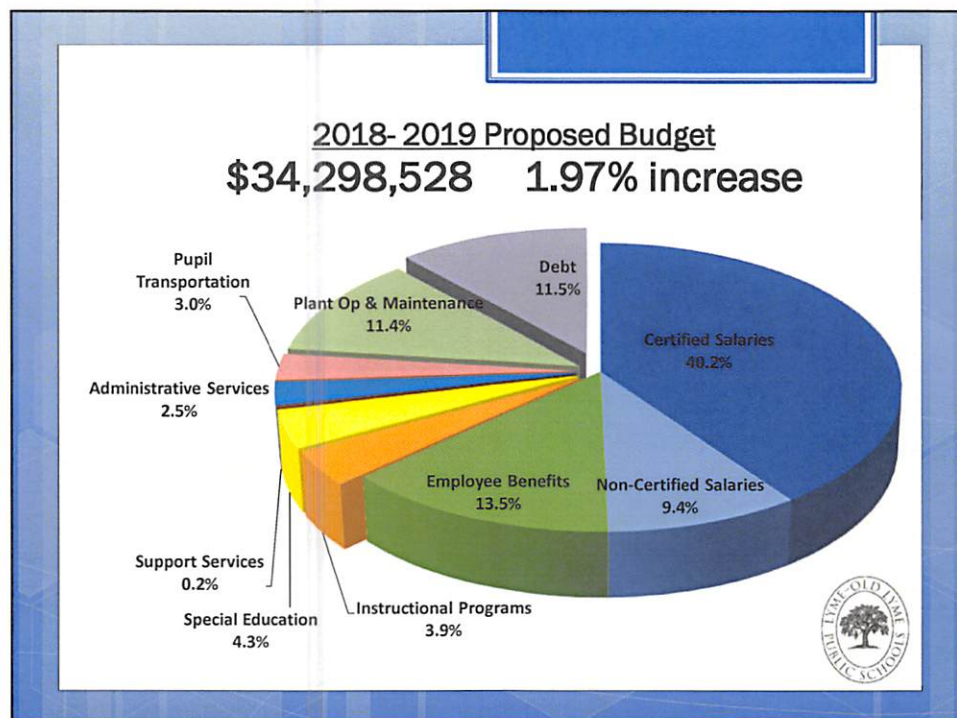


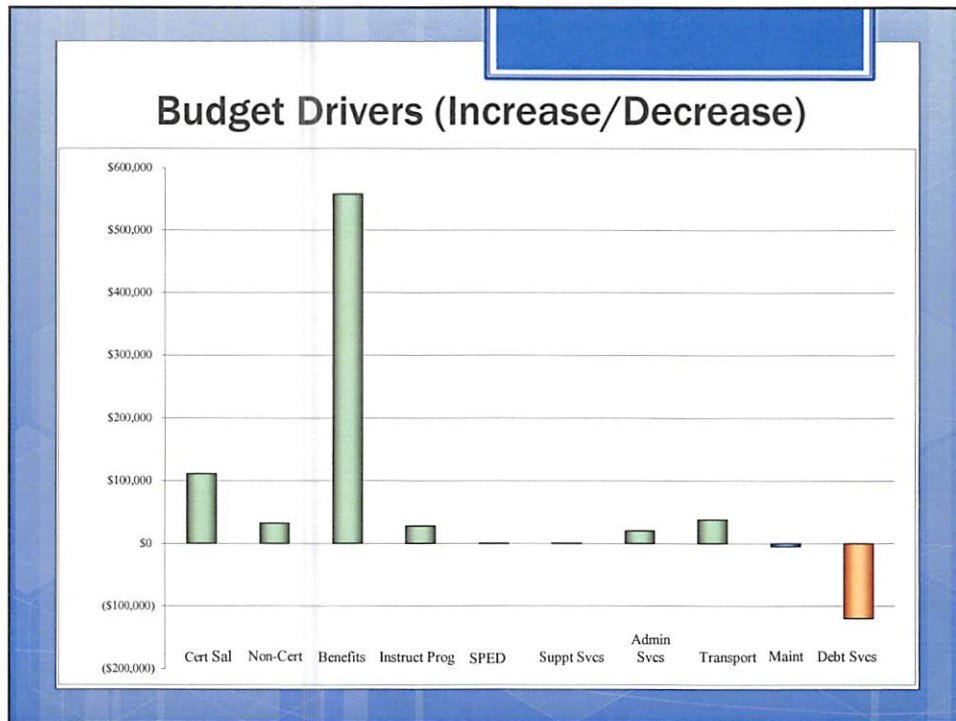
Goals to be Served by the 2018-2019 Budget

To support the objectives outlined in the Strategic Plan by:

- Preserving and building upon the high standards of education in LOL while remaining fiscally responsible to our communities
- Supporting the ongoing renewal of curriculum, instruction, assessment, and staff development activities in response to the expectations of state and national standards.
- Continuing to plan and provide technology infrastructure and applications that are consistent with highly effective and efficient programming and operational standards.
- Maintaining high facility standards for all district buildings and grounds.
- Maintaining a dynamic and responsive approach to programming needs and mandates in special education.
- Maintaining both compliance and reasonability in response to state and federal mandates.

BUDGET SUMMARY..... \$34,298,528					
	16-17 Actuals	17-18 Budget	18-19 Budget	\$ Increase or (Decrease)	% Inc or (Dec) by Line Item
Certified Salaries	\$13,300,717	\$13,676,217	\$13,787,269	\$111,052	0.81%
Non-certified Salaries	3,032,771	3,208,576	3,241,182	32,606	1.02%
Employee Benefits	3,924,177	4,064,874	4,623,005	558,131	13.73%
Instructional Programs	1,092,039	1,319,981	1,348,300	28,319	2.15%
Special Education	1,322,737	1,467,289	1,466,801	(488)	(0.03)%
Support Services	72,596	77,478	77,736	258	0.33%
Administrative Services	672,847	828,120	848,403	20,283	2.45%
Pupil Transportation	876,698	989,899	1,028,286	38,387	3.88%
Plant Op & Maintenance	3,924,579	\$3,922,761	\$3,917,933	(4,828)	(0.12)%
OPERATING BUDGET	28,219,161	29,555,195	30,338,915	783,720	2.65%
Debt Service	4,186,969	4,079,076	3,959,613	(119,463)	(2.93)%
TOTAL BUDGET	\$32,406,130	\$33,634,271	\$34,298,528	\$664,257	1.97%





The operations/program budget reflects:

- Continued adherence to class size guidelines
- Reduction of staff to account for enrollment decline
- Continuance of existing academic and extracurricular activities
- Adjustments for anticipated changes in the special education population
- Adequate funding for maintenance and repair of buildings and grounds
- Scheduled replacement of technology and equipment
- Program improvements that are consistent with high academic and operational standards



Program Improvements:

- NGSS curricular support/ training
- Technology infrastructure advancements



Facilities Projects:

Capital Projects (Operating Budget)	2018 – 2019 Operating Funds
Artificial Turf Field Commission Approvals	\$60,000
Replace CS gymnasium Floor	\$30,000
MC Fuel Oil Tank Replacement	\$140,000
Special Projects (Non Operating Budget)	Funding Source
Middle School Partial Roof Replacement	Undesignated Fund
Dedicated Irrigation System Water Supply	Contingency Fund
Solar Electric System Installation	Purchase Power Agreement





What's next?

- Opportunity for public comment
- Board action on the proposed budget

