
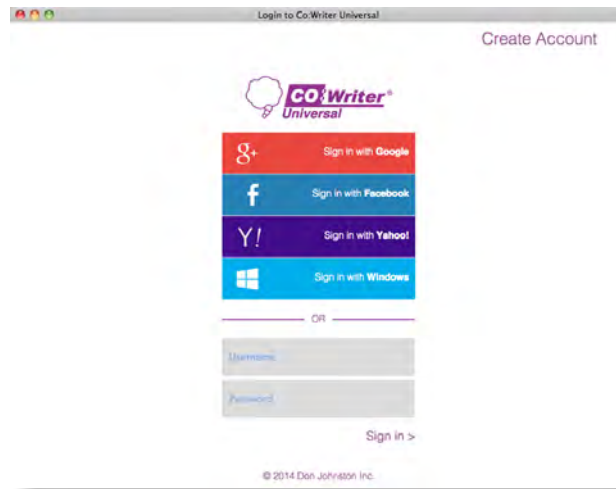



Getting Started Using **CO:Writer[®]** Universal

Once you have received an activation code from your Administrator or Educator you will need to create your own login account to start using Co:Writer.


1. Launch Co:Writer Universal  from your Chrome, Desktop or iOS device, this will load the Sign In / Create Account window.



2. Click on **Create Account**.
3. Enter the activation code that you received from your Administrator or Educator.

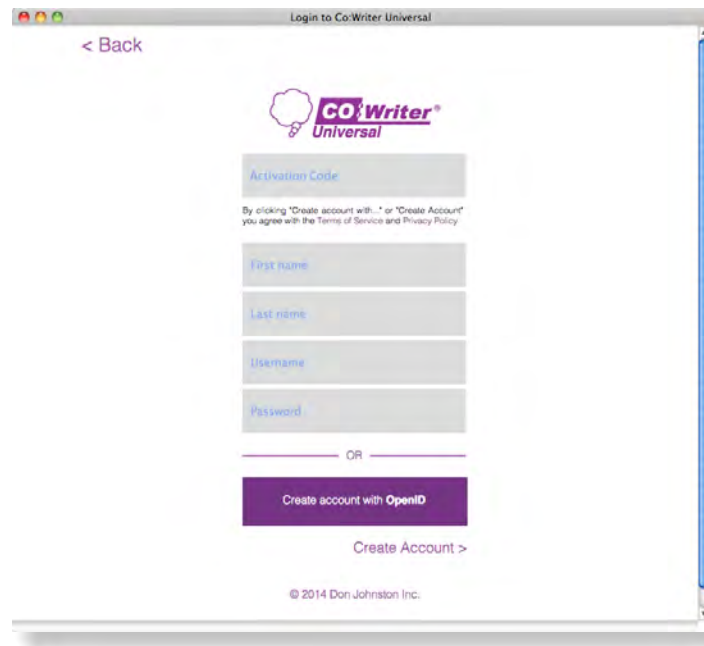
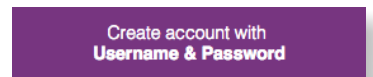


4. You can use a favorite login that you already have setup in Google, Facebook, Yahoo!, Windows or create a new account in our system.
Click on one of the boxes to create account using existing login.



OR

Click on the Create Account with Username & Password option.



5. Click on **Create Account**.