


# SPP vs. Future Ready PA Index

...

November 1, 2018



# The old . . . SPP

## Building Level Academic Score

 **87.6**

Select View Calculation below to see the detailed calculation used to determine the building level academic score.

 [View Calculation](#)

## Federal Accountability Designation

[www.esaefedreport.com](http://www.esaefedreport.com)

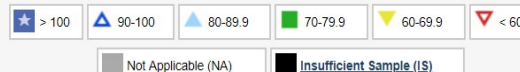
## Academic Performance Fast Facts

(Select any data element for its definition.)











<u>Test Participation Rate:</u>	96.70
<u>Mathematics/Algebra I - All Students</u>	
<u>Test Participation Rate:</u>	95.80
<u>ELA/Literature - All Students</u>	
<u>Test Participation Rate:</u>	96.90
<u>Science/Biology - All Students</u>	
<u>Students Eligible for Opportunity Scholarship Tax Credit Program</u>	No

## Academic Performance Data (2016 - 2017)

(This data is used to determine the building level academic score.)



(Select any data element for further detail.)

Data Element	Performance Measure
<b>Indicators of Academic Achievement</b>	
<u>Mathematics/Algebra I - Percent Proficient or Advanced on PSSA/Keystone</u>	 80.22
<u>ELA/Literature - Percent Proficient or Advanced on PSSA/Keystone</u>	 85.62
<u>Science/Biology - Percent Proficient or Advanced on PSSA/Keystone</u>	 78.08
<u>Industry Standards-Based Competency Assessments - Percent Competent or Advanced</u>	 IS
<u>Grade 3 ELA - Percent Proficient or Advanced</u>	 NA
<u>SAT/ACT College and Career Readiness Benchmark</u>	 <u>100.00</u>
<b>Indicators of Closing the Achievement Gap - All Students</b>	
<u>Mathematics/Algebra I - Percent of Required Gap Closure Met</u>	 <u>87.16</u>
<u>ELA/Literature - Percent of Required Gap Closure Met</u>	 <u>82.14</u>
<u>Science/Biology - Percent of Required Gap Closure Met</u>	 <u>100.00</u>
<b>Indicators of Closing the Achievement Gap - Historically Underperforming Students</b>	
<u>Mathematics/Algebra I - Percent of Required Gap Closure Met</u>	 <u>56.91</u>

# Overview of Future Ready PA Index

## The Future Ready PA Index

In looking at ways to **create a more useful and holistic School Performance Profile (SPP)**, the Pennsylvania Department of Education conducted more than **30 feedback sessions** to solicit recommendations from more than **1,000 stakeholders** around a revised SPP.

Building off of several of the indicators from the current SPP, the proposed **Future Ready PA Index** provides a more holistic view of school performance by:

- Emphasizing the weighting of value-added measures, which incentivizes a focus on all learners and is less sensitive to demographic variables.
- Measuring English language acquisition among ESL students, not simply performance on a test of grade level ELA standards.
- Incentivizing career awareness instruction beginning at the elementary level.
- Addressing the issue of unequal weighting of content areas in the current SPP.
- Increasing the weighting of rigorous course offerings such as AP, IB, and dual enrollment.
- Allowing LEAs to include locally-selected reading assessments (grade 3) and math assessments (grade 7) as additional snapshots of student progress.
- Recognizing schools that graduate students with at least one high-value, industry-recognized credential.



**pennsylvania**  
DEPARTMENT OF EDUCATION

333 Market Street  
Harrisburg, PA 17126  
**education.pa.gov**



PADepartmentofEducation



PADeptofEd



PADeptOfEd

# 3 Buckets of the Future Ready PA Index





***Percent Proficient and Advanced (Federal requirement)*** on PSSA/Keystone Exam (*Mathematics/Algebra I, Science/Biology, and English Language Arts/Literature*)

***Meeting Annual Growth Expectations (Federal requirement)*** (*PVAAS*) (*Mathematics/Algebra I, Science/Biology, and English Language Arts/Literature*)

**Percent Advanced** on PSSA/Keystone Exam  
(Mathematics/Algebra I, Science/Biology, and English Language Arts/Literature)

## **English Learner Proficiency (Federal requirement)**

Represents the percent of students who were enrolled for a full academic year and are on-track to English language proficiency



## **Chronic Absenteeism (Federal requirement)**

Represents the number of students who are enrolled in an LEA for 60 or more days and have missed more than 10 percent of school days for which they were enrolled across that academic year

## **Grade 3 Reading/Grade 7 Mathematics Early Indicators of Success (Local decision)**

Represents the percentage of students who demonstrate on-track performance measured via a locally selected assessment providing an additional academic data point



## **Graduation Rate (Federal)**

Better number between the 4-year cohort OR average of the 4 and 5-year cohort

## **Career Standards Benchmark (Federal)**

## **Industry Based Learning:**

Proficient or Advanced - Industry Standards-Based Competency Assessments, High Value Industry Recognized Credential, or Work Based Learning Experience

**Courses of Rigor:** Advanced Placement (AP)/International Baccalaureate (IB)/College Course Offerings, Dual Enrollment, CTE POS Articulated Credits, and Advanced on NOCTI/NIMS



**Post-Secondary Transition to School, Military, or Work**—Represents the percent of high school graduates from the prior year who:

Enrolled in an institution of higher education (in-state or out-of-state) within 16 months of receiving a regular high school diploma; or

Enlisted in the military within 16 months of receiving a regular high school diploma; or

Entered the workforce in Pennsylvania within 16 months of receiving a regular high school diploma.

**Advanced on Industry Based Competency Assessment**



# Dashboard

**BLUE** - Meets or Exceeds Statewide 2030 Goal

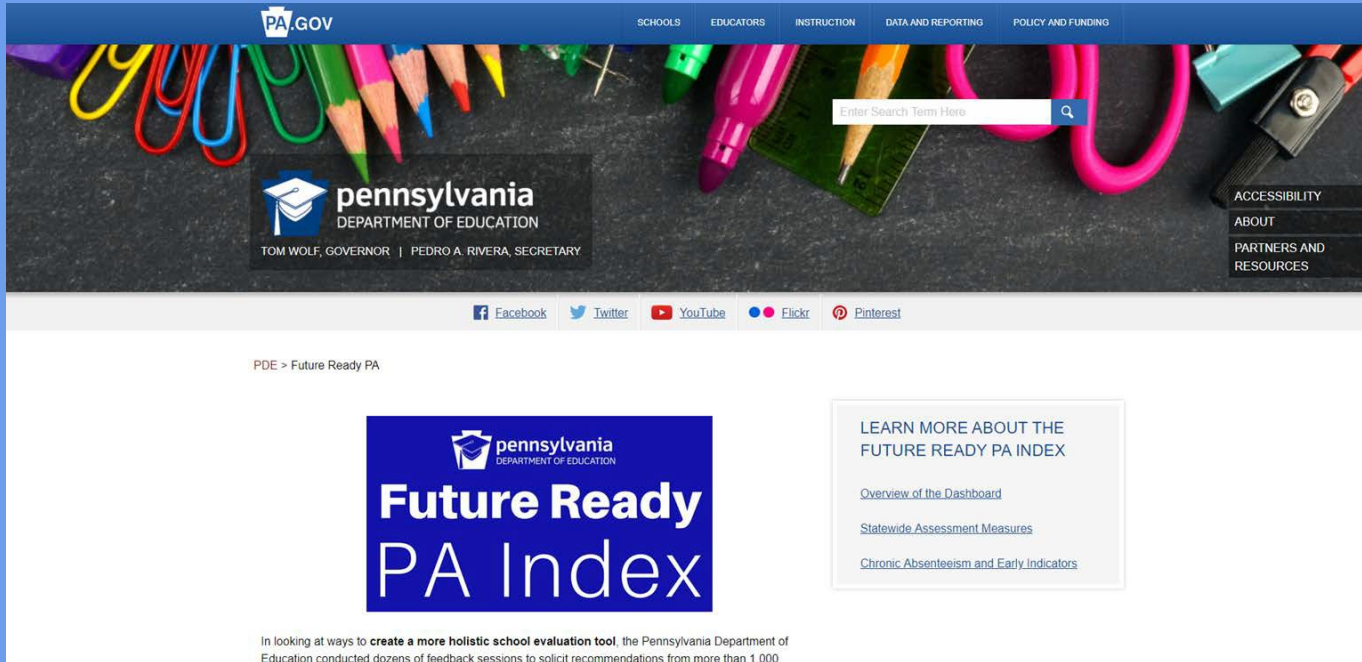
**GREEN** - Meets Statewide Interim goal or School Improvement Target

**RED** - does not meet the statewide Interim goal or the School Improvement Target



Each of the three buckets and their corresponding indicators will be displayed for **ALL student groups** as well as the **subgroups**.

# More information



The screenshot shows the Pennsylvania Department of Education (PDE) website. The header features the PA.GOV logo and navigation links for SCHOOLS, EDUCATORS, INSTRUCTION, DATA AND REPORTING, and POLICY AND FUNDING. Below the header is a banner image with school supplies (pencils, paper clips, a ruler) and a search bar. The banner also includes the PDE logo and the names of the Governor (Tom Wolf) and Secretary (Pedro A. Rivera). On the right side of the banner, there are links for ACCESSIBILITY, ABOUT, PARTNERS AND RESOURCES. Below the banner is a row of social media links for Facebook, Twitter, YouTube, Flickr, and Pinterest. The main content area shows the breadcrumb "PDE > Future Ready PA" and a large blue box with the PDE logo and the text "Future Ready PA Index". To the right of this box is a section titled "LEARN MORE ABOUT THE FUTURE READY PA INDEX" with three links: "Overview of the Dashboard", "Statewide Assessment Measures", and "Chronic Absenteeism and Early Indicators". At the bottom of the page, there is a paragraph of text: "In looking at ways to **create a more holistic school evaluation tool**, the Pennsylvania Department of Education conducted dozens of feedback sessions to solicit recommendations from more than 1,000".

PA.GOV

SCHOOLS EDUCATORS INSTRUCTION DATA AND REPORTING POLICY AND FUNDING

Enter Search Term Here

pennsylvania  
DEPARTMENT OF EDUCATION  
TOM WOLF, GOVERNOR | PEDRO A. RIVERA, SECRETARY

ACCESSIBILITY  
ABOUT  
PARTNERS AND  
RESOURCES

Facebook Twitter YouTube Flickr Pinterest

PDE > Future Ready PA

pennsylvania  
DEPARTMENT OF EDUCATION  
**Future Ready  
PA Index**

LEARN MORE ABOUT THE  
FUTURE READY PA INDEX

[Overview of the Dashboard](#)  
[Statewide Assessment Measures](#)  
[Chronic Absenteeism and Early Indicators](#)

In looking at ways to **create a more holistic school evaluation tool**, the Pennsylvania Department of Education conducted dozens of feedback sessions to solicit recommendations from more than 1,000

<http://www.education.pa.gov/Pages/Future-Ready-PA.aspx>