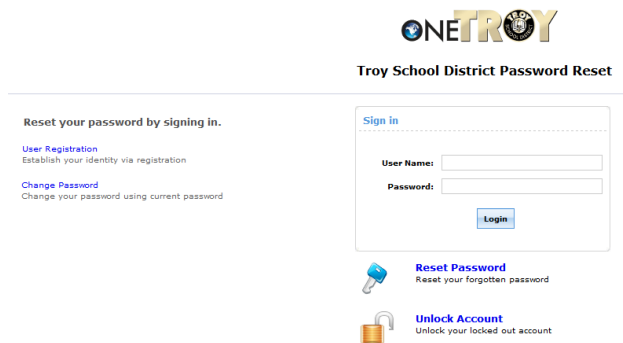
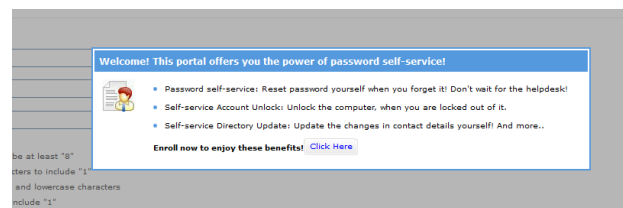


## Password Management Set-Up Instructions

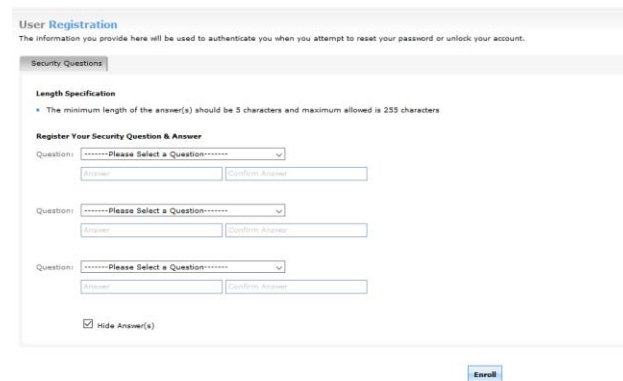
In order to use the Troy School District password management software, you need to set up your account and rescue questions. To set up your account, go to: <https://password.troy.k12.mi.us>



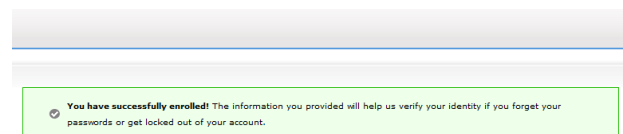
To set up your account, please enter your user name and current password and click the “Login” button.



After reviewing the welcome message, click the “Click Here” button to close the Welcome! Window.



Once you close the Welcome message, the User Registration window will open. You need to set up three security questions on this page to complete your registration. Use the drop down menus to choose your questions, and provide answers in the space below the question. Once you have provided answers to three questions, click the “Enroll” button. Note: the length of your answer must be at least 3 characters.



You will see a success message when set up is complete. You can now exit this site, by clicking “Sign Out” next to the OneTroy logo.