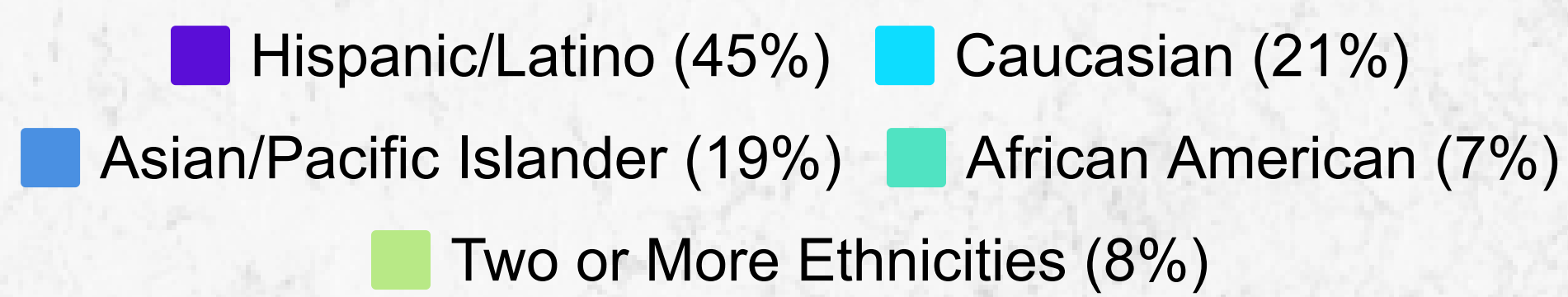
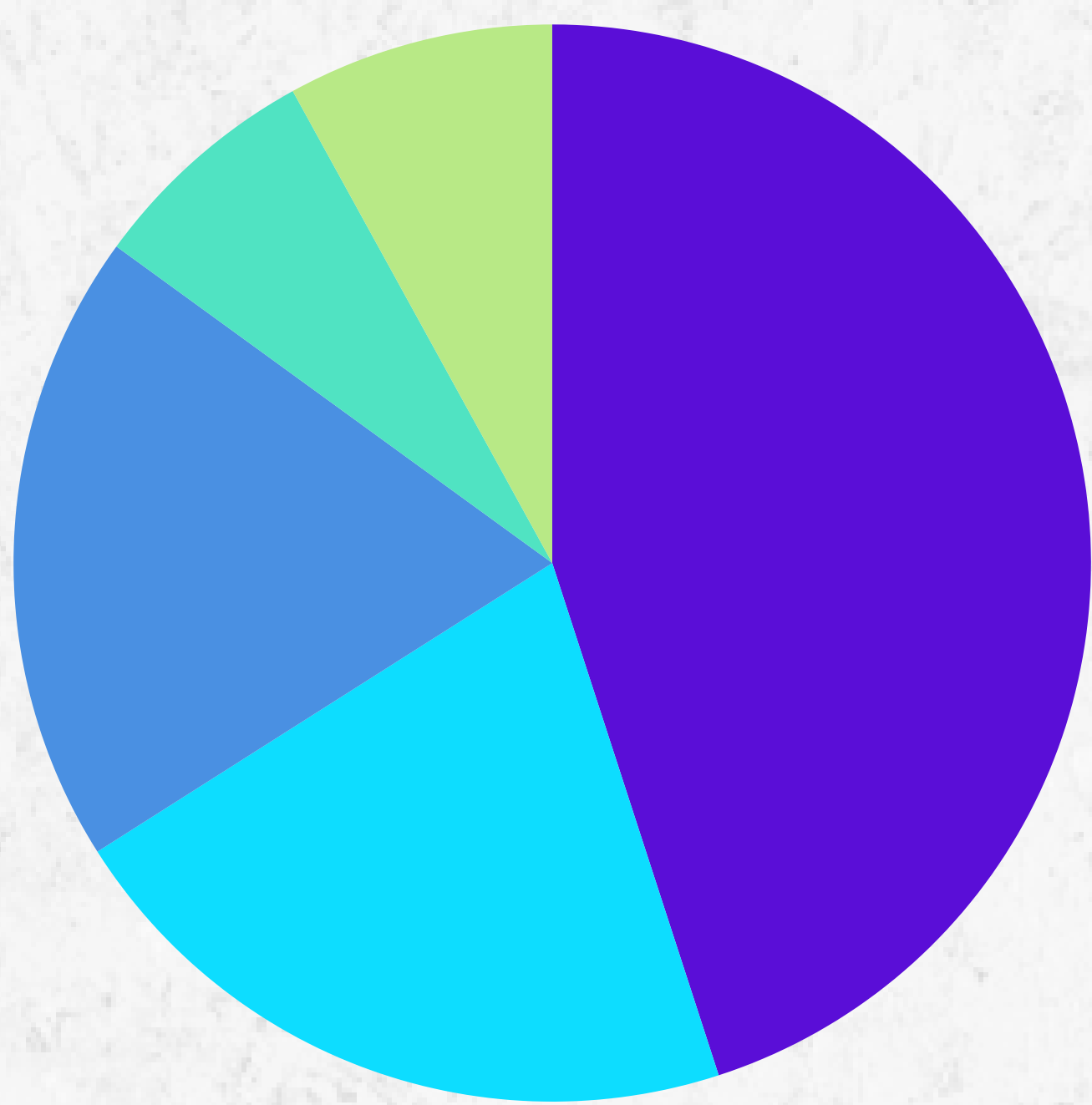


2018-19 Local Control Accountability Plan (LCAP) Executive Summary

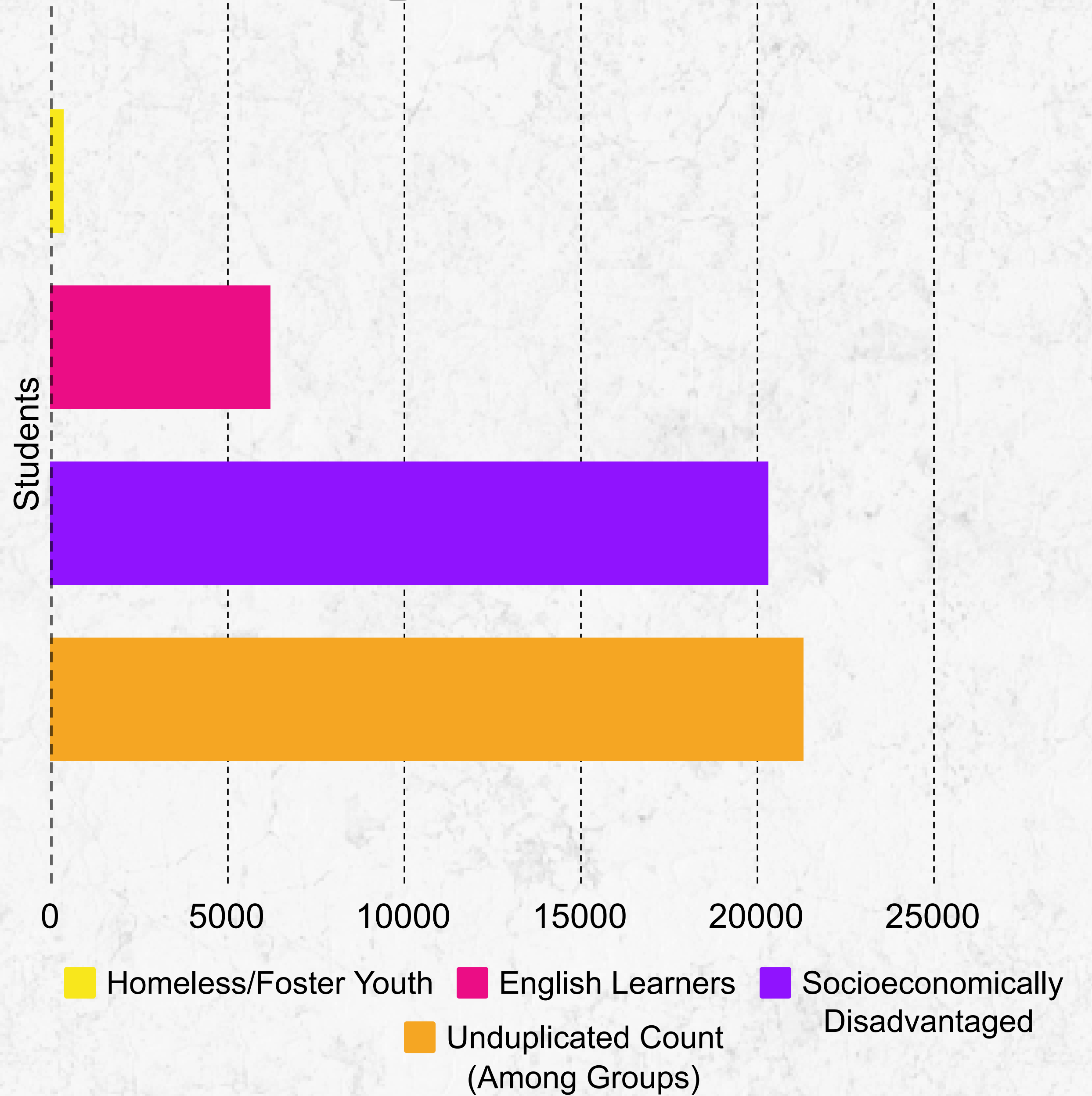
2017-18 LUSD Overview

Student Demographics


Enrollment: 28,733



State Targeted Student Groups

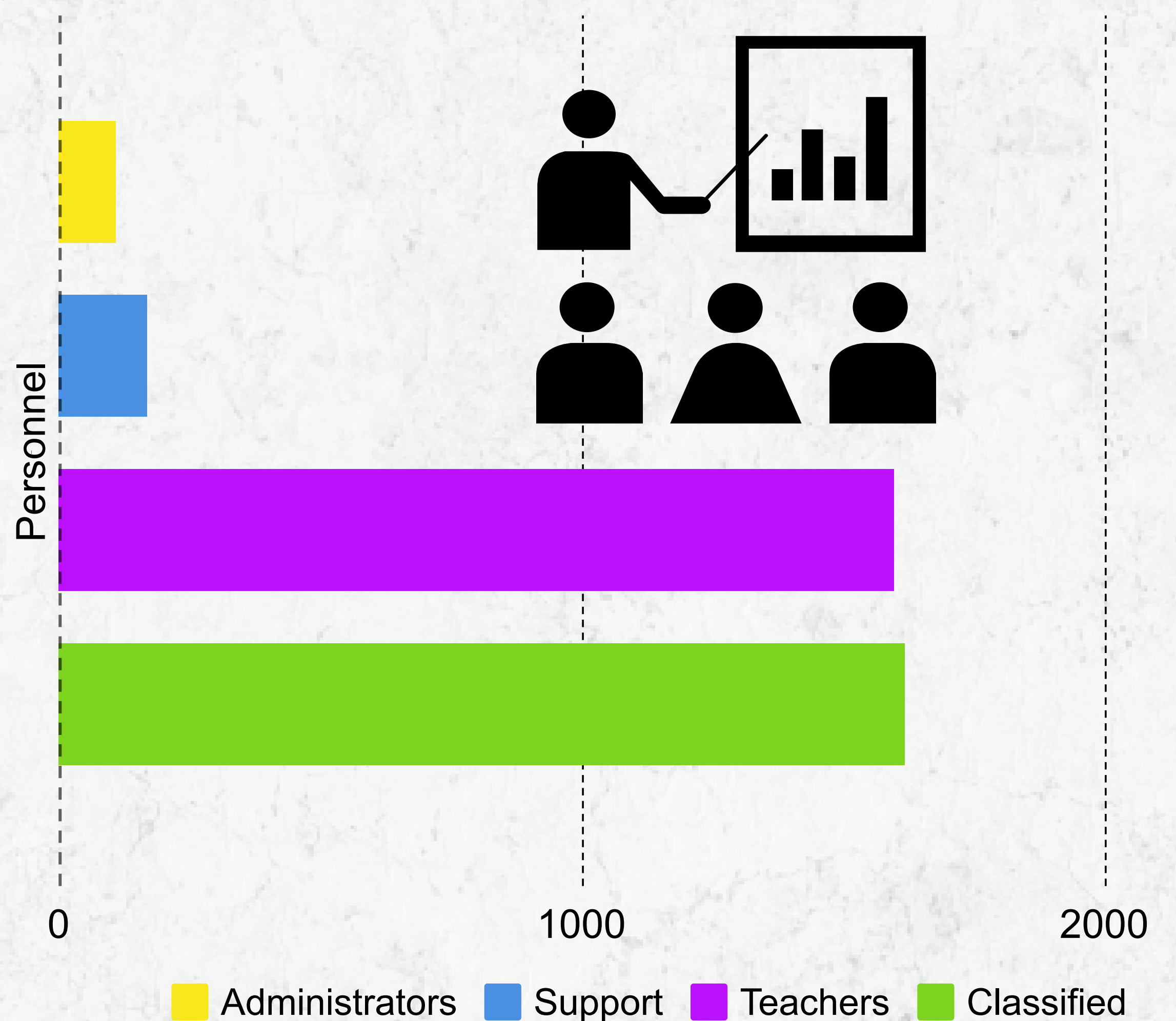


Schools



- K-6 Elementary Schools **28**
- K-8 Schools **3**
- 7-8 Middle Schools **6**
- Comprehensive High Schools **4**
- Continuation High Schools **2**
- Special Programs/Alternative Schools **6**

Personnel



LCAP Highlights


LCAP Overview



The LCAP is intended to reflect a local educational agency's (LEA) annual goals, actions, services, and expenditures within a three-year cycle.

Each year, the LCAP is reviewed and implemented based on input from stakeholders and the needs of the LEA and its students.


California State Board of Education Goals




Basic Services



Student Engagement



Academic Standards



School Climate




Parent Involvement



Course Access



Student Achievement



Other Outcomes

2018-19 LUSD LCAP Highlights

Key Features

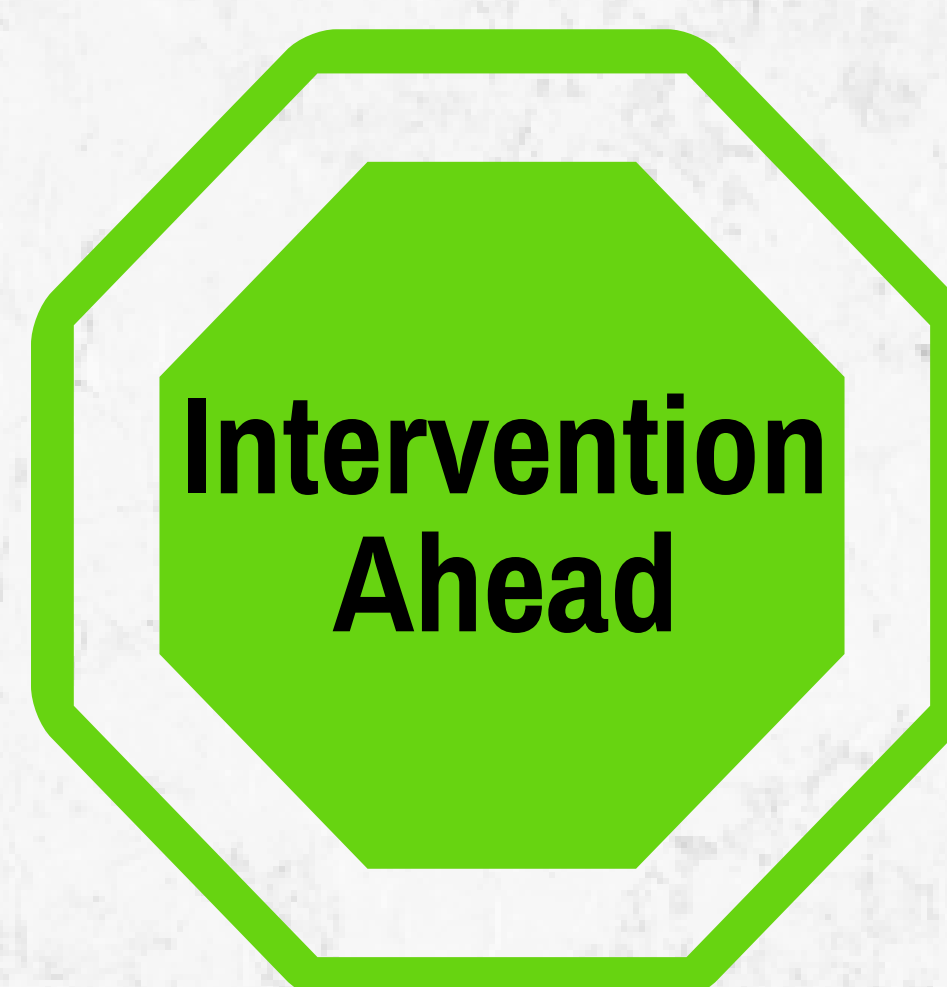
Sufficient Base Programs



Professional Development



Intervention



Technology



Stakeholder Engagement

- LCAP Committee Meetings **8**
- Board of Education Meetings **5**
- Meetings with Employee Groups **4**
- Community Forums **2**
- Leadership Meeting **1**
- School Climate Staff Survey **1,329**
- School Climate Student Survey **15,541**
(4th to 12th grade)
- Parent Survey **2,434**

**73% Response
RATE AMONG
STUDENTS!**



The LUSD Board of Education also held a first ever special study session regarding the LCAP. Parents and representatives from all employee groups participated in this session to discuss LCAP priorities with the Board.

2018-19 LUSD LCAP Update

LCAP Goal 1:

LUSD will promote and create learning environments with highly qualified personnel that will maximize access to the academic core for all, as well as provide enrichment opportunities to prepare students to be college and career ready. Expected measurable outcomes include:

- 100% of teachers and staff appropriately assigned and 100% of teachers that serve English Learners (EL) have EL authorization
- Maintain sufficiency level of standards-based instructional materials and 100% of students have access to Common Core standards
- 100% of teachers properly trained to deliver Common Core standards and 100% of students receive Common Core standards-based instruction
- 100% of EL students receive integrated and designated English Language Development (ELD) Standards
- Maintain 100% access to broad course study, including ELD and reading and math intervention for foster youth, low-income students, and special education students
- Maintain facilities pursuant to industry standards



Estimated Cost: \$336,287,936*

LCAP Goal 2:

All students, including State targeted student groups, will demonstrate proficiency in literacy, mathematics, and technology to prepare students to be college and career ready. Expected measurable outcomes include:

- Increase percentage of all LUSD students who meet proficiency requirements
- Increase percentage of low-income students who meet proficiency requirements
- Increase percentage of EL students who meet proficiency requirements
- Increase number of EL students growing by levels per year by 2%
- Increase reclassification rate of EL students (five years or less) by 1%
- Increase reclassification rate of long-term EL students by 2%
- Increase number of students with qualified advanced placement (AP) scores by 3%
- Increase AP enrollment of EL and low-income students by 2%
- Increase number of "ready" students in English Language Arts and math by 5%
- Increase number of students who participate in the early assessment program
- Increase number of students who complete A-G/college entrance requirements by 3%
- Increase percentage of students who complete a career technical education (CTE) four-year pathway



Estimated Cost: \$954,216

LCAP Goal 3:

LUSD schools will be positive and supportive learning environments that provide maximum opportunities for each student to succeed. Expected measurable outcomes include:

- Continue to provide opportunities for parents to learn and understand LCAP
- Continue to provide engagement opportunities for State targeted groups and parents
- Continue to provide opportunities for parents of special education students
- Continue to monitor and mitigate middle school drop out rate
- Continue to provide incentives to maintain and increase attendance rate
- Provide parents with surveys regarding school safety and connectedness and increase by 1% in each area
- Decrease chronic absenteeism rate
- Decrease drop out rate by 1%
- Decrease suspension rate by 1%
- Maintain and decrease expulsion rate
- Increase graduation rate by 1%



Estimated Cost: \$7,244,397

2018-19 LUSD LCAP Examples

The LCAP funds the actions and services needed to achieve the goals and expected measurable outcomes. Some examples from LUSD's 2018-19 LCAP include, but are not limited to the following:

LCAP Goal 1:



Purchase and Support Common Core Standards-Based Materials



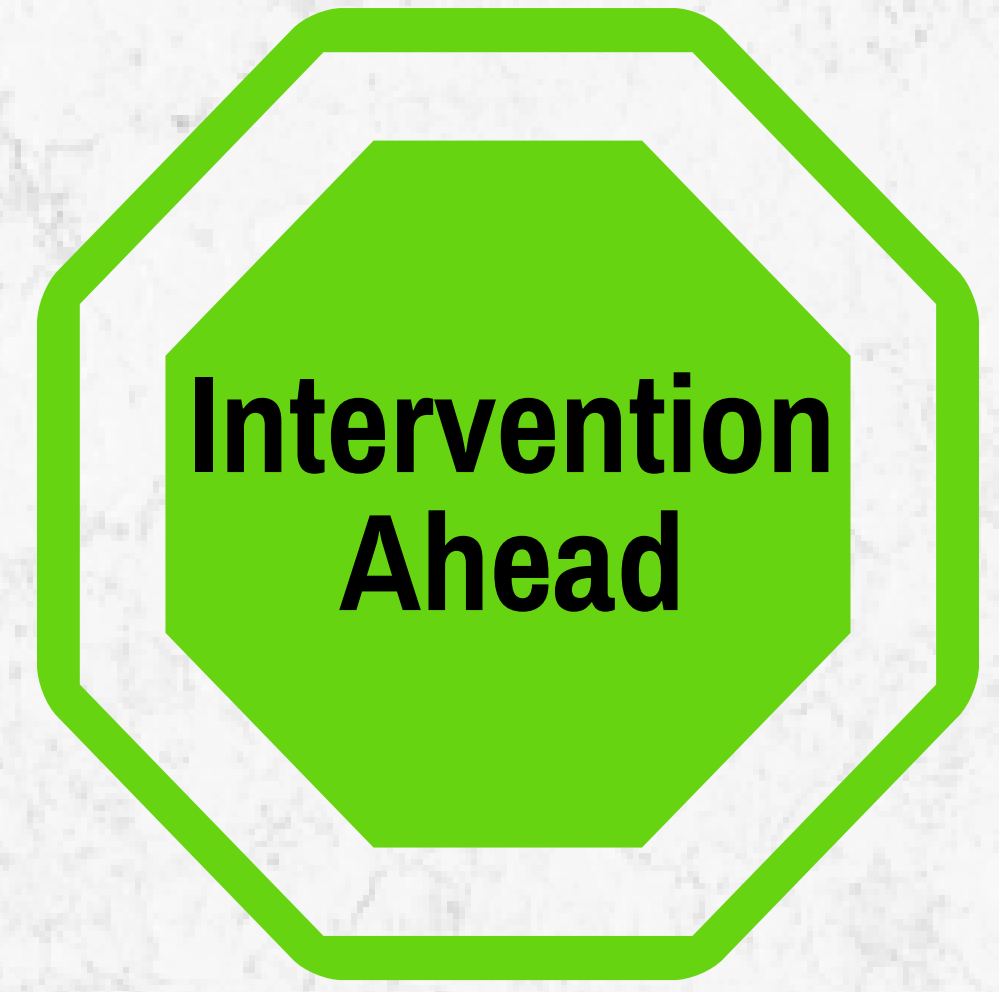
Estimated Cost: \$5,075,000



Provide Professional Development Opportunities for Staff



Estimated Cost: \$1,880,543



Provide Intervention Opportunities for Students, such as Literacy, Mathematics, Summer School, and After School Intervention



Estimated Cost: \$4,349,799


LCAP Goal 2:



Ensure all Students have Access to a Variety of Programs Based on Need and Interest



Estimated Cost: \$500,000




Provide Instructional Coaching Support to Teachers



Estimated Cost: \$95,890

LCAP Goal 3:



Provide Support to Students to Help Them Succeed in School



Estimated Cost: \$1,537,056



Enhance School Safety and Security Measures



Estimated Cost: \$4,062,304