



# Entry 1 School Information and Cover Page

Created: 07/31/2018 • Last updated: 08/01/2018

Please be advised that you will need to complete this cover page (including signatures) before all of the other tasks assigned to you by your authorizer are visible on your task page. While completing this task, please ensure that you select the correct authorizer (**as of June 30, 2018**) or you may not be assigned the correct tasks.

**a. SCHOOL NAME** BRONX CS FOR EXCELLENCE 2 (SUNY TRUSTEES)

(Select name from the drop down menu)

**b. CHARTER AUTHORIZER (As of June 30th, 2018)** SUNY-Authorized Charter School

(For technical reasons, please re-select authorizer name from the drop down menu).

**c. DISTRICT / CSD OF LOCATION** NYC CSD 11

## d1. SCHOOL INFORMATION

	PRIMARY ADDRESS	PHONE NUMBER	FAX NUMBER	EMAIL ADDRESS
	1804 Holland Avenue Bronx NY 10462			

## d2. PHONE CONTACT NUMBER FOR AFTER HOURS EMERGENCIES

Contact Name	Jacques Michel
Title	Chief Operating Officer
Emergency Phone Number (###-###-####)	

**e. SCHOOL WEB ADDRESS (URL)** [www.excellencecommunityschools.org](http://www.excellencecommunityschools.org)

**f. DATE OF INITIAL CHARTER** 07/2016

**g. DATE FIRST OPENED FOR INSTRUCTION** 09/2016

i. TOTAL ENROLLMENT ON JUNE 30, 2018 180

j. GRADES SERVED IN SCHOOL YEAR 2017-18

Check all that apply

Grades Served	K, 1, 2
---------------	---------

k1. DOES THE SCHOOL CONTRACT WITH A CHARTER OR EDUCATIONAL MANAGEMENT ORGANIZATION? Yes

k2. NAME OF CMO/EMO AND ADDRESS

NAME OF CMO/EMO	Excellence Community Schools Inc.
PHYSICAL STREET ADDRESS	
CITY	
STATE	
ZIP CODE	
EMAIL ADDRESS	

l1. FACILITIES

Does the school maintain or operate multiple sites?

	No, just one site.
--	--------------------

12. SCHOOL SITES

Please list the sites where the school will operate for the upcoming school year.

	Physical Address	Phone Number	District/CSD	Grades Served at Site (K-5, 6-9, etc.)	Receives Rental Assistance	Rental Assistance for Which Grades (write N/A if applicable)
Site 1 (same as primary site)	1804 Holland Avenue Bronx NY 10462		NYC CSD 11	K-2	Yes	K-2
Site 2						
Site 3						

12a. Please provide the contact information for Site 1.

	Name	Work Phone	Alternate Phone	Email Address
School Leader	Sharleen Morris			
Operational Leader	Jacques Michel			
Compliance Contact	Monica Rios			
Complaint Contact	Jacques Michel			
DASA Coordinator	Melanee Farrah			

m1. Are any sites in co-located space? If yes, please proceed to the next question. No

## IF LOCATED IN PRIVATE SPACE IN NYC OR DISTRICTS OUTSIDE NYC

**m3. Upload a current Certificate of Occupancy (COO) for each school site that is located in private space in NYC or located outside of NYC. Except for schools in district space (co-location space), school must provide a copy of the annual fire inspection report.**

### **Site 1 Certificate of Occupancy (COO)**

<https://nysed-cso-reports.fluidreview.com/resp/17947773/yFPTXS6fVy/>

### **Site 1 Fire Inspection Report**

(No response)

### **Site 2 Certificate of Occupancy**

(No response)

### **Site 2 Fire Inspection Report**

(No response)

### **Site 3 Certificate of Occupancy**

(No response)

### **Site 3 Fire Inspection Report**

(No response)

**n1. Were there any revisions to the school's charter during the 2017-18 school year? (Please include approved or pending material and non-material charter revisions).**

No

**o. Name and Position of Individual(s) Who Completed this Annual Report.**

Monica Rios, Regional Director of School Operations

p. Our signatures (Head of School and Board President) below attest that all of the information contained herein is truthful and accurate and that this charter school is in compliance with all aspects of its charter, and with all pertinent Federal, State, and local laws, regulations, and rules. We understand that if any information in any part of this report is found to have been deliberately misrepresented, that will constitute grounds for the revocation of our charter. Check **YES** if you agree and then use the mouse on your PC or the stylist on your mobile device to sign your name).

Yes

**Signature, Head of Charter School**

A handwritten signature in black ink, appearing to be 'Chk' with a flourish.

**Signature, President of the Board of Trustees**

A handwritten signature in black ink, appearing to be 'K. Lather'.

**Date**

2018/07/31

**Thank you.**

(Standard form adopted by the Board of Standards and Appeals and issued pursuant to Section 646 of the New York Charter, and Section 23-422.0 of the Administrative Code, and Sections 23-423.0 to 23-427.0 of the Administrative Code.)

THIS CERTIFICATE FIRST APPROVED BY THE BOROUGH SUPERINTENDENT  
This certificate supersedes C. O. No.

To the owner or owners of the building or premises: **E.J. & Anna Stanley**

THIS CERTIFIES that ~~the~~ **new** ~~building~~ **building** premises located at  
**1931 Glenwood Avenue, N.Y.C. 34 E. Virginia Avenue**  
**Block 773 Lot 77**

conforms substantially to the approved plans and specifications, and to the requirements of the building code and all other laws and ordinances, and of the rules and regulations of the Board of Standards and Appeals, applicable to a building of its class and kind at the time the permit was issued; and

CERTIFIES FURTHER that, any provisions of section 646F of the New York Charter have been complied with as certified by a report of the Fire Commissioner to the Borough Superintendent.

**Permit or A.E. No. 997-1939** Construction classification **non-fireproof**

Occupancy classification **residential** Height **2** stories **5** feet

Date of completion **2/23/39** Located in **residential** Use District

Area **B** Height Zone at time of issuance of permit **13**

This certificate is issued subject to the limitations hereinafter specified and to the following resolutions of the Board of Standards and Appeals:

**PERMISSIBLE USE AND OCCUPANCY**

STORY	LIVE LOADS LIN. IN. SQ. FT.	PERSONS ACCOMMODATED			USE
		MALE	FEMALE	TOTAL	
<b>cellar</b>	<b>2000</b>				<b>Storage, boiler room, laundry and bathroom for 1st floor Apt.</b>
<b>first</b>	<b>20</b>			<b>1 Family</b>	
<b>second</b>	<b>20</b>			<b>1 Family</b>	

**NO CHANGES OF USE OR OCCUPANCY NOT CONSISTENT WITH THIS CERTIFICATE SHALL BE MADE UNLESS FIRST APPROVED BY THE BOROUGH SUPERINTENDENT**

Unless an approval for the same has been obtained from the Borough Superintendent, no change or rearrangement in the structural parts of the building, or affecting the light and ventilation of any part thereof, or in the exit facilities shall be made; no enlargement, whether by extending on any side or by increasing its height shall be made; nor shall the building be moved from one location or position to another; nor shall there be any reduction or diminution of the area of the lot or plot on which the building is located.

The building or any part thereof shall not be used for any purpose other than that for which it is certified.

The superimposed, uniformly distributed loads, or concentrated loads producing the same stresses in the construction in any story shall not exceed the live loads specified on reverse side; the number of persons of either sex in any story shall not exceed that specified when sex is indicated, nor shall the aggregate number of persons in any story exceed the specified total; and the use to which any story may be put shall be restricted to that fixed by this certificate except as specifically stated.

This certificate does not in any way relieve the owner or owners or any other person or persons in possession or control of the building, or any part thereof, from obtaining such other permits, licenses or approvals as may be prescribed by law for the uses or purposes for which the building is designed or intended; nor from obtaining the special certificates required for the use and operation of elevators; nor from the installation of fire alarm systems where required by law; nor from complying with any lawful order for additional fire extinguishing appliances under the discretionary powers of the fire commissioner; nor from complying with any lawful order issued with the object of maintaining the building in a safe or lawful condition, nor from complying with any authorized direction to remove encroachments into a public highway or other public place, whether attached to or part of the building or not.

If this certificate is marked "Temporary", it is applicable only to those parts of the building indicated on its face, and certifies to the legal use and occupancy of only such parts of the building; it is subject to all the provisions and conditions applying to a final or permanent certificate; it is not applicable to any building under the jurisdiction of the Housing Division unless it is also approved and endorsed by them, and it must be replaced by a full certificate at the date of expiration.

If this certificate is for an existing building, erected prior to March 14, 1916, it has been duly inspected and it has been found to have been occupied or arranged to be occupied prior to March 14, 1916, as noted on the reverse side, and that on information and belief, since that date there has been no alteration or conversion to a use that changed its classification as defined in the Building Code, or that would necessitate compliance with some special requirement or with the State Labor Law or any other law or ordinance; that there are no notices of violations or orders pending in the Department of Housing and Buildings at this time; that Section 646F of the New York City Charter has been complied with as certified by a report of the Fire Commissioner to the Borough Superintendent, and that, so long as the building is not altered, except by permission of the Borough Superintendent, the existing use and occupancy may be continued.

"§.646 F. No certificate of occupancy shall be issued for any building, structure, enclosure, place or premises wherein containers for combustibles, chemicals, explosives, inflammables and other dangerous substances, articles, compounds or mixtures are stored, or wherein automatic or other fire alarm systems or fire extinguishing equipment are required by law to be or are installed, until the fire commissioner has tested and inspected and has certified his approval in writing of the installation of such containers, systems or equipment to the Borough superintendent of the borough in which the installation has been made. Such approval shall be recorded on the certificate of occupancy."

Additional copies of this certificate will be furnished to persons having an interest in the building or premises, upon payment of a fee of fifty cents per copy.

# CERTIFICATE OF OCCUPANCY

**Issued**

AUG 16 1955

- 191

## Premises

Est. of Michael Brennan  
653 1/2 East 224 St. Chas. Hallack, 61cc.

**COPIES**

**NAME****ADDRESS**

AUG 16 1923

Del'd to  
Chas. Hallock

## CLASSIFICATION

## CONSTRUCTION

2

Dwelling  
2 fam.

frame

## OCCUPANCY

**Sub-Cellar** - -

Cellular - - - -

~~Document - - -~~

**First Floor - -**

All from 20 lbs

2

**Existing Building.**

[illegible]

# CERTIFICATE OF OCCUPANCY

No. 518 Issued NOV 24 1917

To Rev. D. J. Curley <sup>191</sup>**OWNER** of  
 Premises recov. Holland Ave & Morris Park Ave

## COPIES

DATE	NAME	ADDRESS
<u>NOV 24 1917</u>	<u>Mailed to above.</u>	

STORIES	CLASSIFICATION	CONSTRUCTION
<u>1.</u>	<u>School Laboratory</u>	<u>Hollow Tile</u>

FLOORS	OCCUPANCY	Live Load Per Sq. Feet in Pounds	No. of Persons
Sub-Cellar - -			
Cellar - - - -			
Basement - - -			
First Floor - -			

N. B. Application

No. 218 191 7



# Entry 2 NYS School Report Card Link

Last updated: 07/31/2018

---

## BRONX CS FOR EXCELLENCE 2 (SUNY TRUSTEES)

### 1. CHARTER AUTHORIZER (As of June 30th, 2018)

SUNY-Authorized Charter School

(For technical reasons, please re-select authorizer name from the drop down menu).

### 2. NEW YORK STATE REPORT CARD

<https://data.nysed.gov/reportcard.php?year=2017&instid=800000086903>

**Provide a direct URL or web link to the most recent New York State School Report Card for the charter school (See <https://reportcards.nysed.gov/>).**

(Charter schools completing year one will not yet have a School Report Card or link to one. Please type "URL is not available" in the space provided).



# Entry 4 Expenditures per Child

Last updated: 07/31/2018

## BRONX CS FOR EXCELLENCE 2 (SUNY TRUSTEES)Section Heading

### Financial Information

This information is required of ALL charter schools. Provide the following measures of fiscal performance of the charter school in Appendix B (Total Expenditures and Administrative Expenditures Per Child):

### 1. Total Expenditures Per Child

To calculate '**Total Expenditures per Child**' take total expenditures (from the unaudited 2017-18 Schedule of Functional Expenses) and divide by the year end FTE student enrollment. (Integers Only. No dollar signs or commas).

**Note:** *The information on the Schedule of Functional Expenses on pages 41-43 of the Audit Guide can help schools locate the amounts to use in the two per pupil calculations:* <http://www.p12.nysed.gov/psc/AuditGuide.html>

Line 1: Total Expenditures	2079336
Line 2: Year End FTE student enrollment	178
Line 3: Divide Line 1 by Line 2	11663

## 2. Administrative Expenditures per Child

To calculate **'Administrative Expenditures per Child'** To calculate "Administrative Expenditures per Child" first *add* together the following:

1. Take the relevant portion from the 'personnel services cost' row and the 'management and general' column (from the unaudited 2017-18 Schedule of Functional Expenses)
2. Any contracted administrative/management fee paid to other organizations or corporations
3. Take the total from above and divide it by the year-end FTE enrollment. The relevant portion that must be included in this calculation is defined as follows:

Administrative Expenditures: Administration and management of the charter school includes the activities and personnel of the offices of the chief school officer, the finance or business offices, school operations personnel, data management and reporting, human resources, technology, etc. It also includes those administrative and management services provided by other organizations or corporations on behalf of the charter school for which the charter school pays a fee or other compensation. Do not include the FTE of personnel whose role is to directly support the instructional program.

**Notes:**  
***The information on the Schedule of Functional Expenses on pages 41-43 of the Audit Guide can help schools locate the amounts to use in the two per pupil calculations:***  
***<http://www.p12.nysed.gov/psc/AuditGuide.html>.***  
**Employee benefit costs or expenditures should not be reported in the above calculations.**

Line 1: Relevant Personnel Services Cost (Row)	131258
Line 2: Management and General Cost (Column)	111244
Line 3: Sum of Line 1 and Line 2	242502
Line 5: Divide Line 3 by the Year End FTE student enrollment	1360

***Thank you.***



**Charter Schools Institute**  
The State University of New York

## GENERAL INSTRUCTIONS FOR ANNUAL BUDGET/QUARTERLY REPORT

### TEMPLATE TABS

#### 1- GRAY tab contains the Instructions




<a href="#">Instructions</a>	Provides description of tabs and input requirements.
<a href="#">Funding by District</a>	Charter School Tuition Rates

#### 2- BLUE tabs require input of information

<a href="#">1.) Name of School</a>	>Select school name from list. >Enter contact information.
<a href="#">2.) Enrollment</a>	Enter enrollment information for Annual Budget (& Revisions) and Quarterly Actuals. Includes: >Enrollment by Grade >Enrollment by District
<a href="#">3.) Staffing Plan</a>	Enter staffing plan information for Annual Budget (& Revisions) and Quarterly Actuals. Includes: >Full Time Equivalent (FTE), by Position Category, By Quarter
<a href="#">4.) Yearly Budget</a>	Enter Yearly Budget information. Includes: >"Pior Year" column may be completed based upon preliminary data, and adjusted with Annual Audited data when the Quarter 2 Actuals are being submitted. (Note: Quarterly Revenue allocation may be set) >Budgeted Enrollment data and Per Pupil Revenue for the current year are populated based upon input on tab "2.) Enrollment." >Budgeted FTE for current year is populated based upon input on tab "3.) Staffing Plan." >All other sources of revenue >All expenses >Budget Revisions, as necessary and <i>approved</i> by the school's Board of Directors, should be submitted when submitting Quarterly Actuals
<a href="#">5.) Balance Sheet</a>	Enter Balance Sheet information for EdCorps. Separate schools merged into a primary EdCorp should NOT use this tab. >"Pior Year" column may be completed based upon preliminary data, and adjusted with Annual Audited data when the Quarter 2 Actuals are being submitted.

<a href="#">6.) Quarterly Report</a>	Enter Actual Quarterly Report information . Includes: >Actual Enrollment data and Per Pupil Revenue for the current year are populated based upon input on tab "2.) Enrollment." >Actual FTE for current year is populated based upon input on tab "3.) Staffing Plan." >All other sources of revenue >All expenses
<a href="#">7.) Annual Report Requirement</a>	Complete when submitting Actual Quarter 4.

#### CELL COLORS & GUIDANCE COMMENTS

-  = Enter information into the light BLUE shaded cells.
-  = Cells labeled in ORANGE contain guidance regarding the input of information.
-  = Cells containing RED triangles in the upper right corner contain "guidance comments" on that particular line item. Please "mouse-over" the triangle to reveal each comment.

Ver. 20180531

**Charter Funding Alphabetical By NYS School District**  
**\* (Sum of Charter School Basic Tuition and Supplemental Basic Tuition)**



## ANNUAL BUDGET & QUARTERLY REPORT TEMPLATE

### Bronx Charter School for Excellence 2

#### SCHOOL

Name:	Bronx Charter School for Excellence 2
-------	---------------------------------------

#### CONTACT INFORMATION

Contact Name:	Vikas Kaushal
Contact Title:	Chief Financial Officer
Contact Email:	
Contact Phone:	

#### REPORT PERIOD

Current Academic Year:	2018-19
Prior Academic Year:	2017-18

**BRONX CHARTER SCHOOL FOR EXCELLENCE 2**  
**2018-19**

## ENROLLMENT BY GRADES

<b>GRADES</b>	<b>K</b>	<b>1</b>	<b>2</b>	<b>3</b>	<b>4</b>	<b>5</b>	<b>6</b>	<b>7</b>
<b>INITIAL BUDGETED ENROLLMENT</b>	60	60	60	60				
<b>TOTAL ENROLLMENT = 240</b>								

## ENROLLMENT BY DISTRICT

		PRIOR YEAR	ANNUAL BUDGET						
		ACTUAL	TOTAL DISTRICTS/ENROLLMENT BY QUARTER						
			QUARTER 1		QUARTER 2		QUARTER 3		QUAR
			Original	Revised	Original	Revised	Original	Revised	Original
NUMBER OF SCHOOL DISTRICTS ENROLLED:		1	1	0	1	0	1	0	1
NUMBER OF STUDENTS ENROLLED:		178.281	240	0	240	0	240	0	240
			<b>*NOTE:</b> If there are NO budget revisions at the time of quarterly submittal leave the 'REVISED COMPLETELY BLANK. If budget revisions ARE made, the entire "REVISED" budget columns affected quarter(s) must be completed on tabs 2, 3 and 4.						
		PRIOR YEAR	ANNUAL BUDGET						
		2017-18	QUARTER 1		QUARTER 2		QUARTER 3		QUAR
			Original Budgeted Enrollment	Revised Budgeted Enrollment	Original Budgeted Enrollment	Revised Budgeted Enrollment	Original Budgeted Enrollment	Revised Budgeted Enrollment	Original Budgeted Enrollment
PRIMARY/OTHER	DISTRICT NAME(S)	Actual Enrollment	240		240		240		240
PRIMARY District	NYC CHANCELLOR'S OFFICE	178.281							
SECONDARY District	(Select from drop-down list) →								

[illegible]

8	9	10	11	12

[illegible]

PLAN - FULL TIME EQUIVALE

STAFFING PLAN - FULL TIME EQUIVALENT ("FTE")

**\*NOTE:** Enter the number of FTE positions in the "blue" cells.

**\*NOTE:** Enter the number of FTE positions in the "blue" cells.

**\*NOTE:** If there are NO budget revisions at the time of quarterly submittal leave the 'REVISED' Column(s) COMPLETELY BLANK.

**\*NOTE:**

ADMINISTRATIVE PERSONNEL FTE	ADMINISTRATIVE PERSONNEL FTE
Executive Management	Executive Management
Instructional Management	Instructional Management
Deans, Directors & Coordinators	Deans, Directors & Coordinators
CFO / Director of Finance	CFO / Director of Finance
Operation / Business Manager	Operation / Business Manager
Administrative Staff	Administrative Staff
TOTAL ADMINISTRATIVE STAFF	TOTAL ADMINISTRATIVE STAFF

PRIOR YEAR
2017-18
ACTUAL
1.0
0.5
1.0
3.0
5.5

ANNUAL BUDGETED FTE							
Q1		Q2		Q3		Q4	
Original	Revised	Original	Revised	Original	Revised	Original	Revised
2.0		2.0		2.0		2.0	
1.0		1.0		1.0		1.0	
		0.0		0.0		0.0	
1.0		1.0		1.0		1.0	
4.0		4.0		4.0		4.0	
8.0	0.0	8.0	0.0	8.0	0.0	8.0	0.0

INSTRUCTIONAL PERSONNEL FTE	INSTRUCTIONAL PERSONNEL FTE
Teachers - Regular	Teachers - Regular
Teachers - SPED	Teachers - SPED
Substitute Teachers	Substitute Teachers
Teaching Assistants	Teaching Assistants
Specialty Teachers	Specialty Teachers
Aides	Aides
Therapists & Counselors	Therapists & Counselors
Other	Other
TOTAL INSTRUCTIONAL	TOTAL INSTRUCTIONAL

PRIOR YEAR
2017-18
ACTUAL
7.0
1.0
8.0

ANNUAL BUDGETED FTE							
Q1		Q2		Q3		Q4	
Original	Revised	Original	Revised	Original	Revised	Original	Revised
9.0		9.0		9.0		9.0	
2.0		2.0		2.0		2.0	
		0.0		0.0		0.0	
5.0		5.0		5.0		5.0	
4.0		4.0		4.0		4.0	
		0.0		0.0		0.0	
1.0		1.0		1.0		1.0	
		0.0		0.0		0.0	
21.0	0.0	21.0	0.0	21.0	0.0	21.0	0.0

NON-INSTRUCTIONAL PERSONNEL FTE	NON-INSTRUCTIONAL PERSONNEL FTE
Nurse	Nurse
Librarian	Librarian
Custodian	Custodian
Security	Security
Other	Other
TOTAL NON-INSTRUCTIONAL	TOTAL NON-INSTRUCTIONAL

PRIOR YEAR
2017-18
ACTUAL
1.0
1.0

ANNUAL BUDGETED FTE							
Q1		Q2		Q3		Q4	
Original	Revised	Original	Revised	Original	Revised	Original	Revised
1.0		1.0		1.0		1.0	
1.0	0.0	1.0	0.0	1.0	0.0	1.0	0.0

TOTAL PERSONNEL SERVICE FTE	TOTAL PERSONNEL SERVICE FTE
-----------------------------	-----------------------------

14.5
------

30.0	0.0	30.0	0.0	30.0	0.0	30.0	0.0
------	-----	------	-----	------	-----	------	-----

**JX CHARTER SCHOOL FOR EXCE  
2018-19**

**PLAN - FULL TIME EQUIVALENT**

***\*NOTE:** Enter the number of FTE positions in the "blue" cells.*

*Id be input.*

***\*NOTE:** State the assumptions that are being made for personnel FTE levels.*

ADMINISTRATIVE PERSONNEL FTE	
	Q4
	Actual
Executive Management	
Instructional Management	
Deans, Directors & Coordinators	
CFO / Director of Finance	
Operation / Business Manager	
Administrative Staff	
TOTAL ADMINISTRATIVE STAFF	0.0

Description of Assumptions
2 Principals
1 SpED Coordinator
Director of Operations
2 OA's 2 School Aides

INSTRUCTIONAL PERSONNEL FTE	
	Q4
	Actual
Teachers - Regular	
Teachers - SPED	
Substitute Teachers	
Teaching Assistants	
Specialty Teachers	
Aides	
Therapists & Counselors	
Other	
TOTAL INSTRUCTIONAL	0.0

Description of Assumptions
Educational Associates
PhysEd, Music, CompSci, Art
Social Workers

NON-INSTRUCTIONAL PERSONNEL FTE	
	Q4
	Actual
Nurse	
Librarian	
Custodian	
Security	
Other	
TOTAL NON-INSTRUCTIONAL	0.0

Description of Assumptions

<b>TOTAL PERSONNEL SERVICE FTE</b>	0.0
------------------------------------	-----

--

		BRONX CHARTER SCHOOL FOR EXCELLENCE 2 Budget / Operating Plan 2018-19							
Total Revenue		2,876,071	1,028,498	-	-	1,049,931	-	-	1,048,065
Total Expenses		1,987,216	800,846	-	-	1,003,706	-	-	924,300
Net Income		888,855	227,652	-	-	46,225	-	-	123,764
Actual Student Enrollment		178	240	-	-	240	-	-	240
		Prior Year Actual 2017-18 Revenue Per Pupil	1st Quarter - 7/1 - 9/30			2nd Quarter - 10/1 - 12/31			3rd Quarter - 10/1 - 12/31 Original Budget
			Original Budget	Revised Budget	Variance	Original Budget	Revised Budget	Variance	
REVENUE		Allocate Per Pupil Revenue by Quarter	*NOTE: If there are NO budget revisions at the time of quarterly submittal leave If budget revisions ARE made, the entire "REVISED" budget columns for the affected quarter will be revised.						
REVENUES FROM STATE SOURCES		2018-19	25.0%	25.0%		25.0%	25.0%		25.0%
Per Pupil Revenue	Per Pupil Rate	PPR %/Qtr->							
NYC CHANCELLOR'S OFFICE	15,307	2,589,888	918,420	-	-	918,420	-	-	918,420
-	-	-	-	-	-	-	-	-	-
-	-	-	-	-	-	-	-	-	-
-	-	-	-	-	-	-	-	-	-
-	-	-	-	-	-	-	-	-	-
-	-	-	-	-	-	-	-	-	-
-	-	-	-	-	-	-	-	-	-
-	-	-	-	-	-	-	-	-	-
-	-	-	-	-	-	-	-	-	-
-	-	-	-	-	-	-	-	-	-
-	-	-	-	-	-	-	-	-	-
-	-	-	-	-	-	-	-	-	-
-	-	-	-	-	-	-	-	-	-
-	-	-	-	-	-	-	-	-	-
-	-	-	-	-	-	-	-	-	-
-	-	-	-	-	-	-	-	-	-
ALL OTHER School Districts: ( Weighted Avg )	-	-	-	-	-	-	-	-	-
TOTAL Per Pupil Revenue (Weighted Average Per Pupil Funding)	15,307	2,589,888	918,420	-	-	918,420	-	-	918,420
Special Education Revenue		95,110	23,378		-	23,378		-	23,378
Grants									
Stimulus					-			-	
DYCD (Department of Youth and Community Development)					-			-	
Other					-			-	
NYC DoE Rental Assistance			86,700			86,700			86,700
Other					-			-	
TOTAL REVENUE FROM STATE SOURCES		2,684,998	1,028,498	-	-	1,028,498	-	-	1,028,498
REVENUE FROM FEDERAL FUNDING									
IDEA Special Needs		6,580			-	8,390		-	
Title I					-	12,650		-	18,975
Title Funding - Other		13,135			-	394		-	592
School Food Service (Free Lunch)					-			-	
Grants									

BRONX CHARTER SCHOOL FOR EXCELLENCE 2 Budget / Operating Plan 2018-19								
Total Revenue	2,876,071	1,028,498	-	-	1,049,931	-	-	1,048,065
Total Expenses	1,987,216	800,846	-	-	1,003,706	-	-	924,300
Net Income	888,855	227,652	-	-	46,225	-	-	123,764
Actual Student Enrollment	178	240	-	-	240	-	-	240
	Prior Year Actual 2017-18 Revenue Per Pupil	1st Quarter - 7/1 - 9/30			2nd Quarter - 10/1 - 12/31			3rd Quarter - 1/1 - 3/31
		Original Budget	Revised Budget	Variance	Original Budget	Revised Budget	Variance	Original Budget
Charter School Program (CSP) Planning & Implementation	168,214			-			-	
Other				-			-	
Other				-			-	
TOTAL REVENUE FROM FEDERAL SOURCES	187,929	-	-	-	21,434	-	-	19,567
<b>LOCAL and OTHER REVENUE</b>								
Contributions and Donations	397			-			-	
Fundraising	1,250			-			-	
Erate Reimbursement				-			-	
Earnings on Investments				-			-	
Interest Income				-			-	
Food Service (Income from meals)	1,497			-			-	
Text Book				-			-	
OTHER				-			-	
TOTAL REVENUE FROM LOCAL and OTHER SOURCES	3,144	-	-	-	-	-	-	-
<b>TOTAL REVENUE</b>	<b>2,876,071</b>	<b>1,028,498</b>	<b>-</b>	<b>-</b>	<b>1,049,931</b>	<b>-</b>	<b>-</b>	<b>1,048,065</b>

			BRONX CHARTER SCHOOL FOR EXCELLENCE 2						
			Budget / Operating Plan						
			2018-19						
Total Revenue			2,876,071	1,028,498	-	-	1,049,931	-	1,048,065
Total Expenses			1,987,216	800,846	-	-	1,003,706	-	924,300
Net Income			888,855	227,652	-	-	46,225	-	123,764
Actual Student Enrollment			178	240	-	-	240	-	240
			Prior Year Actual 2017-18 Revenue Per Pupil	1st Quarter - 7/1 - 9/30			2nd Quarter - 10/1 - 12/31		
				Original Budget	Revised Budget	Variance	Original Budget	Revised Budget	3rd Quarter - 1/1 - 3/31 Original Budget
<b>EXPENSES</b>									
<b>ADMINISTRATIVE STAFF PERSONNEL COSTS</b>		Avg. No. of Positions							
Executive Management		-	145,000			-		-	
Instructional Management	2.00		351,511	75,000		-	75,000		75,000
Deans, Directors & Coordinators	1.00			20,000		-	20,000		20,000
CFO / Director of Finance		-				-	-		-
Operation / Business Manager	1.00		109,081			-	-		-
Administrative Staff	4.00			61,809		-	61,809		61,809
TOTAL ADMINISTRATIVE STAFF	8.00		605,592	156,809	-	-	156,809	-	156,809
<b>INSTRUCTIONAL PERSONNEL COSTS</b>									
Teachers - Regular	9.00			58,076		-	116,151		116,151
Teachers - SPED	2.00			16,250		-	32,500		32,500
Substitute Teachers		-				-			-
Teaching Assistants	5.00		19,844	25,000		-	50,000		50,000
Specialty Teachers	4.00		98,052	30,255		-	60,510		60,510
Aides		-				-			-
Therapists & Counselors	1.00			20,000		-	20,000		20,000
Other		-	44,850			-	75,000		-
TOTAL INSTRUCTIONAL	21.00		162,746	149,581	-	-	354,161	-	279,161
<b>NON-INSTRUCTIONAL PERSONNEL COSTS</b>									
Nurse		-				-	-		-
Librarian		-				-	-		-
Custodian	1.00		22,193	11,344		-	11,344		11,344
Security		-				-	-		-
Other		-				-	-		-
TOTAL NON-INSTRUCTIONAL	1.00		22,193	11,344	-	-	11,344	-	11,344
<b>SUBTOTAL PERSONNEL SERVICE COSTS</b>		30.00	790,531	317,733	-	-	522,314	-	447,314
<b>PAYROLL TAXES AND BENEFITS</b>									
Payroll Taxes			57,973	24,307		-	39,957		34,219
Fringe / Employee Benefits			84,552	91,134		-	91,134		91,134

		BRONX CHARTER SCHOOL FOR EXCELLENCE 2 Budget / Operating Plan 2018-19							
Total Revenue		2,876,071	1,028,498	-	-	1,049,931	-	-	1,048,065
Total Expenses		1,987,216	800,846	-	-	1,003,706	-	-	924,300
Net Income		888,855	227,652	-	-	46,225	-	-	123,764
Actual Student Enrollment		178	240	-	-	240	-	-	240
		Prior Year Actual 2017-18 Revenue Per Pupil	1st Quarter - 7/1 - 9/30			2nd Quarter - 10/1 - 12/31			3rd Quarter - 1/1 - 3/31
			Original Budget	Revised Budget	Variance	Original Budget	Revised Budget	Variance	Original Budget
Retirement / Pension		3,079	12,584		-	12,584		-	12,584
TOTAL PAYROLL TAXES AND BENEFITS		145,604	128,024	-	-	143,675	-	-	137,937
TOTAL PERSONNEL SERVICE COSTS	30.00	936,135	445,757	-	-	665,988	-	-	585,251
CONTRACTED SERVICES									
Accounting / Audit		1,665			-			-	
Legal		3,333	1,030		-	1,030		-	1,030
Management Company Fee		287,142	120,436		-	120,436		-	120,436
Nurse Services					-			-	
Food Service / School Lunch					-			-	
Payroll Services		6,507	2,011		-	2,011		-	2,011
Special Ed Services					-			-	
Titlement Services (i.e. Title I)					-			-	
Other Purchased / Professional / Consulting		92,143	36,086		-	49,594		-	49,594
TOTAL CONTRACTED SERVICES		390,790	159,563	-	-	173,070	-	-	173,070

	BRONX CHARTER SCHOOL FOR EXCELLENCE 2 Budget / Operating Plan 2018-19							
Total Revenue	2,876,071	1,028,498	-	-	1,049,931	-	-	1,048,065
Total Expenses	1,987,216	800,846	-	-	1,003,706	-	-	924,300
Net Income	888,855	227,652	-	-	46,225	-	-	123,764
Actual Student Enrollment	178	240	-	-	240	-	-	240
	Prior Year Actual 2017-18 Revenue Per Pupil	1st Quarter - 7/1 - 9/30			2nd Quarter - 10/1 - 12/31			3rd Quarter - 1/1 - 3/31
		Original Budget	Revised Budget	Variance	Original Budget	Revised Budget	Variance	Original Budget
<b>SCHOOL OPERATIONS</b>								
Board Expenses				-			-	
Classroom / Teaching Supplies & Materials	18,129	11,708		-	2,788		-	2,788
Special Ed Supplies & Materials	231			-			-	
Textbooks / Workbooks	56,042			-			-	
Supplies & Materials other		40,407		-	9,621		-	9,621
Equipment / Furniture	1,949	10,442		-	10,442		-	10,442
Telephone	5,651	1,633		-	1,633		-	1,633
Technology	5,704	132		-	397		-	397
Student Testing & Assessment	2,682	1,243		-	1,243		-	
Field Trips	4,599	568		-	1,705		-	1,705
Transportation (student)	51	1,030		-			-	
Student Services - other	8,729	2,130		-	6,006		-	6,006
Office Expense	21,035	4,987		-	4,987		-	4,987
Staff Development	10,054	1,682		-	5,047		-	5,047
Staff Recruitment				-	1,545		-	3,090
Student Recruitment / Marketing	734	2,060		-	1,030		-	2,060
School Meals / Lunch				-			-	
Travel (Staff)	25	99		-	298		-	298
Fundraising	351			-			-	
Other		251		-	752		-	752
TOTAL SCHOOL OPERATIONS	135,966	78,372	-	-	47,493	-	-	48,825
<b>FACILITY OPERATION &amp; MAINTENANCE</b>								
Insurance	14,061	4,345		-	4,345		-	4,345
Janitorial	90,786			-			-	
Building and Land Rent / Lease / Facility Finance Interest	339,596	86,700		-	86,700		-	86,700
Repairs & Maintenance	26,490	9,140		-	9,140		-	9,140
Equipment / Furniture	10,082	4,635		-	4,635		-	4,635
Security	7,522	3,090		-	3,090		-	3,090
Utilities	35,788	9,245		-	9,245		-	9,245
TOTAL FACILITY OPERATION & MAINTENANCE	524,325	117,154	-	-	117,154	-	-	117,154
<b>DEPRECIATION &amp; AMORTIZATION</b>				-			-	
<b>RESERVES / CONTINGENCY</b>				-			-	

	BRONX CHARTER SCHOOL FOR EXCELLENCE 2 Budget / Operating Plan 2018-19							
Total Revenue	2,876,071	1,028,498	-	-	1,049,931	-	-	1,048,065
Total Expenses	1,987,216	800,846	-	-	1,003,706	-	-	924,300
Net Income	888,855	227,652	-	-	46,225	-	-	123,764
Actual Student Enrollment	178	240	-	-	240	-	-	240
	Prior Year Actual 2017-18 Revenue Per Pupil	1st Quarter - 7/1 - 9/30			2nd Quarter - 10/1 - 12/31			3rd C
		Original Budget	Revised Budget	Variance	Original Budget	Revised Budget	Variance	Original Budget
DEFERRED RENT								
TOTAL EXPENSES	<u>1,987,216</u>	<u>800,846</u>	-	-	<u>1,003,706</u>	-	-	<u>924,300</u>
NET INCOME	<u>888,855</u>	<u>227,652</u>	-	-	<u>46,225</u>	-	-	<u>123,764</u>

	BRONX CHARTER SCHOOL FOR EXCELLENCE 2 Budget / Operating Plan 2018-19							
Total Revenue	2,876,071	1,028,498	-	-	1,049,931	-	-	1,048,866 C
Total Expenses	1,987,216	800,846	-	-	1,003,706	-	-	924,300
Net Income	888,855	227,652	-	-	46,225	-	-	123,764
Actual Student Enrollment	178	240	-	-	240	-	-	240
	Prior Year Actual 2017-18 Revenue Per Pupil	1st Quarter - 7/1 - 9/30			2nd Quarter - 10/1 - 12/31			3rd Quarter - 1/1 - 3/31
		Original Budget	Revised Budget	Variance	Original Budget	Revised Budget	Variance	Original Budget
ENROLLMENT - *School Districts Are Linked To Above Entries*								
Number of Districts:	1	1	-	-	1	-	-	1
NYC CHANCELLOR'S OFFICE	178	240	-	-	240	-	-	240
-	-	-	-	-	-	-	-	-
-	-	-	-	-	-	-	-	-
-	-	-	-	-	-	-	-	-
-	-	-	-	-	-	-	-	-
-	-	-	-	-	-	-	-	-
-	-	-	-	-	-	-	-	-
-	-	-	-	-	-	-	-	-
-	-	-	-	-	-	-	-	-
-	-	-	-	-	-	-	-	-
-	-	-	-	-	-	-	-	-
-	-	-	-	-	-	-	-	-
-	-	-	-	-	-	-	-	-
-	-	-	-	-	-	-	-	-
ALL OTHER School Districts: ( Weighted Avg )	-	-	-	-	-	-	-	-
TOTAL ENROLLMENT	178	240	-	-	240	-	-	240
REVENUE PER PUPIL	16,132	4,285	-	-	4,375	-	-	4,367
EXPENSES PER PUPIL	11,147	3,337	-	-	4,182	-	-	3,851



<b>Total Revenue</b>	-	-	<b>1,181,346</b>	-	-
<b>Total Expenses</b>	-	-	<b>1,243,034</b>	-	-
<b>Net Income</b>	-	-	<b>(61,688)</b>	-	-
<b>Actual Student Enrollment</b>	-	-	<b>240</b>	-	-
	<b>Quarter - 1/1 - 3/31</b>		<b>4th Quarter - 4/1 - 6/30</b>		
	<b>Revised Budget</b>	<b>Variance</b>	<b>Original Budget</b>	<b>Revised Budget</b>	<b>Variance</b>
Charter School Program (CSP) Planning & Implementation		-			-
Other		-			-
Other		-			-
<b>TOTAL REVENUE FROM FEDERAL SOURCES</b>	-	-	32,611	-	-
<b>LOCAL and OTHER REVENUE</b>					
Contributions and Donations		-			-
Fundraising		-			-
Erate Reimbursement		-			-
Earnings on Investments		-			-
Interest Income		-			-
Food Service (Income from meals)		-			-
Text Book		-	18,757		-
OTHER		-			-
<b>TOTAL REVENUE FROM LOCAL and OTHER SOURCES</b>	-	-	18,757	-	-
<b>TOTAL REVENUE</b>	-	-	<b>1,181,346</b>	-	-

<b>Total Revenue</b>			-	-	1,181,346
<b>Total Expenses</b>			-	-	1,243,034
<b>Net Income</b>			-	-	(61,688)
<b>Actual Student Enrollment</b>			-	-	240
			<b>Quarter - 1/1 - 3/31</b>		<b>4th Quarter - 4/1 - 6/30</b>
			<b>Revised Budget</b>	<b>Variance</b>	<b>Original Budget</b>
					<b>Revised Budget</b>
					<b>Variance</b>
<b>EXPENSES</b>					
<b>ADMINISTRATIVE STAFF PERSONNEL COSTS</b>		Avg. No. of Positions			
Executive Management	-			-	-
Instructional Management	2.00			-	75,000
Deans, Directors & Coordinators	1.00			-	20,000
CFO / Director of Finance	-			-	-
Operation / Business Manager	1.00			-	-
Administrative Staff	4.00			-	61,809
<b>TOTAL ADMINISTRATIVE STAFF</b>	<b>8.00</b>		-	-	156,809
<b>INSTRUCTIONAL PERSONNEL COSTS</b>					
Teachers - Regular	9.00			-	174,227
Teachers - SPED	2.00			-	48,750
Substitute Teachers	-			-	-
Teaching Assistants	5.00			-	75,000
Specialty Teachers	4.00			-	90,765
Aides	-			-	-
Therapists & Counselors	1.00			-	20,000
Other	-			-	-
<b>TOTAL INSTRUCTIONAL</b>	<b>21.00</b>		-	-	408,742
<b>NON-INSTRUCTIONAL PERSONNEL COSTS</b>					
Nurse	-			-	-
Librarian	-			-	-
Custodian	1.00			-	11,344
Security	-			-	-
Other	-			-	-
<b>TOTAL NON-INSTRUCTIONAL</b>	<b>1.00</b>		-	-	11,344
<b>SUBTOTAL PERSONNEL SERVICE COSTS</b>		30.00	-	-	576,894
<b>PAYROLL TAXES AND BENEFITS</b>					
Payroll Taxes				-	44,132
Fringe / Employee Benefits				-	91,134

<b>Total Revenue</b>		-	-	1,181,346	- -
<b>Total Expenses</b>		-	-	1,243,034	- -
<b>Net Income</b>		-	-	(61,688)	- -
<b>Actual Student Enrollment</b>		-	-	240	- -
		<b>Quarter - 1/1 - 3/31</b>		<b>4th Quarter - 4/1 - 6/30</b>	
		<b>Revised Budget</b>	<b>Variance</b>	<b>Original Budget</b>	<b>Revised Budget      Variance</b>
Retirement / Pension			-	12,584	-
TOTAL PAYROLL TAXES AND BENEFITS		-	-	147,850	-
<b>TOTAL PERSONNEL SERVICE COSTS</b>		-	-	724,744	-
<b>CONTRACTED SERVICES</b>			-		-
Accounting / Audit			-	1,030	-
Legal			-	120,436	-
Management Company Fee			-		-
Nurse Services			-		-
Food Service / School Lunch			-		-
Payroll Services			-	2,011	-
Special Ed Services			-		-
Titlement Services (i.e. Title I)			-		-
Other Purchased / Professional / Consulting			-	49,594	-
<b>TOTAL CONTRACTED SERVICES</b>		-	-	173,070	-

<b>Total Revenue</b>	-	-	1,181,346	-	-
<b>Total Expenses</b>	-	-	1,243,034	-	-
<b>Net Income</b>	-	-	(61,688)	-	-
<b>Actual Student Enrollment</b>	-	-	240	-	-
	<b>Quarter - 1/1 - 3/31</b>		<b>4th Quarter - 4/1 - 6/30</b>		
	<b>Revised Budget</b>	<b>Variance</b>	<b>Original Budget</b>	<b>Revised Budget</b>	<b>Variance</b>
<b>SCHOOL OPERATIONS</b>					
Board Expenses		-			-
Classroom / Teaching Supplies & Materials		-	2,788		-
Special Ed Supplies & Materials		-			-
Textbooks / Workbooks		-	18,757		-
Supplies & Materials other		-	9,621		-
Equipment / Furniture		-	10,442		-
Telephone		-	1,633		-
Technology		-	397		-
Student Testing & Assessment		-	2,486		-
Field Trips		-	1,705		-
Transportation (student)		-			-
Student Services - other		-	5,622		-
Office Expense		-	4,987		-
Staff Development		-	5,047		-
Staff Recruitment		-	1,545		-
Student Recruitment / Marketing		-	1,030		-
School Meals / Lunch		-			-
Travel (Staff)		-	298		-
Fundraising		-			-
Other		-	752		-
<b>TOTAL SCHOOL OPERATIONS</b>	-	-	67,110	-	-
<b>FACILITY OPERATION &amp; MAINTENANCE</b>					
Insurance		-	4,345		-
Janitorial		-			-
Building and Land Rent / Lease / Facility Finance Interest		-	86,700		-
Repairs & Maintenance		-	9,140		-
Equipment / Furniture		-	4,635		-
Security		-	3,090		-
Utilities		-	9,245		-
<b>TOTAL FACILITY OPERATION &amp; MAINTENANCE</b>	-	-	117,154	-	-
<b>DEPRECIATION &amp; AMORTIZATION</b>		-	160,956		-
<b>RESERVES / CONTINGENCY</b>		-			-

Total Revenue	-	-	1,181,346	-	-
Total Expenses	-	-	1,243,034	-	-
Net Income	-	-	(61,688)	-	-
Actual Student Enrollment	-	-	240	-	-
	Quarter - 1/1 - 3/31		4th Quarter - 4/1 - 6/30		
	Revised Budget	Variance	Original Budget	Revised Budget	Variance
DEFERRED RENT					
TOTAL EXPENSES	-	-	1,243,034	-	-
NET INCOME	-	-	(61,688)	-	-

Total Revenue	Quarter - 1/1 - 3/31	-	1,181,346	-	-
Total Expenses	-	-	1,243,034	-	-
Net Income	-	-	(61,688)	-	-
Actual Student Enrollment	-	-	240	-	-
	Quarter - 1/1 - 3/31	4th Quarter - 4/1 - 6/30			
	Revised Budget	Variance	Original Budget	Revised Budget	Variance
<b>ENROLLMENT - *School Districts Are Linked To Above Entries*</b> <b>Number of Districts:</b> NYC CHANCELLOR'S OFFICE - - - - - - - - - - - - - - - - - ALL OTHER School Districts: ( Weighted Avg )	-	-	1	-	-
	-	-	240	-	-
	-	-	-	-	-
	-	-	-	-	-
	-	-	-	-	-
	-	-	-	-	-
	-	-	-	-	-
	-	-	-	-	-
	-	-	-	-	-
	-	-	-	-	-
	-	-	-	-	-
	-	-	-	-	-
	-	-	-	-	-
	-	-	-	-	-
	-	-	-	-	-
	-	-	-	-	-
	-	-	-	-	-
	-	-	-	-	-
	-	-	-	-	-
	-	-	-	-	-
	-	-	-	-	-
	-	-	-	-	-
	-	-	-	-	-
<b>TOTAL ENROLLMENT</b>	-	-	<b>240</b>	-	-
<b>REVENUE PER PUPIL</b>	-	-	<b>4,922</b>	-	-
<b>EXPENSES PER PUPIL</b>	-	-	<b>5,179</b>	-	-

		BRONX CHARTER SCHOOL FUNDING				
		Budget / Operating Plan				
		2018-19				
Total Revenue		4,307,839	4,307,839	-	1,431,768	1,431,768
Total Expenses		3,971,886	3,971,886	-	(1,984,670)	(1,984,670)
Net Income		335,953	335,953	-	(552,902)	(552,902)
Actual Student Enrollment						
		Total Year			VARIANCE	
		Original Budget	Revised Budget	Variance	Original Budget vs. PY Budget	Revised Budget vs. PY Budget
REVENUE						
REVENUES FROM STATE SOURCES		2018-19				
Per Pupil Revenue	Per Pupil Rate					
NYC CHANCELLOR'S OFFICE	15,307	3,673,680	3,673,680	-	1,083,792	1,083,792
-	-	-	-	-	-	-
-	-	-	-	-	-	-
-	-	-	-	-	-	-
-	-	-	-	-	-	-
-	-	-	-	-	-	-
-	-	-	-	-	-	-
-	-	-	-	-	-	-
-	-	-	-	-	-	-
-	-	-	-	-	-	-
-	-	-	-	-	-	-
-	-	-	-	-	-	-
-	-	-	-	-	-	-
-	-	-	-	-	-	-
-	-	-	-	-	-	-
ALL OTHER School Districts: ( Weighted Avg )	-	-	-	-	-	-
TOTAL Per Pupil Revenue (Weighted Average Per Pupil Funding)	15,307	3,673,680	3,673,680	-	1,083,792	1,083,792
Special Education Revenue		93,510	93,510	-	(1,600)	(1,600)
Grants						
Stimulus		-	-	-	-	-
DYCD (Department of Youth and Community Development)		-	-	-	-	-
Other		-	-	-	-	-
NYC DoE Rental Assistance		346,800	346,800	-	346,800	346,800
Other		101,480	101,480	-	101,480	101,480
TOTAL REVENUE FROM STATE SOURCES		4,215,470	4,215,470	-	1,530,472	1,530,472
REVENUE FROM FEDERAL FUNDING						
IDEA Special Needs		8,390	8,390	-	1,810	1,810
Title I		63,250	63,250	-	63,250	63,250
Title Funding - Other		1,972	1,972	-	(11,163)	(11,163)
School Food Service (Free Lunch)		-	-	-	-	-
Grants						

Page 25 of 64

## DESCRIPTION OF ASSUMPTIONS

**BRONX CHARTER SCHOOL FOR EXCELLENCE 2**  
**Budget / Operating Plan**

**2018-19**

<b>Total Revenue</b>	<b>4,307,839</b>	<b>4,307,839</b>	<b>-</b>	<b>1,431,768</b>	<b>1,431,768</b>
<b>Total Expenses</b>	<b>3,971,886</b>	<b>3,971,886</b>	<b>-</b>	<b>(1,984,670)</b>	<b>(1,984,670)</b>
<b>Net Income</b>	<b>335,953</b>	<b>335,953</b>	<b>-</b>	<b>(552,902)</b>	<b>(552,902)</b>
<b>Actual Student Enrollment</b>					

	Total Year			VARIANCE	
	Original Budget	Revised Budget	Variance	Original Budget vs. PY Budget	Revised Budget vs. PY Budget
Charter School Program (CSP) Planning & Implementation	-	-	-	(168,214)	(168,214)
Other	-	-	-	-	-
Other	-	-	-	-	-
<b>TOTAL REVENUE FROM FEDERAL SOURCES</b>	<b>73,612</b>	<b>73,612</b>	<b>-</b>	<b>(114,317)</b>	<b>(114,317)</b>
<b>LOCAL and OTHER REVENUE</b>					
Contributions and Donations	-	-	-	(397)	(397)
Fundraising	-	-	-	(1,250)	(1,250)
Erate Reimbursement	-	-	-	-	-
Earnings on Investments	-	-	-	-	-
Interest Income	-	-	-	-	-
Food Service (Income from meals)	-	-	-	(1,497)	(1,497)
Text Book	18,757	18,757	-	18,757	18,757
OTHER	-	-	-	-	-
<b>TOTAL REVENUE FROM LOCAL and OTHER SOURCES</b>	<b>18,757</b>	<b>18,757</b>	<b>-</b>	<b>15,613</b>	<b>15,613</b>
<b>TOTAL REVENUE</b>	<b>4,307,839</b>	<b>4,307,839</b>	<b>-</b>	<b>1,431,768</b>	<b>1,431,768</b>

**DESCRIPTION OF ASSUMPTIONS**

			BRONX CHARTER SCHOOL FOR EXCELLENCE 2					DESCRIPTION OF ASSUMPTIONS
			Budget / Operating Plan					
			2018-19					
Total Revenue			4,307,839	4,307,839	-	1,431,768	1,431,768	
Total Expenses			3,971,886	3,971,886	-	(1,984,670)	(1,984,670)	
Net Income			335,953	335,953	-	(552,902)	(552,902)	
Actual Student Enrollment								
			Total Year			VARIANCE		
			Original Budget	Revised Budget	Variance	Original Budget vs. PY Budget	Revised Budget vs. PY Budget	
EXPENSES								
ADMINISTRATIVE STAFF PERSONNEL COSTS								
	Avg. No. of Positions							
Executive Management	-		-	-	-	145,000	145,000	
Instructional Management	2.00		300,000	300,000	-	51,511	51,511	2 Principals
Deans, Directors & Coordinators	1.00		80,000	80,000	-	(80,000)	(80,000)	1 SpED Coordinator
CFO / Director of Finance	-		-	-	-	-	-	
Operation / Business Manager	1.00		-	-	-	109,081	109,081	
Administrative Staff	4.00		247,236	247,236	-	(247,236)	(247,236)	2 OA's 2 School Aides
TOTAL ADMINISTRATIVE STAFF	8.00		627,236	627,236	-	(21,644)	(21,644)	
INSTRUCTIONAL PERSONNEL COSTS								
Teachers - Regular	9.00		464,605	464,605	-	(464,605)	(464,605)	
Teachers - SPED	2.00		130,000	130,000	-	(130,000)	(130,000)	
Substitute Teachers	-		-	-	-	-	-	
Teaching Assistants	5.00		200,000	200,000	-	(180,156)	(180,156)	Educational Associates
Specialty Teachers	4.00		242,039	242,039	-	(143,987)	(143,987)	
Aides	-		-	-	-	-	-	
Therapists & Counselors	1.00		80,000	80,000	-	(80,000)	(80,000)	Social Workers
Other	-		75,000	75,000	-	(30,150)	(30,150)	Bonuses
TOTAL INSTRUCTIONAL	21.00		1,191,644	1,191,644	-	(1,028,899)	(1,028,899)	
NON-INSTRUCTIONAL PERSONNEL COSTS								
Nurse	-		-	-	-	-	-	
Librarian	-		-	-	-	-	-	
Custodian	1.00		45,374	45,374	-	(23,181)	(23,181)	
Security	-		-	-	-	-	-	
Other	-		-	-	-	-	-	
TOTAL NON-INSTRUCTIONAL	1.00		45,374	45,374	-	(23,181)	(23,181)	
SUBTOTAL PERSONNEL SERVICE COSTS			30.00			1,864,254	1,864,254	
						-	(1,073,723)	(1,073,723)
PAYROLL TAXES AND BENEFITS								
Payroll Taxes			142,615	142,615	-	(84,642)	(84,642)	
Fringe / Employee Benefits			364,536	364,536	-	(279,984)	(279,984)	

**BRONX CHARTER SCHOOL FOR EXCELLENCE 2**  
**Budget / Operating Plan**  
**2018-19**

<b>Total Revenue</b>	<b>4,307,839</b>	<b>4,307,839</b>	<b>-</b>	<b>1,431,768</b>	<b>1,431,768</b>
<b>Total Expenses</b>	<b>3,971,886</b>	<b>3,971,886</b>	<b>-</b>	<b>(1,984,670)</b>	<b>(1,984,670)</b>
<b>Net Income</b>	<b>335,953</b>	<b>335,953</b>	<b>-</b>	<b>(552,902)</b>	<b>(552,902)</b>
<b>Actual Student Enrollment</b>					
	<b>Total Year</b>			<b>VARIANCE</b>	
	<b>Original Budget</b>	<b>Revised Budget</b>	<b>Variance</b>	<b>Original Budget vs. PY Budget</b>	<b>Revised Budget vs. PY Budget</b>
Retirement / Pension	50,335	50,335	-	(47,256)	(47,256)
TOTAL PAYROLL TAXES AND BENEFITS	557,486	557,486	-	(411,882)	(411,882)
<b>TOTAL PERSONNEL SERVICE COSTS</b>	2,421,741	2,421,741	-	(1,485,606)	(1,485,606)
<b>CONTRACTED SERVICES</b>					
Accounting / Audit	-	-	-	1,665	1,665
Legal	4,119	4,119	-	(786)	(786)
Management Company Fee	481,744	481,744	-	(194,602)	(194,602)
Nurse Services	-	-	-	-	-
Food Service / School Lunch	-	-	-	-	-
Payroll Services	8,042	8,042	-	(1,535)	(1,535)
Special Ed Services	-	-	-	-	-
Titlement Services (i.e. Title I)	-	-	-	-	-
Other Purchased / Professional / Consulting	184,868	184,868	-	(92,724)	(92,724)
TOTAL CONTRACTED SERVICES	678,773	678,773	-	(287,983)	(287,983)

**DESCRIPTION OF ASSUMPTIONS**

**BRONX CHARTER SCHOOL FOR EXCELLENCE 2**  
**Budget / Operating Plan**  
**2018-19**

<b>Total Revenue</b>	<b>4,307,839</b>	<b>4,307,839</b>	<b>-</b>	<b>1,431,768</b>	<b>1,431,768</b>
<b>Total Expenses</b>	<b>3,971,886</b>	<b>3,971,886</b>	<b>-</b>	<b>(1,984,670)</b>	<b>(1,984,670)</b>
<b>Net Income</b>	<b>335,953</b>	<b>335,953</b>	<b>-</b>	<b>(552,902)</b>	<b>(552,902)</b>
<b>Actual Student Enrollment</b>					

Total Year			VARIANCE	
Original Budget	Revised Budget	Variance	Original Budget vs. PY Budget	Revised Budget vs. PY Budget

**DESCRIPTION OF ASSUMPTIONS**

**SCHOOL OPERATIONS**

Board Expenses	-	-	-	-	-
Classroom / Teaching Supplies & Materials	20,070	20,070	-	(1,941)	(1,941)
Special Ed Supplies & Materials	-	-	-	231	231
Textbooks / Workbooks	18,757	18,757	-	37,285	37,285
Supplies & Materials other	69,268	69,268	-	(69,268)	(69,268)
Equipment / Furniture	41,769	41,769	-	(39,820)	(39,820)
Telephone	6,533	6,533	-	(882)	(882)
Technology	1,323	1,323	-	4,381	4,381
Student Testing & Assessment	4,972	4,972	-	(2,290)	(2,290)
Field Trips	5,684	5,684	-	(1,085)	(1,085)
Transportation (student)	1,030	1,030	-	(980)	(980)
Student Services - other	19,763	19,763	-	(11,034)	(11,034)
Office Expense	19,946	19,946	-	1,089	1,089
Staff Development	16,823	16,823	-	(6,769)	(6,769)
Staff Recruitment	6,180	6,180	-	(6,180)	(6,180)
Student Recruitment / Marketing	6,180	6,180	-	(5,446)	(5,446)
School Meals / Lunch	-	-	-	-	-
Travel (Staff)	993	993	-	(968)	(968)
Fundraising	-	-	-	351	351
Other	2,507	2,507	-	(2,507)	(2,507)
<b>TOTAL SCHOOL OPERATIONS</b>	<b>241,800</b>	<b>241,800</b>	<b>-</b>	<b>(105,833)</b>	<b>(105,833)</b>

Incl: Sports Teams, school events, extra curricular, student Council

**FACILITY OPERATION & MAINTENANCE**

Insurance	17,379	17,379	-	(3,318)	(3,318)
Janitorial	-	-	-	90,786	90,786
Building and Land Rent / Lease / Facility Finance Interest	346,800	346,800	-	(7,204)	(7,204)
Repairs & Maintenance	36,558	36,558	-	(10,068)	(10,068)
Equipment / Furniture	18,540	18,540	-	(8,459)	(8,459)
Security	12,360	12,360	-	(4,838)	(4,838)
Utilities	36,979	36,979	-	(1,191)	(1,191)
<b>TOTAL FACILITY OPERATION &amp; MAINTENANCE</b>	<b>468,616</b>	<b>468,616</b>	<b>-</b>	<b>55,708</b>	<b>55,708</b>

**DEPRECIATION & AMORTIZATION**

	160,956	160,956	-	(160,956)	(160,956)
--	---------	---------	---	-----------	-----------

**RESERVES / CONTINGENCY**

**BRONX CHARTER SCHOOL FOR EXCELLENCE 2**  
**Budget / Operating Plan**

**2018-19**

Total Revenue	4,307,839	4,307,839	-	1,431,768	1,431,768
Total Expenses	3,971,886	3,971,886	-	(1,984,670)	(1,984,670)
Net Income	335,953	335,953	-	(552,902)	(552,902)
Actual Student Enrollment					

	Total Year			VARIANCE	
	Original Budget	Revised Budget	Variance	Original Budget vs. PY Budget	Revised Budget vs. PY Budget
DEFERRED RENT					
TOTAL EXPENSES	<u>3,971,886</u>	<u>3,971,886</u>	-	<u>(1,984,670)</u>	<u>(1,984,670)</u>
NET INCOME	<u>335,953</u>	<u>335,953</u>	-	<u>(552,902)</u>	<u>(552,902)</u>

**DESCRIPTION OF ASSUMPTIONS**

		BRONX CHARTER SCHOOL FOR EXCELLENCE 2					DESCRIPTION OF ASSUMPTIONS
		Budget / Operating Plan			2018-19		
Total Revenue	4,307,839	4,307,839	-	1,431,768	1,431,768		
Total Expenses	3,971,886	3,971,886	-	(1,984,670)	(1,984,670)		
Net Income	335,953	335,953	-	(552,902)	(552,902)		
Actual Student Enrollment							
	Total Year			VARIANCE			
	Original Budget	Revised Budget	Variance	Original Budget vs. PY Budget	Revised Budget vs. PY Budget		
ENROLLMENT - *School Districts Are Linked To Above Entries*							
Number of Districts:							
NYC CHANCELLOR'S OFFICE							
-							
-							
-							
-							
-							
-							
-							
-							
-							
-							
-							
ALL OTHER School Districts: ( Weighted Avg )							
TOTAL ENROLLMENT							
REVENUE PER PUPIL							
EXPENSES PER PUPIL							

	BRONX CHARTER SCHOOL FOR EXCELLENCE 2 Budget / Operating Plan 2018-19							
Total Revenue	2,876,071	1,028,498	-	-	1,049,931	-	-	1,048,065
Total Expenses	1,987,216	800,846	-	-	1,003,706	-	-	924,300
Net Income	888,855	227,652	-	-	46,225	-	-	123,764
Actual Student Enrollment	178	240	-	-	240	-	-	240
	Prior Year Actual 2017-18 Revenue Per Pupil	1st Quarter - 7/1 - 9/30			2nd Quarter - 10/1 - 12/31			3rd Quarter - 1/1 - 3/31
		Original Budget	Revised Budget	Variance	Original Budget	Revised Budget	Variance	Original Budget
<b>CASH FLOW ADJUSTMENTS</b>								
OPERATING ACTIVITIES {enter descriptions below}								
Example - Add Back Depreciation	-	-	-	-	-	-	-	-
Other	-	-	-	-	-	-	-	-
Total Operating Activities	-	-	-	-	-	-	-	-
INVESTMENT ACTIVITIES {enter descriptions below}								
Example - Subtract Property and Equipment Expenditures	-	-	-	-	-	-	-	-
Other	-	-	-	-	-	-	-	-
Total Investment Activities	-	-	-	-	-	-	-	-
FINANCING ACTIVITIES {enter descriptions below}								
Example - Add Expected Proceeds from a Loan or Line of Credit	-	-	-	-	-	-	-	-
Other	-	-	-	-	-	-	-	-
Total Financing Activities	-	-	-	-	-	-	-	-
Total Cash Flow Adjustments	-	-	-	-	-	-	-	-
NET INCOME	888,855	227,652	-	-	46,225	-	-	123,764
Beginning Cash Balance	-	888,855	-	-	1,116,507	-	-	1,162,733
ENDING CASH BALANCE	888,855	1,116,507	-	-	1,162,733	-	-	1,286,497

<b>Total Revenue</b>	-	-	1,181,346	-	-
<b>Total Expenses</b>	-	-	1,243,034	-	-
<b>Net Income</b>	-	-	(61,688)	-	-
<b>Actual Student Enrollment</b>	-	-	240	-	-
	<b>Quarter - 1/1 - 3/31</b>		<b>4th Quarter - 4/1 - 6/30</b>		
	<b>Revised Budget</b>	<b>Variance</b>	<b>Original Budget</b>	<b>Revised Budget</b>	<b>Variance</b>
<b>CASH FLOW ADJUSTMENTS</b>					
OPERATING ACTIVITIES { <i>enter descriptions below</i> }					
Example - Add Back Depreciation	-	-	-	-	-
Other	-	-	-	-	-
Total Operating Activities	-	-	-	-	-
INVESTMENT ACTIVITIES { <i>enter descriptions below</i> }					
Example - Subtract Property and Equipment Expenditures	-	-	-	-	-
Other	-	-	-	-	-
Total Investment Activities	-	-	-	-	-
FINANCING ACTIVITIES { <i>enter descriptions below</i> }					
Example - Add Expected Proceeds from a Loan or Line of Credit	-	-	-	-	-
Other	-	-	-	-	-
Total Financing Activities	-	-	-	-	-
<b>Total Cash Flow Adjustments</b>	-	-	-	-	-
<b>NET INCOME</b>	-	-	(61,688)	-	-
<b>Beginning Cash Balance</b>	-	-	1,286,497	-	-
<b>ENDING CASH BALANCE</b>	-	-	1,224,808	-	-

		BRONX CHARTER SCHOOL FOR EXCELLENCE 2					DESCRIPTION OF ASSUMPTIONS
		Budget / Operating Plan				2018-19	
Total Revenue	4,307,839	4,307,839	-	1,431,768	1,431,768		
Total Expenses	3,971,886	3,971,886	-	(1,984,670)	(1,984,670)		
Net Income	335,953	335,953	-	(552,902)	(552,902)		
Actual Student Enrollment							
		Total Year			VARIANCE		
		Original Budget	Revised Budget	Variance	Original Budget vs. PY Budget	Revised Budget vs. PY Budget	
CASH FLOW ADJUSTMENTS							
OPERATING ACTIVITIES {enter descriptions below}							
Example - Add Back Depreciation		-	-	-	-	-	
Other		-	-	-	-	-	
Total Operating Activities		-	-	-	-	-	
INVESTMENT ACTIVITIES {enter descriptions below}							
Example - Subtract Property and Equipment Expenditures		-	-	-	-	-	
Other		-	-	-	-	-	
Total Investment Activities		-	-	-	-	-	
FINANCING ACTIVITIES {enter descriptions below}							
Example - Add Expected Proceeds from a Loan or Line of Credit		-	-	-	-	-	
Other		-	-	-	-	-	
Total Financing Activities		-	-	-	-	-	
Total Cash Flow Adjustments		-	-	-	-	-	
NET INCOME		335,953	335,953	-	(552,902)	(552,902)	
Beginning Cash Balance		888,855	888,855	-	888,855	888,855	
ENDING CASH BALANCE		1,224,808	1,224,808	-	335,953	335,953	

# BRONX CHARTER SCHOOL FOR EXCELLENCE 2

DO NOT ENTER BALANCE SHEET DATA ON THIS  
TEMPLATE

Balance sheet data should for the Ed Corp:  
Bronx Charter School for Excellence (Combined)  
should be entered on the template for  
Bronx Charter School for Excellence.

## BALANCE SHEET

2018-19

	Prior Year	Q1	Q2	Q3	Q4
	2017-18	As of 9/30	As of 12/31	As of 3/31	As of 6/30
<b><u>ASSETS</u></b>					
<b><u>CURRENT ASSETS</u></b>					
Cash and cash equivalents	-	-	-	-	-
Grants and contracts receivable	-	-	-	-	-
Accounts receivables	-	-	-	-	-
Prepaid Expenses	-	-	-	-	-
Contributions and other receivables	-	-	-	-	-
<b>TOTAL CURRENT ASSETS</b>	-	-	-	-	-
<b><u>PROPERTY, BUILDING AND EQUIPMENT, net</u></b>	-	-	-	-	-
<b><u>OTHER ASSETS</u></b>	-	-	-	-	-
<b>TOTAL ASSETS</b>	-	-	-	-	-
<b><u>LIABILITIES AND NET ASSETS</u></b>					
<b><u>CURRENT LIABILITIES</u></b>					
Accounts payable and accrued expenses	-	-	-	-	-
Accrued payroll and benefits	-	-	-	-	-
Deferred Revenue	-	-	-	-	-
Current maturities of long-term debt	-	-	-	-	-
Short Term Debt - Bonds, Notes Payable	-	-	-	-	-
Other	-	-	-	-	-
<b>TOTAL CURRENT LIABILITIES</b>	-	-	-	-	-
<b><u>LONG-TERM DEBT and NOTES PAYABLE, net current maturities</u></b>	-	-	-	-	-
<b>TOTAL LIABILITIES</b>	-	-	-	-	-
<b><u>NET ASSETS</u></b>					
Unrestricted	-	-	-	-	-
Temporarily restricted	-	-	-	-	-
<b>TOTAL NET ASSETS</b>	-	-	-	-	-
<b>TOTAL LIABILITIES AND NET ASSETS</b>	-	-	-	-	-

2018-19

Total Revenue	-	1,028,498	-	-	1,049,931	-	-
Total Expenses	-	800,846	-	-	1,003,706	-	-
Net Income	-	227,652	-	-	46,225	-	-
Actual Student Enrollment	-	240	-	-	240	-	-

*NOTE: Enrollment, Revenue and Expenditure Data IN the 'Total and Variance Analysis' Section is Based on LAST ACTUAL Quarter Completed	1st Quarter - 7/1 - 9/30			2nd Quarter - 10/1 - 12/31			3rd Quarter
	Actual	Current Budget	Variance	Actual	Current Budget	Variance	Actual

REVENUE		2018-19					
REVENUES FROM STATE SOURCES		Per Pupil Rate					
Per Pupil Revenue		Per Pupil Rate					
NYC CHANCELLOR'S OFFICE	15,307	918,420	-	918,420	-		
-	-	-	-	-	-		
-	-	-	-	-	-		
-	-	-	-	-	-		
-	-	-	-	-	-		
-	-	-	-	-	-		
-	-	-	-	-	-		
-	-	-	-	-	-		
-	-	-	-	-	-		
-	-	-	-	-	-		
-	-	-	-	-	-		
-	-	-	-	-	-		
-	-	-	-	-	-		
-	-	-	-	-	-		
-	-	-	-	-	-		
-	-	-	-	-	-		
ALL OTHER School Districts: ( Count = 0 )	-	-	-	-	-		
TOTAL Per Pupil Revenue (Weighted Average Per Pupil Funding)	15,307	-	918,420	-	918,420	-	-
Special Education Revenue		23,378	-	23,378	-		
Grants							
Stimulus		-	-	-	-		
DYCD (Department of Youth and Community Development)		-	-	-	-		
Other		-	-	-	-		
NYC DoE Rental Assistance		86,700	-	86,700	-		
Other		-	-	-	-		
TOTAL REVENUE FROM STATE SOURCES		-	1,028,498	-	1,028,498	-	-
REVENUE FROM FEDERAL FUNDING							
IDEA Special Needs		-	-	8,390	-		
Title I		-	-	12,650	-		
Title Funding - Other		-	-	394	-		
School Food Service (Free Lunch)		-	-	-	-		
Grants							
Charter School Program (CSP) Planning & Implementation		-	-	-	-		
Other		-	-	-	-		

2018-19

Total Revenue	-	1,028,498	-	-	1,049,931	-	-
Total Expenses	-	800,846	-	-	1,003,706	-	-
Net Income	-	227,652	-	-	46,225	-	-
Actual Student Enrollment	-	240	-	-	240	-	-
*NOTE: Enrollment, Revenue and Expenditure Data IN the 'Total and Variance Analysis' Section is Based on LAST ACTUAL Quarter Completed	1st Quarter - 7/1 - 9/30			2nd Quarter - 10/1 - 12/31			3rd Quarter - 1/1 - 3/31
	Actual	Current Budget	Variance	Actual	Current Budget	Variance	Actual
Other		-	-		-	-	
TOTAL REVENUE FROM FEDERAL SOURCES	-	-	-	-	21,434	-	-
<b>LOCAL and OTHER REVENUE</b>							
Contributions and Donations		-	-		-	-	
Fundraising		-	-		-	-	
Erate Reimbursement		-	-		-	-	
Earnings on Investments		-	-		-	-	
Interest Income		-	-		-	-	
Food Service (Income from meals)		-	-		-	-	
Text Book		-	-		-	-	
OTHER		-	-		-	-	
TOTAL REVENUE FROM LOCAL and OTHER SOURCES	-	-	-	-	-	-	-
<b>TOTAL REVENUE</b>	-	<b>1,028,498</b>	-	-	<b>1,049,931</b>	-	-

**BRONX CHARTER SCHOOL FOR E**

**Budget / Operating Plan**

**2018-19**

<b>Total Revenue</b>	- 1,028,498	-	- 1,049,931	-	-
<b>Total Expenses</b>	- 800,846	-	- 1,003,706	-	-
<b>Net Income</b>	- 227,652	-	- 46,225	-	-
<b>Actual Student Enrollment</b>	- 240	-	- 240	-	-

	1st Quarter - 7/1 - 9/30			2nd Quarter - 10/1 - 12/31			3rd Quarter
	Actual	Current Budget	Variance	Actual	Current Budget	Variance	Actual

**\*NOTE: Enrollment, Revenue and Expenditure Data IN the 'Total and Variance Analysis' Section is Based on LAST ACTUAL Quarter Completed**

**EXPENSES**

**ADMINISTRATIVE STAFF PERSONNEL COSTS**

	Quarter 0 No. of Positions						
Executive Management	-		-		-	-	
Instructional Management	-		75,000	-	75,000	-	
Deans, Directors & Coordinators	-		20,000	-	20,000	-	
CFO / Director of Finance	-		-	-	-	-	
Operation / Business Manager	-		-	-	-	-	
Administrative Staff	-		61,809	-	61,809	-	
<b>TOTAL ADMINISTRATIVE STAFF</b>	-		- 156,809	-	- 156,809	-	-

**INSTRUCTIONAL PERSONNEL COSTS**

Teachers - Regular	-		58,076	-	116,151	-	
Teachers - SPED	-		16,250	-	32,500	-	
Substitute Teachers	-		-	-	-	-	
Teaching Assistants	-		25,000	-	50,000	-	
Specialty Teachers	-		30,255	-	60,510	-	
Aides	-		-	-	-	-	
Therapists & Counselors	-		20,000	-	20,000	-	
Other	-		-	-	75,000	-	
<b>TOTAL INSTRUCTIONAL</b>	-		- 149,581	-	- 354,161	-	-

**NON-INSTRUCTIONAL PERSONNEL COSTS**

Nurse	-		-	-	-	-	
Librarian	-		-	-	-	-	
Custodian	-		11,344	-	11,344	-	
Security	-		-	-	-	-	
Other	-		-	-	-	-	
<b>TOTAL NON-INSTRUCTIONAL</b>	-		- 11,344	-	- 11,344	-	-

**SUBTOTAL PERSONNEL SERVICE COSTS**

	-		- 317,733	-	- 522,314	-	-
--	---	--	-----------	---	-----------	---	---

**PAYROLL TAXES AND BENEFITS**

Payroll Taxes		24,307	-	39,957	-	
Fringe / Employee Benefits		91,134	-	91,134	-	
Retirement / Pension		12,584	-	12,584	-	
<b>TOTAL PAYROLL TAXES AND BENEFITS</b>		- 128,024	-	- 143,675	-	-

**TOTAL PERSONNEL SERVICE COSTS**

	-		- 445,757	-	- 665,988	-	-
--	---	--	-----------	---	-----------	---	---

2018-19

Total Revenue	-	1,028,498	-	-	1,049,931	-	-
Total Expenses	-	800,846	-	-	1,003,706	-	-
Net Income	-	227,652	-	-	46,225	-	-
Actual Student Enrollment	-	240	-	-	240	-	-

*NOTE: Enrollment, Revenue and Expenditure Data IN the 'Total and Variance Analysis' Section is Based on LAST ACTUAL Quarter Completed	1st Quarter - 7/1 - 9/30			2nd Quarter - 10/1 - 12/31			3rd Quarter
	Actual	Current Budget	Variance	Actual	Current Budget	Variance	Actual
<b>CONTRACTED SERVICES</b>							
Accounting / Audit		-	-		-	-	
Legal		1,030	-		1,030	-	
Management Company Fee		120,436	-		120,436	-	
Nurse Services		-	-		-	-	
Food Service / School Lunch		-	-		-	-	
Payroll Services		2,011	-		2,011	-	
Special Ed Services		-	-		-	-	
Titlement Services (i.e. Title I)		-	-		-	-	
Other Purchased / Professional / Consulting		36,086	-		49,594	-	
<b>TOTAL CONTRACTED SERVICES</b>	-	159,563	-	-	173,070	-	-

## BRONX CHARTER SCHOOL FOR E

Budget / Operating Plan

2018-19

Total Revenue	-	1,028,498	-	-	1,049,931	-	-
Total Expenses	-	800,846	-	-	1,003,706	-	-
Net Income	-	227,652	-	-	46,225	-	-
Actual Student Enrollment	-	240	-	-	240	-	-

*NOTE: Enrollment, Revenue and Expenditure Data IN the 'Total and Variance Analysis' Section is Based on LAST ACTUAL Quarter Completed	1st Quarter - 7/1 - 9/30			2nd Quarter - 10/1 - 12/31			3rd Quarter
	Actual	Current Budget	Variance	Actual	Current Budget	Variance	Actual
<b>SCHOOL OPERATIONS</b>							
Board Expenses		-	-		-	-	
Classroom / Teaching Supplies & Materials		11,708	-		2,788	-	
Special Ed Supplies & Materials		-	-		-	-	
Textbooks / Workbooks		-	-		-	-	
Supplies & Materials other		40,407	-		9,621	-	
Equipment / Furniture		10,442	-		10,442	-	
Telephone		1,633	-		1,633	-	
Technology		132	-		397	-	
Student Testing & Assessment		1,243	-		1,243	-	
Field Trips		568	-		1,705	-	
Transportation (student)		1,030	-		-	-	
Student Services - other		2,130	-		6,006	-	
Office Expense		4,987	-		4,987	-	
Staff Development		1,682	-		5,047	-	
Staff Recruitment		-	-		1,545	-	
Student Recruitment / Marketing		2,060	-		1,030	-	
School Meals / Lunch		-	-		-	-	
Travel (Staff)		99	-		298	-	
Fundraising		-	-		-	-	
Other		251	-		752	-	
<b>TOTAL SCHOOL OPERATIONS</b>	-	78,372	-	-	47,493	-	-
<b>FACILITY OPERATION &amp; MAINTENANCE</b>							
Insurance		4,345	-		4,345	-	
Janitorial		-	-		-	-	
Building and Land Rent / Lease / Facility Finance Interest		86,700	-		86,700	-	
Repairs & Maintenance		9,140	-		9,140	-	
Equipment / Furniture		4,635	-		4,635	-	
Security		3,090	-		3,090	-	
Utilities		9,245	-		9,245	-	
<b>TOTAL FACILITY OPERATION &amp; MAINTENANCE</b>	-	117,154	-	-	117,154	-	-
<b>DEPRECIATION &amp; AMORTIZATION</b>		-	-		-	-	
<b>RESERVES / CONTINGENCY</b>		-	-		-	-	
<b>DEFERRED RENT</b>							

2018-19

Total Revenue	-	1,028,498	-	-	1,049,931	-	-
Total Expenses	-	800,846	-	-	1,003,706	-	-
Net Income	-	227,652	-	-	46,225	-	-
Actual Student Enrollment	-	240	-	-	240	-	-

*NOTE: Enrollment, Revenue and Expenditure Data IN the 'Total and Variance Analysis' Section is Based on LAST ACTUAL Quarter Completed	1st Quarter - 7/1 - 9/30			2nd Quarter - 10/1 - 12/31			3rd Q
	Actual	Current Budget	Variance	Actual	Current Budget	Variance	Actual
TOTAL EXPENSES	-	800,846	-	-	1,003,706	-	-
NET INCOME	-	227,652	-	-	46,225	-	-

		2018-19	
		BRONX CHARTER SCHOOL FOR EXCELLENCE	
		Budget / Operating Plan	

2018-19

<b>Total Revenue</b>	-	1,028,498	-	-	1,049,931	-	-
<b>Total Expenses</b>	-	800,846	-	-	1,003,706	-	-
<b>Net Income</b>	-	227,652	-	-	46,225	-	-
<b>Actual Student Enrollment</b>	-	240	-	-	240	-	3rd Q

**\*NOTE: Enrollment, Revenue and Expenditure Data IN the 'Total and Variance Analysis' Section is Based on LAST ACTUAL Quarter Completed**

1st Quarter - 7/1 - 9/30

2nd Quarter - 10/1 - 12/31

3rd C

Actual	Current Budget	Variance
--------	----------------	----------

Actual	Current Budget	Variance
--------	----------------	----------

**Actual**

**ENROLLMENT - \*School Districts Are Linked To Above Entries\***

NYC CHANCELLOR'S OFFICE

-	240	-	-	240	-	-
-	-	-	-	-	-	-
-	-	-	-	-	-	-
-	-	-	-	-	-	-
-	-	-	-	-	-	-
-	-	-	-	-	-	-
-	-	-	-	-	-	-
-	-	-	-	-	-	-
-	-	-	-	-	-	-
-	-	-	-	-	-	-
-	-	-	-	-	-	-
-	-	-	-	-	-	-
-	-	-	-	-	-	-
-	-	-	-	-	-	-
-	-	-	-	-	-	-
-	-	-	-	-	-	-
-	-	-	-	-	-	-
-	-	-	-	-	-	-
-	240	-	-	240	-	-

ALL OTHER School Districts: ( Count = 0 )

## TOTAL ENROLLMENT

## REVENUE PER PUPIL

### EXPENSES PER PUPIL

## XCELLENCE 2

n

Total Revenue	1,048,065	-	-	1,181,346	-
Total Expenses	924,300	-	-	1,243,034	-
Net Income	123,764	-	-	(61,688)	-
Actual Student Enrollment	240	-	-	240	-

*NOTE: Enrollment, Revenue and Expenditure Data IN the 'Total and Variance Analysis' Section is Based on LAST ACTUAL Quarter Completed	Quarter - 1/1 - 3/31		4th Quarter - 4/1 - 6/30		
	Current Budget	Variance	Actual	Current Budget	Variance

### REVENUE

#### REVENUES FROM STATE SOURCES

Per Pupil Revenue

2018-19  
Per Pupil Rate

NYC CHANCELLOR'S OFFICE

15,307

-

-

-

-

-

-

-

-

-

-

-

-

-

-

-

-

-

-

-

-

-

-

-

-

-

-

-

-

-

-

-

-

-

-

-

-

-

ALL OTHER School Districts: ( Count = 0 )

TOTAL Per Pupil Revenue (Weighted Average Per Pupil Funding)

15,307

Special Education Revenue

Grants

Stimulus

DYCD (Department of Youth and Community Development)

Other

NYC DoE Rental Assistance

Other

TOTAL REVENUE FROM STATE SOURCES

#### REVENUE FROM FEDERAL FUNDING

IDEA Special Needs

Title I

Title Funding - Other

School Food Service (Free Lunch)

Grants

Charter School Program (CSP) Planning & Implementation

Other

# XCELLENCE 2

n

Total Revenue	1,048,065	-	-	1,181,346	-	
Total Expenses	924,300	-	-	1,243,034	-	
Net Income	123,764	-	-	(61,688)	-	
Actual Student Enrollment	240	-	-	240	-	
		Quarter - 1/1 - 3/31		4th Quarter - 4/1 - 6/30		
*NOTE: Enrollment, Revenue and Expenditure Data IN the 'Total and Variance Analysis' Section is Based on LAST ACTUAL Quarter Completed						
		Current Budget	Variance	Actual	Current Budget	Variance
Other		-	-		-	-
TOTAL REVENUE FROM FEDERAL SOURCES		19,567	-	-	32,611	-
LOCAL and OTHER REVENUE						
Contributions and Donations		-	-		-	-
Fundraising		-	-		-	-
Erate Reimbursement		-	-		-	-
Earnings on Investments		-	-		-	-
Interest Income		-	-		-	-
Food Service (Income from meals)		-	-		-	-
Text Book		-	-		18,757	-
OTHER		-	-		-	-
TOTAL REVENUE FROM LOCAL and OTHER SOURCES		-	-	-	18,757	-
TOTAL REVENUE		1,048,065	-	-	1,181,346	-

# XCELLENCE 2

n

Total Revenue	1,048,065	-	-	1,181,346	-
Total Expenses	924,300	-	-	1,243,034	-
Net Income	123,764	-	-	(61,688)	-
Actual Student Enrollment	240	-	-	240	-

*NOTE: Enrollment, Revenue and Expenditure Data IN the 'Total and Variance Analysis' Section is Based on LAST ACTUAL Quarter Completed	Quarter - 1/1 - 3/31		4th Quarter - 4/1 - 6/30		
	Current Budget	Variance	Actual	Current Budget	Variance

## EXPENSES

### ADMINISTRATIVE STAFF PERSONNEL COSTS

	Quarter 0 No. of Positions				
Executive Management	-	-	-	-	-
Instructional Management	-	75,000	-	75,000	-
Deans, Directors & Coordinators	-	20,000	-	20,000	-
CFO / Director of Finance	-	-	-	-	-
Operation / Business Manager	-	-	-	-	-
Administrative Staff	-	61,809	-	61,809	-
TOTAL ADMINISTRATIVE STAFF	-	156,809	-	156,809	-

### INSTRUCTIONAL PERSONNEL COSTS

Teachers - Regular	-	116,151	-	174,227	-
Teachers - SPED	-	32,500	-	48,750	-
Substitute Teachers	-	-	-	-	-
Teaching Assistants	-	50,000	-	75,000	-
Specialty Teachers	-	60,510	-	90,765	-
Aides	-	-	-	-	-
Therapists & Counselors	-	20,000	-	20,000	-
Other	-	-	-	-	-
TOTAL INSTRUCTIONAL	-	279,161	-	408,742	-

### NON-INSTRUCTIONAL PERSONNEL COSTS

Nurse	-	-	-	-	-
Librarian	-	-	-	-	-
Custodian	-	11,344	-	11,344	-
Security	-	-	-	-	-
Other	-	-	-	-	-
TOTAL NON-INSTRUCTIONAL	-	11,344	-	11,344	-

### SUBTOTAL PERSONNEL SERVICE COSTS

	-	447,314	-	576,894	-
--	---	---------	---	---------	---

### PAYROLL TAXES AND BENEFITS

Payroll Taxes		34,219	-	44,132	-
Fringe / Employee Benefits		91,134	-	91,134	-
Retirement / Pension		12,584	-	12,584	-
TOTAL PAYROLL TAXES AND BENEFITS		137,937	-	147,850	-

### TOTAL PERSONNEL SERVICE COSTS

	-	585,251	-	724,744	-
--	---	---------	---	---------	---

XCELLENCE 2					
n					
Total Revenue	1,048,065	-	-	1,181,346	-
Total Expenses	924,300	-	-	1,243,034	-
Net Income	123,764	-	-	(61,688)	-
Actual Student Enrollment	240	-	-	240	-
		Quarter - 1/1 - 3/31		4th Quarter - 4/1 - 6/30	
*NOTE: Enrollment, Revenue and Expenditure Data IN the 'Total and Variance Analysis' Section is Based on LAST ACTUAL Quarter Completed		XCELLENCE 2			
		n	Current Budget	Variance	Actual
					Current Budget
					Variance
CONTRACTED SERVICES					
Accounting / Audit	-	-		-	-
Legal	1,030	-		1,030	-
Management Company Fee	120,436	-		120,436	-
Nurse Services	-	-		-	-
Food Service / School Lunch	-	-		-	-
Payroll Services	2,011	-		2,011	-
Special Ed Services	-	-		-	-
Titlement Services (i.e. Title I)	-	-		-	-
Other Purchased / Professional / Consulting	49,594	-		49,594	-
TOTAL CONTRACTED SERVICES	173,070	-	-	173,070	-

## XCELLENCE 2

n

Total Revenue	1,048,065	-	-	1,181,346	-
Total Expenses	924,300	-	-	1,243,034	-
Net Income	123,764	-	-	(61,688)	-
Actual Student Enrollment	240	-	-	240	-

	Quarter - 1/1 - 3/31		4th Quarter - 4/1 - 6/30		
	Current Budget	Variance	Actual	Current Budget	Variance
<p><b>*NOTE: Enrollment, Revenue and Expenditure Data IN the 'Total and Variance Analysis' Section is Based on LAST ACTUAL Quarter Completed</b></p>					
<b>SCHOOL OPERATIONS</b>					
Board Expenses	-	-		-	-
Classroom / Teaching Supplies & Materials	2,788	-		2,788	-
Special Ed Supplies & Materials	-	-		-	-
Textbooks / Workbooks	-	-		18,757	-
Supplies & Materials other	9,621	-		9,621	-
Equipment / Furniture	10,442	-		10,442	-
Telephone	1,633	-		1,633	-
Technology	397	-		397	-
Student Testing & Assessment	-	-		2,486	-
Field Trips	1,705	-		1,705	-
Transportation (student)	-	-		-	-
Student Services - other	6,006	-		5,622	-
Office Expense	4,987	-		4,987	-
Staff Development	5,047	-		5,047	-
Staff Recruitment	3,090	-		1,545	-
Student Recruitment / Marketing	2,060	-		1,030	-
School Meals / Lunch	-	-		-	-
Travel (Staff)	298	-		298	-
Fundraising	-	-		-	-
Other	752	-		752	-
<b>TOTAL SCHOOL OPERATIONS</b>	48,825	-	-	67,110	-
<b>FACILITY OPERATION &amp; MAINTENANCE</b>					
Insurance	4,345	-		4,345	-
Janitorial	-	-		-	-
Building and Land Rent / Lease / Facility Finance Interest	86,700	-		86,700	-
Repairs & Maintenance	9,140	-		9,140	-
Equipment / Furniture	4,635	-		4,635	-
Security	3,090	-		3,090	-
Utilities	9,245	-		9,245	-
<b>TOTAL FACILITY OPERATION &amp; MAINTENANCE</b>	117,154	-	-	117,154	-
<b>DEPRECIATION &amp; AMORTIZATION</b>	-	-		160,956	-
<b>RESERVES / CONTINGENCY</b>	-	-		-	-
<b>DEFERRED RENT</b>					

XCELLENCE 2						
n						
XCELLENCE 2						
Total Revenue	1,048,065	-	-	1,181,346	-	
Total Expenses	924,300	-	-	1,243,034	-	
Net Income	123,764	-	-	(61,688)	-	
Actual Student Enrollment	240	-	-	240	-	
			Quarter - 1/1 - 3/31		4th Quarter - 4/1 - 6/30	
*NOTE: Enrollment, Revenue and Expenditure Data IN the 'Total and Variance Analysis' Section is Based on LAST ACTUAL Quarter Completed			Quarter - 1/1 - 3/31			
			Current		Current	
			Budget	Variance	Actual	Budget Variance
TOTAL EXPENSES	924,300	-	-	-	1,243,034	-
NET INCOME	123,764	-	-	-	(61,688)	-

XCELLENCE 2 n					
Total Revenue	1,048,065	-	-	1,181,346	-
Total Expenses	924,300	-	-	1,243,034	-
Net Income	123,764	-	-	(61,688)	-
Actual Student Enrollment	Quarter - 1/1 - 3/31 240	-	-	240	-
*NOTE: Enrollment, Revenue and Expenditure Data IN the 'Total and Variance Analysis' Section is Based on LAST ACTUAL Quarter Completed		Quarter - 1/1 - 3/31		4th Quarter - 4/1 - 6/30	
		Current Budget	Variance	Actual	Current Budget
ENROLLMENT - *School Districts Are Linked To Above Entries*					
NYC CHANCELLOR'S OFFICE		240	-	-	240
-		-	-	-	-
-		-	-	-	-
-		-	-	-	-
-		-	-	-	-
-		-	-	-	-
-		-	-	-	-
-		-	-	-	-
-		-	-	-	-
-		-	-	-	-
-		-	-	-	-
-		-	-	-	-
-		-	-	-	-
-		-	-	-	-
ALL OTHER School Districts: ( Count = 0 )		-	-	-	-
TOTAL ENROLLMENT		240	-	-	240
REVENUE PER PUPIL		4,367	-	-	4,922
EXPENSES PER PUPIL		3,851	-	-	5,179

				BRONX CHARTER SCHOOL FOR EXCELLENCE							
				Budget / Operating Plan							
				2018-19							
Total Revenue	-	-	-	4,307,839	(4,307,839)	-	-	4,307,839			
Total Expenses	-	-	-	3,971,886	3,971,886	-	-	3,971,886			
Net Income	-	-	-	335,953	(335,953)	-	-	335,953			
Actual Student Enrollment	-	-	-			-	-				
*NOTE: Enrollment, Revenue and Expenditure Data IN the 'Total and Variance Analysis' Section is Based on LAST ACTUAL Quarter Completed				TOTALS AND VARIANCE ANALYSIS							
				Actual	Current Budget (Current Quarter)	Actual vs. Current Budget	Current Budget - TY	Actual vs. Current Budget TY	Original Budget (Current Quarter)	Actual vs. Original Budget	Original Budget - TY
REVENUE											
REVENUES FROM STATE SOURCES											
Per Pupil Revenue	2018-19 Per Pupil Rate										
NYC CHANCELLOR'S OFFICE	15,307			-	-	-	3,673,680	(3,673,680)	-	-	3,673,680
-				-	-	-	-	-	-	-	-
-				-	-	-	-	-	-	-	-
-				-	-	-	-	-	-	-	-
-				-	-	-	-	-	-	-	-
-				-	-	-	-	-	-	-	-
-				-	-	-	-	-	-	-	-
-				-	-	-	-	-	-	-	-
-				-	-	-	-	-	-	-	-
-				-	-	-	-	-	-	-	-
-				-	-	-	-	-	-	-	-
-				-	-	-	-	-	-	-	-
-				-	-	-	-	-	-	-	-
-				-	-	-	-	-	-	-	-
-				-	-	-	-	-	-	-	-
-				-	-	-	-	-	-	-	-
ALL OTHER School Districts: ( Count = 0 )				-	-	-	-	-	-	-	-
TOTAL Per Pupil Revenue (Weighted Average Per Pupil Funding)	15,307			-	-	-	3,673,680	(3,673,680)	-	-	3,673,680
Special Education Revenue				-	-	-	93,510	(93,510)	-	-	93,510
Grants				-	-	-	-	-	-	-	-
Stimulus				-	-	-	-	-	-	-	-
DYCD (Department of Youth and Community Development)				-	-	-	-	-	-	-	-
Other				-	-	-	-	-	-	-	-
NYC DoE Rental Assistance				-	-	-	346,800	(346,800)	-	-	346,800
Other				-	-	-	101,480	(101,480)	-	-	101,480
TOTAL REVENUE FROM STATE SOURCES				-	-	-	4,215,470	(4,215,470)	-	-	4,215,470
REVENUE FROM FEDERAL FUNDING											
IDEA Special Needs				-	-	-	8,390	(8,390)	-	-	8,390
Title I				-	-	-	63,250	(63,250)	-	-	63,250
Title Funding - Other				-	-	-	1,972	(1,972)	-	-	1,972
School Food Service (Free Lunch)				-	-	-	-	-	-	-	-
Grants				-	-	-	-	-	-	-	-
Charter School Program (CSP) Planning & Implementation				-	-	-	-	-	-	-	-
Other				-	-	-	-	-	-	-	-

				BRONX CHARTER SCHOOL FOR EXCELLENCE				
				Budget / Operating Plan				
				2018-19				
Total Revenue	-	-	-	4,307,839	(4,307,839)	-	-	4,307,839
Total Expenses	-	-	-	3,971,886	3,971,886	-	-	3,971,886
Net Income	-	-	-	335,953	(335,953)	-	-	335,953
Actual Student Enrollment	-	-	-			-	-	
				TOTALS AND VARIANCE ANALYSIS				
*NOTE: Enrollment, Revenue and Expenditure Data IN the 'Total and Variance Analysis' Section is Based on LAST ACTUAL Quarter Completed				Current	Actual	Actual	Original	Actual
				Budget	vs.	vs.	Budget	vs.
				(Current	Current	Current	(Current	Original
				Quarter)	Budget	Budget TY	Quarter)	Budget
				Actual				
Other	-	-	-	-	-	-	-	-
TOTAL REVENUE FROM FEDERAL SOURCES	-	-	-	73,612	(73,612)	-	-	73,612
LOCAL and OTHER REVENUE								
Contributions and Donations	-	-	-	-	-	-	-	-
Fundraising	-	-	-	-	-	-	-	-
Erate Reimbursement	-	-	-	-	-	-	-	-
Earnings on Investments	-	-	-	-	-	-	-	-
Interest Income	-	-	-	-	-	-	-	-
Food Service (Income from meals)	-	-	-	-	-	-	-	-
Text Book	-	-	-	18,757	(18,757)	-	-	18,757
OTHER	-	-	-	-	-	-	-	-
TOTAL REVENUE FROM LOCAL and OTHER SOURCES	-	-	-	18,757	(18,757)	-	-	18,757
TOTAL REVENUE	-	-	-	4,307,839	(4,307,839)	-	-	4,307,839

			BRONX CHARTER SCHOOL FOR EXCELLENCE							
			Budget / Operating Plan							
			2018-19							
Total Revenue			-	-	-	4,307,839	(4,307,839)	-	-	4,307,839
Total Expenses			-	-	-	3,971,886	3,971,886	-	-	3,971,886
Net Income			-	-	-	335,953	(335,953)	-	-	335,953
Actual Student Enrollment			-	-	-			-	-	
*NOTE: Enrollment, Revenue and Expenditure Data IN the 'Total and Variance Analysis' Section is Based on LAST ACTUAL Quarter Completed			TOTALS AND VARIANCE ANALYSIS							
			Actual	Current Budget (Current Quarter)	Actual vs. Current Budget	Current Budget - TY	Actual vs. Current Budget TY	Original Budget (Current Quarter)	Actual vs. Original Budget	Original Budget - TY
EXPENSES										
ADMINISTRATIVE STAFF PERSONNEL COSTS			Quarter 0 No. of Positions							
Executive Management			-	-	-	-	-	-	-	-
Instructional Management			-	-	-	300,000	300,000	-	-	300,000
Deans, Directors & Coordinators			-	-	-	80,000	80,000	-	-	80,000
CFO / Director of Finance			-	-	-	-	-	-	-	-
Operation / Business Manager			-	-	-	-	-	-	-	-
Administrative Staff			-	-	-	247,236	247,236	-	-	247,236
TOTAL ADMINISTRATIVE STAFF			-	-	-	627,236	627,236	-	-	627,236
INSTRUCTIONAL PERSONNEL COSTS										
Teachers - Regular			-	-	-	464,605	464,605	-	-	464,605
Teachers - SPED			-	-	-	130,000	130,000	-	-	130,000
Substitute Teachers			-	-	-	-	-	-	-	-
Teaching Assistants			-	-	-	200,000	200,000	-	-	200,000
Specialty Teachers			-	-	-	242,039	242,039	-	-	242,039
Aides			-	-	-	-	-	-	-	-
Therapists & Counselors			-	-	-	80,000	80,000	-	-	80,000
Other			-	-	-	75,000	75,000	-	-	75,000
TOTAL INSTRUCTIONAL			-	-	-	1,191,644	1,191,644	-	-	1,191,644
NON-INSTRUCTIONAL PERSONNEL COSTS										
Nurse			-	-	-	-	-	-	-	-
Librarian			-	-	-	-	-	-	-	-
Custodian			-	-	-	45,374	45,374	-	-	45,374
Security			-	-	-	-	-	-	-	-
Other			-	-	-	-	-	-	-	-
TOTAL NON-INSTRUCTIONAL			-	-	-	45,374	45,374	-	-	45,374
SUBTOTAL PERSONNEL SERVICE COSTS			-	-	-	1,864,254	1,864,254	-	-	1,864,254
PAYROLL TAXES AND BENEFITS										
Payroll Taxes			-	-	-	142,615	142,615	-	-	142,615
Fringe / Employee Benefits			-	-	-	364,536	364,536	-	-	364,536
Retirement / Pension			-	-	-	50,335	50,335	-	-	50,335
TOTAL PAYROLL TAXES AND BENEFITS			-	-	-	557,486	557,486	-	-	557,486
TOTAL PERSONNEL SERVICE COSTS			-	-	-	2,421,741	2,421,741	-	-	2,421,741

	BRONX CHARTER SCHOOL FOR EXCELLENCE							
	Budget / Operating Plan							
	2018-19							
Total Revenue	-	-	-	4,307,839	(4,307,839)	-	-	4,307,839
Total Expenses	-	-	-	3,971,886	3,971,886	-	-	3,971,886
Net Income	-	-	-	335,953	(335,953)	-	-	335,953
Actual Student Enrollment	-	-	-			-	-	

*NOTE: Enrollment, Revenue and Expenditure Data IN the 'Total and Variance Analysis' Section is Based on LAST ACTUAL Quarter Completed	TOTALS AND VARIANCE ANALYSIS							
	Actual	Current Budget (Current Quarter)	Actual vs. Current Budget	Current Budget - TY	Actual vs. Current Budget TY	Original Budget (Current Quarter)	Actual vs. Original Budget	Original Budget - TY
CONTRACTED SERVICES								
Accounting / Audit	-	-	-	-	-	-	-	-
Legal	-	-	-	4,119	4,119	-	-	4,119
Management Company Fee	-	-	-	481,744	481,744	-	-	481,744
Nurse Services	-	-	-	-	-	-	-	-
Food Service / School Lunch	-	-	-	-	-	-	-	-
Payroll Services	-	-	-	8,042	8,042	-	-	8,042
Special Ed Services	-	-	-	-	-	-	-	-
Titlement Services (i.e. Title I)	-	-	-	-	-	-	-	-
Other Purchased / Professional / Consulting	-	-	-	184,868	184,868	-	-	184,868
TOTAL CONTRACTED SERVICES	-	-	-	678,773	678,773	-	-	678,773

				BRONX CHARTER SCHOOL FOR EXCELLENCE				
				Budget / Operating Plan				
				2018-19				
Total Revenue	-	-	-	4,307,839	(4,307,839)	-	-	4,307,839
Total Expenses	-	-	-	3,971,886	3,971,886	-	-	3,971,886
Net Income	-	-	-	335,953	(335,953)	-	-	335,953
Actual Student Enrollment	-	-	-			-	-	
				TOTALS AND VARIANCE ANALYSIS				
*NOTE: Enrollment, Revenue and Expenditure Data IN the 'Total and Variance Analysis' Section is Based on LAST ACTUAL Quarter Completed				Current	Actual	Actual	Original	Actual
				Budget	vs.	Current	Budget	vs.
				(Current	Current	Budget - TY	(Current	Original
				Quarter)	Budget		Quarter)	Budget
				Actual				Budget -
<b>SCHOOL OPERATIONS</b>								
Board Expenses	-	-	-	-	-	-	-	-
Classroom / Teaching Supplies & Materials	-	-	-	20,070	20,070	-	-	20,070
Special Ed Supplies & Materials	-	-	-	-	-	-	-	-
Textbooks / Workbooks	-	-	-	18,757	18,757	-	-	18,757
Supplies & Materials other	-	-	-	69,268	69,268	-	-	69,268
Equipment / Furniture	-	-	-	41,769	41,769	-	-	41,769
Telephone	-	-	-	6,533	6,533	-	-	6,533
Technology	-	-	-	1,323	1,323	-	-	1,323
Student Testing & Assessment	-	-	-	4,972	4,972	-	-	4,972
Field Trips	-	-	-	5,684	5,684	-	-	5,684
Transportation (student)	-	-	-	1,030	1,030	-	-	1,030
Student Services - other	-	-	-	19,763	19,763	-	-	19,763
Office Expense	-	-	-	19,946	19,946	-	-	19,946
Staff Development	-	-	-	16,823	16,823	-	-	16,823
Staff Recruitment	-	-	-	6,180	6,180	-	-	6,180
Student Recruitment / Marketing	-	-	-	6,180	6,180	-	-	6,180
School Meals / Lunch	-	-	-	-	-	-	-	-
Travel (Staff)	-	-	-	993	993	-	-	993
Fundraising	-	-	-	-	-	-	-	-
Other	-	-	-	2,507	2,507	-	-	2,507
TOTAL SCHOOL OPERATIONS	-	-	-	241,800	241,800	-	-	241,800
<b>FACILITY OPERATION &amp; MAINTENANCE</b>								
Insurance	-	-	-	17,379	17,379	-	-	17,379
Janitorial	-	-	-	-	-	-	-	-
Building and Land Rent / Lease / Facility Finance Interest	-	-	-	346,800	346,800	-	-	346,800
Repairs & Maintenance	-	-	-	36,558	36,558	-	-	36,558
Equipment / Furniture	-	-	-	18,540	18,540	-	-	18,540
Security	-	-	-	12,360	12,360	-	-	12,360
Utilities	-	-	-	36,979	36,979	-	-	36,979
TOTAL FACILITY OPERATION & MAINTENANCE	-	-	-	468,616	468,616	-	-	468,616
<b>DEPRECIATION &amp; AMORTIZATION</b>				-	-	-	-	-
<b>RESERVES / CONTINGENCY</b>				-	-	-	-	-
<b>DEFERRED RENT</b>								

				BRONX CHARTER SCHOOL FOR EXCELLENCE							
				Budget / Operating Plan							
				2018-19							
Total Revenue	-	-	-	4,307,839	(4,307,839)	-	-	4,307,839			
Total Expenses	-	-	-	3,971,886	3,971,886	-	-	3,971,886			
Net Income	-	-	-	335,953	(335,953)	-	-	335,953			
Actual Student Enrollment	-	-	-			-	-				
				TOTALS AND VARIANCE ANALYSIS							
*NOTE: Enrollment, Revenue and Expenditure Data IN the 'Total and Variance Analysis' Section is Based on LAST ACTUAL Quarter Completed				Current Budget (Current Quarter)	Actual vs. Current Budget	Current Budget - TY	Actual vs. Current Budget TY	Original Budget (Current Quarter)	Actual vs. Original Budget	Original Budget - TY	
				Actual							
TOTAL EXPENSES				-	-	-	3,971,886	3,971,886	-	-	3,971,886
NET INCOME				-	-	-	335,953	(335,953)	-	-	335,953

				BRONX CHARTER SCHOOL FOR EXCELLENCE							
				2018-19							
				Budget / Operating Plan							
				2018-19							
Total Revenue	-	-	-	4,307,839	(4,307,839)	-	-	4,307,839			
Total Expenses	-	-	-	3,971,886	3,971,886	-	-	3,971,886			
Net Income	-	-	-	335,953	(335,953)	-	-	335,953			
Actual Student Enrollment	-	-	-	TOTALS AND VARIANCE ANALYSIS							
				TOTALS AND VARIANCE ANALYSIS							
*NOTE: Enrollment, Revenue and Expenditure Data IN the 'Total and Variance Analysis' Section is Based on LAST ACTUAL Quarter Completed				Actual	Current Budget (Current Quarter)	Actual vs. Current Budget	Current Budget - TY	Actual vs. Current Budget TY	Original Budget (Current Quarter)	Actual vs. Original Budget	Original Budget -
ENROLLMENT - *School Districts Are Linked To Above Entries*				* Enrollment Data Based on Last Actual Quarter Completed							
NYC CHANCELLOR'S OFFICE				-	-	-		-	-		
-				-	-	-		-	-		
-				-	-	-		-	-		
-				-	-	-		-	-		
-				-	-	-		-	-		
-				-	-	-		-	-		
-				-	-	-		-	-		
-				-	-	-		-	-		
-				-	-	-		-	-		
-				-	-	-		-	-		
-				-	-	-		-	-		
-				-	-	-		-	-		
-				-	-	-		-	-		
-				-	-	-		-	-		
-				-	-	-		-	-		
-				-	-	-		-	-		
ALL OTHER School Districts: ( Count = 0 )				-	-	-		-	-		
TOTAL ENROLLMENT				-	-	-		-	-		
REVENUE PER PUPIL				-	-	-		-	-		
EXPENSES PER PUPIL				-	-	-		-	-		

Total Revenue	(4,307,839)	-	-	
Total Expenses	3,971,886	-	-	
Net Income	(335,953)	-	-	
Actual Student Enrollment		-		
*NOTE: Enrollment, Revenue and Expenditure Data IN the 'Total and Variance Analysis' Section is Based on LAST ACTUAL Quarter Completed		Actual vs. Original Budget TY	PY Actual (PY TY / No. of COMPLETED Actual CY	Actual CY vs. Actual PY
<b>REVENUE</b>				
<b>REVENUES FROM STATE SOURCES</b>				
Per Pupil Revenue	2018-19 Per Pupil Rate			
NYC CHANCELLOR'S OFFICE	15,307	(3,673,680)	-	-
-	-	-	-	-
-	-	-	-	-
-	-	-	-	-
-	-	-	-	-
-	-	-	-	-
-	-	-	-	-
-	-	-	-	-
-	-	-	-	-
-	-	-	-	-
-	-	-	-	-
-	-	-	-	-
-	-	-	-	-
-	-	-	-	-
-	-	-	-	-
ALL OTHER School Districts: ( Count = 0 )	-	-	-	-
TOTAL Per Pupil Revenue (Weighted Average Per Pupil Funding)	15,307	(3,673,680)	-	-
Special Education Revenue		(93,510)	-	-
Grants				
Stimulus		-	-	-
DYCD (Department of Youth and Community Development)		-	-	-
Other		-	-	-
NYC DoE Rental Assistance		(346,800)	-	-
Other		(101,480)	-	-
TOTAL REVENUE FROM STATE SOURCES		(4,215,470)	-	-
<b>REVENUE FROM FEDERAL FUNDING</b>				
IDEA Special Needs		(8,390)	-	-
Title I		(63,250)	-	-
Title Funding - Other		(1,972)	-	-
School Food Service (Free Lunch)		-	-	-
Grants				
Charter School Program (CSP) Planning & Implementation		-	-	-
Other		-	-	-

	!		
--	---	--	--

Total Revenue	(4,307,839)	-	-
Total Expenses	3,971,886	-	-
Net Income	(335,953)	-	-
Actual Student Enrollment		-	
*NOTE: Enrollment, Revenue and Expenditure Data IN the 'Total and Variance Analysis' Section is Based on LAST ACTUAL Quarter Completed	Actual vs. Original Budget TY	PY Actual (PY TY / No. of COMPLETED Actual CY	Actual CY vs. Actual PY
Other	-	-	-
TOTAL REVENUE FROM FEDERAL SOURCES	(73,612)	-	-
<b>LOCAL and OTHER REVENUE</b>			
Contributions and Donations	-	-	-
Fundraising	-	-	-
Erate Reimbursement	-	-	-
Earnings on Investments	-	-	-
Interest Income	-	-	-
Food Service (Income from meals)	-	-	-
Text Book	(18,757)	-	-
OTHER	-	-	-
TOTAL REVENUE FROM LOCAL and OTHER SOURCES	(18,757)	-	-
<b>TOTAL REVENUE</b>	<b>(4,307,839)</b>	-	-

Total Revenue	(4,307,839)	-	-	
Total Expenses	3,971,886	-	-	
Net Income	(335,953)	-	-	
Actual Student Enrollment		-		
*NOTE: Enrollment, Revenue and Expenditure Data IN the 'Total and Variance Analysis' Section is Based on LAST ACTUAL Quarter Completed	Actual vs. Original Budget TY	PY Actual (PY TY / No. of COMPLETED Actual CY	Actual CY vs. Actual PY	
<b>EXPENSES</b>	Quarter 0			
<b>ADMINISTRATIVE STAFF PERSONNEL COSTS</b>	No. of Positions			
Executive Management	-	-	-	-
Instructional Management	-	300,000	-	-
Deans, Directors & Coordinators	-	80,000	-	-
CFO / Director of Finance	-	-	-	-
Operation / Business Manager	-	-	-	-
Administrative Staff	-	247,236	-	-
TOTAL ADMINISTRATIVE STAFF	-	627,236	-	-
<b>INSTRUCTIONAL PERSONNEL COSTS</b>				
Teachers - Regular	-	464,605	-	-
Teachers - SPED	-	130,000	-	-
Substitute Teachers	-	-	-	-
Teaching Assistants	-	200,000	-	-
Specialty Teachers	-	242,039	-	-
Aides	-	-	-	-
Therapists & Counselors	-	80,000	-	-
Other	-	75,000	-	-
TOTAL INSTRUCTIONAL	-	1,191,644	-	-
<b>NON-INSTRUCTIONAL PERSONNEL COSTS</b>				
Nurse	-	-	-	-
Librarian	-	-	-	-
Custodian	-	45,374	-	-
Security	-	-	-	-
Other	-	-	-	-
TOTAL NON-INSTRUCTIONAL	-	45,374	-	-
<b>SUBTOTAL PERSONNEL SERVICE COSTS</b>	-	1,864,254	-	-
<b>PAYROLL TAXES AND BENEFITS</b>				
Payroll Taxes		142,615	-	-
Fringe / Employee Benefits		364,536	-	-
Retirement / Pension		50,335	-	-
TOTAL PAYROLL TAXES AND BENEFITS		557,486	-	-
<b>TOTAL PERSONNEL SERVICE COSTS</b>	-	2,421,741	-	-

--	--	--	--

Total Revenue	(4,307,839)	-	-
Total Expenses	3,971,886	-	-
Net Income	(335,953)	-	-
Actual Student Enrollment		-	
*NOTE: Enrollment, Revenue and Expenditure Data IN the 'Total and Variance Analysis' Section is Based on LAST ACTUAL Quarter Completed	Actual vs. Original Budget TY	PY Actual (PY TY / No. of COMPLETED Actual CY	Actual CY vs. Actual PY
<b>CONTRACTED SERVICES</b>			
Accounting / Audit	-	-	-
Legal	4,119	-	-
Management Company Fee	481,744	-	-
Nurse Services	-	-	-
Food Service / School Lunch	-	-	-
Payroll Services	8,042	-	-
Special Ed Services	-	-	-
Titlement Services (i.e. Title I)	-	-	-
Other Purchased / Professional / Consulting	184,868	-	-
<b>TOTAL CONTRACTED SERVICES</b>	<b>678,773</b>	-	-

Total Revenue	(4,307,839)	-	-
Total Expenses	3,971,886	-	-
Net Income	(335,953)	-	-
Actual Student Enrollment		-	
*NOTE: Enrollment, Revenue and Expenditure Data IN the 'Total and Variance Analysis' Section is Based on LAST ACTUAL Quarter Completed	Actual vs. Original Budget TY	PY Actual (PY TY / No. of COMPLETED Actual CY	Actual CY vs. Actual PY
<b>SCHOOL OPERATIONS</b>			
Board Expenses	-	-	-
Classroom / Teaching Supplies & Materials	20,070	-	-
Special Ed Supplies & Materials	-	-	-
Textbooks / Workbooks	18,757	-	-
Supplies & Materials other	69,268	-	-
Equipment / Furniture	41,769	-	-
Telephone	6,533	-	-
Technology	1,323	-	-
Student Testing & Assessment	4,972	-	-
Field Trips	5,684	-	-
Transportation (student)	1,030	-	-
Student Services - other	19,763	-	-
Office Expense	19,946	-	-
Staff Development	16,823	-	-
Staff Recruitment	6,180	-	-
Student Recruitment / Marketing	6,180	-	-
School Meals / Lunch	-	-	-
Travel (Staff)	993	-	-
Fundraising	-	-	-
Other	2,507	-	-
TOTAL SCHOOL OPERATIONS	241,800	-	-
<b>FACILITY OPERATION &amp; MAINTENANCE</b>			
Insurance	17,379	-	-
Janitorial	-	-	-
Building and Land Rent / Lease / Facility Finance Interest	346,800	-	-
Repairs & Maintenance	36,558	-	-
Equipment / Furniture	18,540	-	-
Security	12,360	-	-
Utilities	36,979	-	-
TOTAL FACILITY OPERATION & MAINTENANCE	468,616	-	-
<b>DEPRECIATION &amp; AMORTIZATION</b>	160,956	-	-
<b>RESERVES / CONTINGENCY</b>	-	-	-
<b>DEFERRED RENT</b>			

Total Revenue	(4,307,839)	-	-
Total Expenses	3,971,886	-	-
Net Income	(335,953)	-	-
Actual Student Enrollment		-	-
*NOTE: Enrollment, Revenue and Expenditure Data IN the 'Total and Variance Analysis' Section is Based on LAST ACTUAL Quarter Completed	Actual vs. Original Budget TY	PY Actual (PY TY / No. of COMPLETED Actual CY	Actual CY vs. Actual PY
TOTAL EXPENSES	3,971,886	-	-
NET INCOME	(335,953)	-	-

				-
				-
Total Revenue	(4,307,839)	-	-	-
Total Expenses	3,971,886	-	-	-
Net Income	(335,953)	-	-	-
Actual Student Enrollment		-		
*NOTE: Enrollment, Revenue and Expenditure Data IN the 'Total and Variance Analysis' Section is Based on LAST ACTUAL Quarter Completed		Actual vs. Original Budget TY	PY Actual (PY TY / No. of COMPLETED Actual CY	Actual CY vs. Actual PY
<b>ENROLLMENT - *School Districts Are Linked To Above Entries*</b>				
NYC CHANCELLOR'S OFFICE			-	-
-			-	-
-			-	-
-			-	-
-			-	-
-			-	-
-			-	-
-			-	-
-			-	-
-			-	-
-			-	-
-			-	-
-			-	-
-			-	-
-			-	-
-			-	-
-			-	-
ALL OTHER School Districts: ( Count = 0 )			-	-
<b>TOTAL ENROLLMENT</b>			-	-
<b>REVENUE PER PUPIL</b>			-	-
<b>EXPENSES PER PUPIL</b>			-	-



**Annual Report Requirement**  
*for SUNY Authorized Charter Schools*  
**BRONX CHARTER SCHOOL FOR EXCELLENCE 2**  
**2018-19**

Administrative  
expenditures per pupil:

\$0.00

Per NYS Statute

Administrative expenditures per pupil: the sum of all general administration salaries and other general administration expenditures divided by the total number of enrolled students. Employee benefit costs or expenditures should not be reported here.

**\*NOTE: THIS TAB ONLY NEEDS TO BE COMPLETED FOR Q4**



Charter Schools Institute  
The State University of New York

FOR INSTITUTE USE ONLY

FILING FOR SCHOOL  
YEAR: \_\_\_\_\_

DATE RECEIVED: \_\_\_\_\_

DISCLOSURE OF FINANCIAL INTEREST  
BY A NOT-FOR-PROFIT CHARTER SCHOOL  
EDUCATION CORPORATION TRUSTEE

1. Name of education corporation: Bronx Charter School for Excellence
2. Trustee's name (print): JOYCE FROST
3. Position(s) on board, if any: (e.g., chair, treasurer, committee chair, etc.): \_\_\_\_\_

4. Home address: \_\_\_\_\_

5. Business address: \_\_\_\_\_

6. Daytime phone: \_\_\_\_\_

7. E-mail: \_\_\_\_\_


8. Is Trustee an employee of the education corporation? \_\_\_\_ Yes. ☒ No. If you checked yes, please provide a description of the position you hold, your salary and your start date.

9. Identify each interest/transaction (and provide the requested information) that you or any of your immediate family members have held or engaged in with the education corporation during the prior school year. If there has been no such financial interest or transaction, please write "None." Please note that if you answered yes to Question 8, you need not disclose again your employment status, salary, etc.

Date(s)	Nature of Financial Interest/Transaction	Steps Taken to Avoid a Conflict of Interest, (e.g., did not vote, did not participate in discussion)	Identity of Person Holding Interest or Engaging in Transaction (e.g., you and/or immediate family member (name))
Please write "None" if applicable. Do not leave this space blank.			

10. Identify each individual, business, corporation, union association, firm, partnership, committee proprietorship, franchise holding company, joint stock company, business or real estate trust, non-profit organization, or other organization or group of people doing business with the education corporation *and* in which such entity, during the preceding school year (July 1 – June 30), you and/or your immediate family member(s) had a financial interest or other relationship. If you are a member, director, officer or employee of an organization formally partnered with the education corporation that is doing business with the education corporation through a management or services agreement, you need not list every transaction between such entity and the education corporation that is pursuant to such agreement; rather, please identify only the name of the entity, your position in the entity as well as the relationship between such entity and the education corporation. If there was no financial interest, please write "None."

Entity Conducting Business with the Education Corporation	Nature of Business Conducted	Approximate Value of the Business Conducted	Name of Trustee and/or Immediate Family Holding an Interest in the Entity Conducting Business with the Education Corporation and the Nature of the Interest	Steps Taken to Avoid Conflict of Interest
Please write "None" if applicable. Do not leave this space blank.				

  
Signature

11/1/17  
Date



Charter Schools Institute  
The State University of New York

FOR INSTITUTE USE ONLY

FILING FOR SCHOOL  
YEAR: \_\_\_\_\_

DATE RECEIVED: \_\_\_\_\_

**DISCLOSURE OF FINANCIAL INTEREST  
BY A NOT-FOR-PROFIT CHARTER SCHOOL  
EDUCATION CORPORATION TRUSTEE**

1. Name of education corporation: Bronx Charter School for Excellence

2. Trustee's name (print): Kathleen Lathen

3. Position(s) on board, if any: (e.g., chair, treasurer, committee chair, etc.): \_\_\_\_\_

Chair

4. Home address: \_\_\_\_\_

5. Business address: \_\_\_\_\_

6. Daytime phone: \_\_\_\_\_

7. E-mail: \_\_\_\_\_

8. Is Trustee an employee of the education corporation? \_\_\_\_ Yes. ☒ No. If you checked yes, please provide a description of the position you hold, your salary and your start date.

9. Identify each interest/transaction (and provide the requested information) that you or any of your immediate family members have held or engaged in with the education corporation during the prior school year. If there has been no such financial interest or transaction, please write "None." Please note that if you answered yes to Question 8, you need not disclose again your employment status, salary, etc.

Date(s)	Nature of Financial Interest/Transaction	Steps Taken to Avoid a Conflict of Interest, (e.g., did not vote, did not participate in discussion)	Identity of Person Holding Interest or Engaging in Transaction (e.g., you and/or immediate family member (name))
<u>NONE</u>	Please write "None" if applicable. Do not leave this space blank.		

10. Identify each individual, business, corporation, union association, firm, partnership, committee proprietorship, franchise holding company, joint stock company, business or real estate trust, non-profit organization, or other organization or group of people doing business with the education corporation *and* in which such entity, during the preceding school year (July 1 – June 30), you and/or your immediate family member(s) had a financial interest or other relationship. If you are a member, director, officer or employee of an organization formally partnered with the education corporation that is doing business with the education corporation through a management or services agreement, you need not list every transaction between such entity and the education corporation that is pursuant to such agreement; rather, please identify only the name of the entity, your position in the entity as well as the relationship between such entity and the education corporation. If there was no financial interest, please write "None."

Entity Conducting Business with the Education Corporation	Nature of Business Conducted	Approximate Value of the Business Conducted	Name of Trustee and/or Immediate Family Holding an Interest in the Entity Conducting Business with the Education Corporation and the Nature of the Interest	Steps Taken to Avoid Conflict of Interest
<p>Please write "None" if applicable. Do not leave this space blank.</p> <p>NONE</p>				

Signature

Date

11/3/17



Charter Schools Institute  
The State University of New York

FOR INSTITUTE USE ONLY

FILING FOR SCHOOL  
YEAR: \_\_\_\_\_

DATE RECEIVED: \_\_\_\_\_

DISCLOSURE OF FINANCIAL INTEREST  
BY A NOT-FOR-PROFIT CHARTER SCHOOL  
EDUCATION CORPORATION TRUSTEE

1. Name of education corporation: BCSE

2. Trustee's name (print): Lisa Kelli

3. Position(s) on board, if any: (e.g., chair, treasurer, committee chair, etc.): \_\_\_\_\_

Treasurer

4. Home address: \_\_\_\_\_

5. Business Address: \_\_\_\_\_

6. Daytime phone: \_\_\_\_\_

7. E-mail: \_\_\_\_\_

8. Is Trustee an employee of the education corporation? \_\_\_\_ Yes. X No. If you checked yes, please provide a description of the position you hold, your salary and your start date.

9. Identify each interest/transaction (and provide the requested information) that you or any of your immediate family members have held or engaged in with the education corporation during the prior school year. If there has been no such financial interest or transaction, please write "None." Please note that if you answered yes to Question 8, you need not disclose again your employment status, salary, etc.

Date(s)	Nature of Financial Interest/Transaction	Steps Taken to Avoid a Conflict of Interest, (e.g., did not vote, did not participate in discussion)	Identity of Person Holding Interest or Engaging in Transaction (e.g., you and/or immediate family member (name))
None	None	None	None
Please write "None" if applicable. Do not leave this space blank.			

10. Identify each individual, business, corporation, union association, firm, partnership, committee proprietorship, franchise holding company, joint stock company, business or real estate trust, non-profit organization, or other organization or group of people doing business with the education corporation *and* in which such entity, during the preceding school year (July 1 – June 30), you and/or your immediate family member(s) had a financial interest or other relationship. If you are a member, director, officer or employee of an organization formally partnered with the education corporation that is doing business with the education corporation through a management or services agreement, you need not list every transaction between such entity and the education corporation that is pursuant to such agreement; rather, please identify only the name of the entity, your position in the entity as well as the relationship between such entity and the education corporation. If there was no financial interest, please write "None."

Entity Conducting Business with the Education Corporation	Nature of Business Conducted	Approximate Value of the Business Conducted	Name of Trustee and/or Immediate Family Holding an Interest in the Entity Conducting Business with the Education Corporation and the Nature of the Interest	Steps Taken to Avoid Conflict of Interest
Jones Lang LaSalle ("JLL")	JLL (my employer) provided project management services - overseeing the construction of Bronx School of Excellence I	2016/2017 - 61224.22	Lisa Kiell	<ul style="list-style-type: none"> <li>no involvement at all in business or financial dealing</li> <li>JLL was hired and bulk of work completed prior to my involvement as trustee</li> <li>I work in separate department at JLL</li> </ul>

Lisa Kiell  
Signature

11/28/17  
Date



**Charter Schools Institute**  
The State University of New York

FOR INSTITUTE USE ONLY  
FILING FOR SCHOOL  
YEAR: \_\_\_\_\_  
DATE RECEIVED: \_\_\_\_\_

**DISCLOSURE OF FINANCIAL INTEREST  
BY A NOT-FOR-PROFIT CHARTER SCHOOL  
EDUCATION CORPORATION TRUSTEE**

1. Name of education corporation: Bronx Charter School for Excellence

2. Trustee's name (print): Mardi Scheeter

3. Position(s) on board, if any: (e.g., chair, treasurer, committee chair, etc.):  
Vice Chair

4. Home

5. Business

6. Daytime

7. E-mail

8. Is Trustee an employee of the education corporation? \_\_\_ Yes. ☒ No. If you checked yes, please provide a description of the position you hold, your salary and your start date.

9. Identify each interest/transaction (and provide the requested information) that you or any of your immediate family members have held or engaged in with the education corporation during the prior school year. If there has been no such financial interest or transaction, please write "None." Please note that if you answered yes to Question 8, you need not disclose again your employment status, salary, etc.

Date(s)	Nature of Financial Interest/Transaction	Steps Taken to Avoid a Conflict of Interest, (e.g., did not vote, did not participate in discussion)	Identity of Person Holding Interest or Engaging in Transaction (e.g., you and/or immediate family member (name))
None	None	None	None
Please write "None" if applicable. Do not leave this space blank.			

10. Identify each individual, business, corporation, union association, firm, partnership, committee proprietorship, franchise holding company, joint stock company, business or real estate trust, non-profit organization, or other organization or group of people doing business with the education corporation *and* in which such entity, during the preceding school year (July 1 – June 30), you and/or your immediate family member(s) had a financial interest or other relationship. If you are a member, director, officer or employee of an organization formally partnered with the education corporation that is doing business with the education corporation through a management or services agreement, ~~you need not list every transaction between such entity and the education corporation that is pursuant to such agreement; rather, please identify only the name of the entity, your position in the entity as well as the relationship between such entity and the education corporation. If there was no financial interest, please write "None."~~

Entity Conducting Business with the Education Corporation	Nature of Business Conducted	Approximate Value of the Business Conducted	Name of Trustee and/or Immediate Family Holding an Interest in the Entity Conducting Business with the Education Corporation and the Nature of the Interest	Steps Taken to Avoid Conflict of Interest
Yonkins & Schechter LLP (partners) Did business with EMD Excellence Community Schools	Handled lease negotiations for space at 2090 South Ave	Value of services = \$10,953.18 Pd. \$1,539.72 Written off \$2123.43 pro bono	MWJi Schechter, Partner of Yonkins & Schechter	Handled by independent attorney

write "None" if applicable. Do not leave this space blank.

  
Signature

11-1-17  
Date



Charter Schools Institute  
The State University of New York

FOR INSTITUTE USE ONLY

FILING FOR SCHOOL  
YEAR: \_\_\_\_\_

DATE RECEIVED: \_\_\_\_\_

DISCLOSURE OF FINANCIAL INTEREST  
BY A NOT-FOR-PROFIT CHARTER SCHOOL  
EDUCATION CORPORATION TRUSTEE

1. Name of education corporation: Bronx Charter School for Excellence

2. Trustee's name (print): STACEY LAUREN

3. Position(s) on board, if any: (e.g., chair, treasurer, committee chair, etc.): \_\_\_\_\_

SECRETARY

4. Home address: \_\_\_\_\_

5. Business Address: \_\_\_\_\_

6. Daytime phone: \_\_\_\_\_

7. E-mail: \_\_\_\_\_


8. Is Trustee an employee of the education corporation? Yes ☒ No. If you checked yes, please provide a description of the position you hold, your salary and your start date.

9. Identify each interest/transaction (and provide the requested information) that you or any of your immediate family members have held or engaged in with the education corporation during the prior school year. If there has been no such financial interest or transaction, please write "None." Please note that if you answered yes to Question 8, you need not disclose again your employment status, salary, etc.

Date(s)	Nature of Financial Interest/Transaction	Steps Taken to Avoid a Conflict of Interest, (e.g., did not vote, did not participate in discussion)	Identity of Person Holding Interest or Engaging in Transaction (e.g., you and/or immediate family member (name))
<p><u>NONE</u></p> <p>Please write "None" if applicable. Do not leave this space blank.</p>			

10. Identify each individual, business, corporation, union association, firm, partnership, committee proprietorship, franchise holding company, joint stock company, business or real estate trust, non-profit organization, or other organization or group of people doing business with the education corporation *and* in which such entity, during the preceding school year (July 1 – June 30), you and/or your immediate family member(s) had a financial interest or other relationship. If you are a member, director, officer or employee of an organization formally partnered with the education corporation that is doing business with the education corporation through a management or services agreement, you need not list every transaction between such entity and the education corporation that is pursuant to such agreement; rather, please identify only the name of the entity, your position in the entity as well as the relationship between such entity and the education corporation. If there was no financial interest, please write "None."

Entity Conducting Business with the Education Corporation	Nature of Business Conducted	Approximate Value of the Business Conducted	Name of Trustee and/or Immediate Family Holding an Interest in the Entity Conducting Business with the Education Corporation and the Nature of the Interest	Steps Taken to Avoid Conflict of Interest
JLL Please write "None" if applicable.	Project Management		STACEY LAUREN HUSBAND & FRANK DOYLE EMPLOYEE ASSET MANAGEMENT	NOT involved NOT His Expertise

  
Signature

11/15/2017  
Date



Charter Schools Institute  
The State University of New York

FOR INSTITUTE USE ONLY

FILING FOR SCHOOL

YEAR: \_\_\_\_\_

DATE RECEIVED: \_\_\_\_\_

DISCLOSURE OF FINANCIAL INTEREST  
BY A NOT-FOR-PROFIT CHARTER SCHOOL  
EDUCATION CORPORATION TRUSTEE

1. Name of education corporation: Excellence Community Schools
2. Trustee's name (print): Tanya Pierre
3. Position(s) on board, if any: (e.g., chair, treasurer, committee chair, etc.): \_\_\_\_\_

4. Home address: \_\_\_\_\_

5. Business address: \_\_\_\_\_

6. Daytime phone: \_\_\_\_\_

7. E-mail: \_\_\_\_\_

8. Is Trustee an employee of the education corporation? ☒ Yes. ☐ No. If you checked yes, please provide a description of the position you hold, your salary and your start date.

Chief Academic Officer ; 160,000 \$ ; Sept 2007

9. Identify each interest/transaction (and provide the requested information) that you or any of your immediate family members have held or engaged in with the education corporation during the prior school year. If there has been no such financial interest or transaction, please write "None." Please note that if you answered yes to Question 8, you need not disclose again your employment status, salary, etc.

Date(s)	Nature of Financial Interest/Transaction	Steps Taken to Avoid a Conflict of Interest, (e.g., did not vote, did not participate in discussion)	Identity of Person Holding Interest or Engaging in Transaction (e.g., you and/or immediate family member (name))
Please write "None" if applicable. Do not leave this space blank.			

10. Identify each individual, business, corporation, union association, firm, partnership, committee proprietorship, franchise holding company, joint stock company, business or real estate trust, non-profit organization, or other organization or group of people doing business with the education corporation *and* in which such entity, during the preceding school year (July 1 – June 30), you and/or your immediate family member(s) had a financial interest or other relationship. If you are a member, director, officer or employee of an organization formally partnered with the education corporation that is doing business with the education corporation through a management or services agreement, you need not list every transaction between such entity and the education corporation that is pursuant to such agreement; rather, please identify only the name of the entity, your position in the entity as well as the relationship between such entity and the education corporation. If there was no financial interest, please write "None."

Entity Conducting Business with the Education Corporation	Nature of Business Conducted	Approximate Value of the Business Conducted	Name of Trustee and/or Immediate Family Holding an Interest in the Entity Conducting Business with the Education Corporation and the Nature of the Interest	Steps Taken to Avoid Conflict of Interest
Excellence Community Schools	management <i>Please write "None" if applicable.</i>	Chief Academic Officer	Self <i>Do not leave this space blank</i>	do not vote on any financial matters connected to ECS.

Janya Pierre  
Signature

12/20/17  
Date



# Entry 8 BOT Table

Created: 07/31/2018 • Last updated: 08/01/2018

## 1. Current Board Member Information (Enter info for each BOT member)

	Trustee Name and Email Address	Position on the Board	Committee Affiliations	Voting Member Per By-Laws (Y/N)	Number of Terms Served	Start Date of Current Term (MM/DD/YYYY)	End Date of Current Term (MM/DD/YYYY)	Board Meetings Attended During 2017-18
1	Kathy [REDACTED]	Chair	Finance Executive Disciplinary	Yes	1	7/1/2017	6/30/2020	5 or less
2	Mardi Schechter, [REDACTED]	Vice Chair	Executive Disciplinary	Yes	2	5/1/2018	5/1/2021	5 or less
3	Joyce Frost, [REDACTED]	Other	Finance Executive Disciplinary	Yes	4	7/1/2016	6/30/2019	5 or less
4	Lisa Keill, [REDACTED]	Treasurer	Finance Executive Disciplinary	Yes	1	7/1/2016	6/30/2019	5 or less
5	Stacey Lauren, [REDACTED]	Secretary	Executive Disciplinary	Yes	3	12/1/2018	12/1/2021	5 or less
6	Tanya Pierre, [REDACTED]	Trustee/Member	Executive Disciplinary	No	1	7/1/2017	6/30/2020	5 or less
7	Lena Rumfelt, [REDACTED]	Parent		No	1	7/1/2017	6/30/2020	8

		Rep					0	
8								
9								

**1a. Are there more that 9 members of the Board of Trustees?** No

**2. Total number of members on June 30, 2018** 7

**3. Total number of members joining the Board during the 2017-18 school year** 3

**4. Total number of members departing the Board during the 2017-18 school year** 0

**5. Number of voting members in 2017-18, as set by the by-laws, resolution or minutes** 3

**6. Number of Board meetings conducted during the 2017-18 School Year** 5

**7. Number of Board meetings scheduled for the coming 2018-19 school year** 5

**Thank you.**



# Entry 10 Enrollment and Retention of Special Populations

Last updated: 08/01/2018

---

## [Instructions for Reporting Enrollment and Retention Strategies](#)

Describe the efforts the charter school has made in 2017-18 toward meeting targets to attract and retain enrollment of students with disabilities, English language learners, and students who are economically disadvantaged. In addition, describe the school's plans for meeting or making progress toward meeting its enrollment and retention targets in 2018-19.

## **BRONX CS FOR EXCELLENCE 2 (SUNY TRUSTEES)Section Heading**

## Recruitment/Attraction Efforts Toward Meeting Targets

	Describe Recruitment Efforts in 2017-18	Describe Recruitment Plans in 2018-19)
Economically Disadvantaged	During our student recruitment process, we widely advertise our admissions window in Bronx newspapers that reaches out to various areas where economically disadvantaged families reside. For our online application, we indicate it as a preference to encourage families to apply. We inform families we are a public school and that there is no cost associated with attending. For families who are in severe need and cannot afford the entire uniform, we provide as much assistance as we can so they get what they need.	We will continue to advertise with papers that we know are delivered to areas of ED families. We also advertise in free newspapers so that we reach families who are unable to afford to purchase other publications. We will continue to provide assistance for uniforms for those families who are in severe need. We also plan to request an amendment to make this an official preference for the school, falling after the sibling preference.
English Language Learners	As part of our student recruitment process every year, we advertise in various local papers. During this time, bilingual staff members from BCSE visit various early childhood education centers to distribute applications and share knowledge about what the school has to offer for students who are English Language Learners (ELL). Currently, our applications are translated in Spanish and Bengali.	We will continue our efforts by continuing to advertise and visit early childhood education centers. We will also attend Charter School open houses that are offered by the NYC Charter School Center. We hope to one day be able to set up an Charter School open house solely in the Bronx to reach out to more families.
Students with Disabilities	During our student recruitment process, prospective families who indicate they have a child with a disability are informed that we have a dedicated student support service department that will help them one on one once they are accepted.	We will continue to extend our time and knowledge on a case by case basis for those families who have a child with a disability. It is very important for us to keep this culture as it shows how hard we are willing to work with a parent in making their child succeed no matter what setting is required.

## Retention Efforts Toward Meeting Targets

	Describe Retention Efforts in 2017-18	Describe Retention Plans in 2018-19)
Economically Disadvantaged	Once we have established who falls into the criteria, we are able to connect with camps and programs that specifically target this population. We then work with the families who are interested in these programs and go through the steps of putting the student in the program. Programs have been offered during the school year and in the summer.	We will continue to research what programs are offered to this specific population and provide them with as many opportunities as we can for their children. We are working on obtaining uniform vouchers for those families who absolutely cannot afford uniforms for their children. New for this year, we have been accepted into the "Cool Culture" programs which will allow all kindergarten families to attend the 90 cultural and art institutions.
English Language Learners	At the time of registration, families are given a survey that helps to identify what the primary language in the household is. We find that 10%-15% of kindergarten students are eligible for NYSITELL testing. This test helps us identify the level of English proficiency in the student. Through immersion and high quality assistance from the teachers, students are tested out by the time they first or second grade.	The process for identifying ELL students will remain the same as it has worked over the years. One new addition we will work to implement this year is purchasing literature or software. An additional supplement they can do at home with their families so that they all are getting the benefit of learning.
Students with Disabilities	BCSE mainstreams students with special needs. Additionally, BCSE serves students who have special learning needs and provides services including: Integrated Co-Teaching (ICT), Special Education Teacher Support Services (SETSS), Counseling, Speech, Occupational Therapy and Physical Therapy. We also have staffed positions whose focus is solely on student with disabilities. They work hard to get students the services they need so that eventually the student can be phased out of the Individualized Educational Plan they were given.	We will continue to work with families on a case by case basis to educate them on what the child's IEP means and why they should receive the recommended service. We will begin servicing the child as soon as possible. If for any reason, a parent doesn't agree with the mandated services, we will help them with the appeal process as well. The ultimate goal is get the correct services for the student so that they can eventually go from what may be a complex setting to a less complex setting then eventually phasing out.



# Entry 11 Classroom Teacher and Administrator Attrition

Last updated: 08/01/2018

Report changes in teacher and administrator staffing.

## Instructions for completing the Classroom Teacher and Administrator Attrition Tables

Charter schools must complete the tables titled 2017-2018 Classroom Teacher and Administrator Attrition to report changes in teacher and administrator staffing during the 2017-2018 school year. Please provide the full time equivalent (FTE) of staff on June 30, 2017; the FTE for any departed staff from July 1, 2017 through June 30, 2018; the FTE for added staff from July 1, 2017 through June 30, 2018; and the FTE of staff added in newly created positions from July 1, 2017 through June 30, 2018 using the tables provided.

### 1. Classroom Teacher Attrition Table

	FTE Classroom Teachers on 6/30/17	FTE Classroom Teachers Departed 7/1/17 - 6/30/18	FTE Classroom Teachers Filling Vacant Positions 7/1/17 - 6/30/18	FTE Classroom Teachers Added in New Positions 7/1/17 - 6/30/18	FTE of Classroom Teachers on 6/30/18
	6	3	2	2	8

### 2. Administrator Position Attrition Table

	FTE Administrative Positions on 6/30/17	FTE Administrators Departed 7/1/17 - 6/30/18	FTE Administrators Filling Vacant Positions 7/1/17 - 6/30/18	FTE Administrators Added in New Positions 7/1/17 - 6/30/18	FTE Administrative Positions on 6/30/18
	1	1	1	0	0

3. Tell your school's story

Charter schools may provide additional information in this section of the Annual Report about their respective teacher and administrator attrition rates as some teacher or administrator departures do not reflect advancement or movement within the charter school networks. Schools may provide additional detail to reflect a teacher’s advancement up the ladder to a leadership position within the network or an administrator’s movement to lead a new network charter school.

BCSE 2 is a new and expanding school, with a foundation based on our Excellence Model. One of our departures is a lateral transfer within the network and the Administrative departure is a promotion to leadership within our CMO. A large portion of this team returned to work with our scholars in the new year.

4. Charter schools must ensure that all prospective employees receive clearance through [the NYSED Office of School Personnel Review and Accountability](#) (OSPRA) prior to employment. After an employee has been cleared, schools are required to maintain proof of such clearance in the file of each employee. For the safety of all students, charter schools must take immediate steps to terminate the employment of individuals who have been denied clearance. Once the employees have been terminated, the school must terminate the request for clearance in the TEACH system.

Have all employees have been cleared through the NYSED TEACH system?

Yes

5. For perspective or current employees whose clearance has been denied, have you terminated their employment and removed them from the TEACH system?

	Not Applicable
--	----------------

Thank you

# Excellence Community Schools - Bronx

## 2018-2019 School Calendar

181 School Days

July 2018						
Su	M	Tu	W	Th	F	S
1	2	3	4	5	6	7
8	9	10	11	12	13	14
15	16	17	18	19	20	21
22	23	24	25	26	27	28
29	30	31				

October 2018						
Su	M	Tu	W	Th	F	S
	1	2	3	4	5	6
7	8	9	10	11	12	13
14	15	16	17	18	19	20
21	22	23	24	25	26	27
28	29	30	31			

January 2019						
Su	M	Tu	W	Th	F	S
		1	2	3	4	5
6	7	8	9	10	11	12
13	14	15	16	17	18	19
20	21	22	23	24	25	26
27	28	29	30	31		

April 2019						
Su	M	Tu	W	Th	F	S
	1	2	3	4	5	6
7	8	9	10	11	12	13
14	15	16	17	18	19	20
21	22	23	24	25	26	27
28	29	30				

School Closed/ Holidays

- School Closed/Recess
- Blackout Days
- Midterms/Finals - ES
- End of MP - Elem
- End of MP - MS
- Saturday Academy

August 2018						
Su	M	Tu	W	Th	F	S
			1	2	3	4
5	6	7	8	9	10	11
12	13	14	15	16	17	18
19	20	21	22	23	24	25
26	27	28	29	30	31	

November 2018						
Su	M	Tu	W	Th	F	S
				1	2	3
4	5	6	7	8	9	10
11	12	13	14	15	16	17
18	19	20	21	22	23	24
25	26	27	28	29	30	

February 2019						
Su	M	Tu	W	Th	F	S
					1	2
3	4	5	6	7	8	9
10	11	12	13	14	15	16
17	18	19	20	21	22	23
24	25	26	27	28		

May 2019						
Su	M	Tu	W	Th	F	S
			1	2	3	4
5	6	7	8	9	10	11
12	13	14	15	16	17	18
19	20	21	22	23	24	25
26	27	28	29	30	31	

Network Staff PD (Students not in attendance)

- First and Last Day of School
- MAP/Reading Testing
- Midterms/Finals - MS
- NYS Testing (Time requests also denied)
- New Employees Start
- Existing Employees Return

September 2018						
Su	M	Tu	W	Th	F	S
						1
2	3	4	5	6	7	8
9	10	11	12	13	14	15
16	17	18	19	20	21	22
23	24	25	26	27	28	29

December 2018						
Su	M	Tu	W	Th	F	S
						1
2	3	4	5	6	7	8
9	10	11	12	13	14	15
16	17	18	19	20	21	22
23	24	25	26	27	28	29

March 2019						
Su	M	Tu	W	Th	F	S
					1	2
3	4	5	6	7	8	9
10	11	12	13	14	15	16
17	18	19	20	21	22	23
24	25	26	27	28	29	30

June 2019						
Su	M	Tu	W	Th	F	S
						1
2	3	4	5	6	7	8
9	10	11	12	13	14	15
16	17	18	19	20	21	22
23	24	25	26	27	28	29

17