



# Entry 1 School Information and Cover Page

Created: 07/31/2018 • Last updated: 08/01/2018

Please be advised that you will need to complete this cover page (including signatures) before all of the other tasks assigned to you by your authorizer are visible on your task page. While completing this task, please ensure that you select the correct authorizer (**as of June 30, 2018**) or you may not be assigned the correct tasks.

**a. SCHOOL NAME** BRONX CS FOR EXCELLENCE (SUNY TRUSTEES)

(Select name from the drop down menu)

**b. CHARTER AUTHORIZER (As of June 30th, 2018)** SUNY-Authorized Charter School

(For technical reasons, please re-select authorizer name from the drop down menu).

**c. DISTRICT / CSD OF LOCATION** NYC CSD 11

## d1. SCHOOL INFORMATION

	PRIMARY ADDRESS	PHONE NUMBER	FAX NUMBER	EMAIL ADDRESS
	1960 Benedict Avenue Bronx NY 10462			

## d2. PHONE CONTACT NUMBER FOR AFTER HOURS EMERGENCIES

Contact Name	Jacques Michel
Title	Chief Operating Officer
Emergency Phone Number (###-###-####)	

**e. SCHOOL WEB ADDRESS (URL)** [www.excellencecommunityschools.org](http://www.excellencecommunityschools.org)

**f. DATE OF INITIAL CHARTER** 07/2004

**g. DATE FIRST OPENED FOR INSTRUCTION** 09/2004

**i. TOTAL ENROLLMENT ON JUNE 30, 2018** 804

**j. GRADES SERVED IN SCHOOL YEAR 2017-18**

Check all that apply

Grades Served	K, 1, 2, 3, 4, 5, 6, 7, 8
---------------	---------------------------

**k1. DOES THE SCHOOL CONTRACT WITH A CHARTER OR EDUCATIONAL MANAGEMENT ORGANIZATION?** Yes

**k2. NAME OF CMO/EMO AND ADDRESS**

NAME OF CMO/EMO	Excellence Community Schools Inc.
PHYSICAL STREET ADDRESS	<div></div>
CITY	
STATE	
ZIP CODE	
EMAIL ADDRESS	

**l1. FACILITIES**

Does the school maintain or operate multiple sites?

	Yes, 2 sites
--	--------------

12. SCHOOL SITES

Please list the sites where the school will operate for the upcoming school year.

	Physical Address	Phone Number	District/CSD	Grades Served at Site (K-5, 6-9, etc.)	Receives Rental Assistance	Rental Assistance for Which Grades (write N/A if applicable)
Site 1 (same as primary site)	1960 Benedict Avenue Bronx NY 10462		NYC CSD 11	K-4	N/A	
Site 2	1952 Benedict Avenue Bronx NY 10462		NYC CSD 11	5-8	N/A	
Site 3						

12a. Please provide the contact information for Site 1.

	Name	Work Phone	Alternate Phone	Email Address
School Leader	Adije Okpo			
Operational Leader	Jacques Michel			
Compliance Contact	Monica Rios			
Complaint Contact	Jacques Michel			
DASA Coordinator	Melanee Farrah			

**I3. Please provide the contact information for Site 2.**

	Name	Work Phone	Alternate Phone	Email Address
School Leader	Dawn Dean			
Operational Leader	Jacques Michel			
Compliance Contact	Monica Rios			
Complaint Contact	Jacques Michel			
DASA Coordinator	Melanee Farrah			

**m1. Are any sites in co-located space? If yes, please proceed to the next question.** No

**IF LOCATED IN PRIVATE SPACE IN NYC OR DISTRICTS OUTSIDE NYC**

**m3. Upload a current Certificate of Occupancy (COO) for each school site that is located in private space in NYC or located outside of NYC. Except for schools in district space (co-location space), school must provide a copy of the annual fire inspection report.**

**Site 1 Certificate of Occupancy (COO)**

<https://nysed-cso-reports.fluidreview.com/resp/17944105/yFPTXS6fVy/>

**Site 1 Fire Inspection Report**

(No response)

**Site 2 Certificate of Occupancy**

<https://nysed-cso-reports.fluidreview.com/resp/17944105/v5TvJTPScU/>

## Site 2 Fire Inspection Report

(No response)

## Site 3 Certificate of Occupancy

(No response)

## Site 3 Fire Inspection Report

(No response)

**n1. Were there any revisions to the school's charter during the 2017-18 school year? (Please include approved or pending material and non-material charter revisions).**

No

**o. Name and Position of Individual(s) Who Completed this Annual Report.**

Monica Rios, Regional Director of School Operations

**p. Our signatures (Head of School and Board President) below attest that all of the information contained herein is truthful and accurate and that this charter school is in compliance with all aspects of its charter, and with all pertinent Federal, State, and local laws, regulations, and rules. We understand that if any information in any part of this report is found to have been deliberately misrepresented, that will constitute grounds for the revocation of our charter. Check **YES** if you agree and then use the mouse on your PC or the stylist on your mobile device to sign your name).**

Yes

**Signature, Head of Charter School**

A handwritten signature in black ink, appearing to be 'M. Rios', written on a white background.

**Signature, President of the Board of Trustees**

K. Lathen

**Date**

2018/07/31

**Thank you.**

# Certificate of Occupancy

**CO Number: 220150994T005**

This certifies that the premises described herein conforms substantially to the approved plans and specifications and to the requirements of all applicable laws, rules and regulations for the uses and occupancies specified. No change of use or occupancy shall be made unless a new Certificate of Occupancy is issued. *This document or a copy shall be available for inspection at the building at all reasonable times.*

<b>A.</b> <b>Borough:</b> Bronx <b>Address:</b> 1952 BENEDICT AVENUE <b>Building Identification Number (BIN):</b> 2120270	<b>Block Number:</b> 03930 <b>Lot Number(s):</b> 33  <b>Building Type:</b> New	<b>Certificate Type:</b> Temporary <b>Effective Date:</b> 03/03/2017 <b>Expiration Date:</b> 04/08/2017
<b>This building is subject to this Building Code: 2008 Code</b>		
<i>For zoning lot metes &amp; bounds, please see BISWeb.</i>		
<b>B.</b> <b>Construction classification:</b> 1-B (2014/2008 Code) <b>Building Occupancy Group classification:</b> E (2014/2008 Code) <b>Multiple Dwelling Law Classification:</b> None		
<b>No. of stories:</b> 7 <b>Height in feet:</b> 74 <b>No. of dwelling units:</b> 0		
<b>C. Fire Protection Equipment:</b> Standpipe system, Fire alarm system, Sprinkler system		
<b>D. Type and number of open spaces:</b> None associated with this filing.		
<b>E. This Certificate is issued with the following legal limitations:</b> None		
<b>Outstanding requirements for obtaining Final Certificate of Occupancy:</b>		
There are 19 outstanding requirements. Please refer to BISWeb for further detail.		
<b>Borough Comments:</b> OK TO RENEW TCO FOR 36 DAYS. POST TWO FIREGUARDS PER FLOOR (8 FLOORS X 2= 16 GUARDS) DURING HOURS OF OPERATION UNTIL FIRE ALARM IS SIGNED OFF		



Borough Commissioner



Commissioner

# Certificate of Occupancy

CO Number: 220150994T005

Permissible Use and Occupancy						
All Building Code occupancy group designations below are 2008 designations.						
Floor From To	Maximum persons permitted	Live load lbs per sq. ft.	Building Code occupancy group	Dwelling or Rooming Units	Zoning use group	Description of use
CEL	317	OG	A-3		3	GYMNASIUM WITHOUT SPECTATOR SEATING
CEL		OG	E		3	ADMINISTRATIVE OFFICE, BOILER ROOM, METER ROOMS
001 001		100	E		3	LOBBY, ADMINISTRATION OFFICES
002 002 163		100	A-3		3	CAFETERIA, KITCHEN
003 003		100	E		3	FOUR (4) CLASS ROOMS, ADMINISTRATION OFFICE, TWO (2) STUDY ROOMS
004 004		100	E		3	FOUR (4) CLASS ROOMS, ADMINISTRATION OFFICE, TWO (2) STUDY ROOMS
005 005		100	E		3	FOUR (4) CLASS ROOMS, ADMINISTRATION OFFICE, STUDY ROOMS
006 006		100	E		3	THREE (3) CLASS ROOMS, STUDY ROOM, TERRACE
007 007		100	E		3	THREE (3) CLASS ROOMS, ADMINISTRATION OFFICE, STUDY ROOM
ZONING EXHIBITS I & III RECORDED UNDER CRFN # 2013000100441 & CFRN # 2013000100262						
END OF SECTION						



Borough Commissioner



Commissioner

END OF DOCUMENT

220150994/005 3/3/2017 4:57:34 PM



# Certificate of Occupancy

**CO Number: 220150958T014**

This certifies that the premises described herein conforms substantially to the approved plans and specifications and to the requirements of all applicable laws, rules and regulations for the uses and occupancies specified. No change of use or occupancy shall be made unless a new Certificate of Occupancy is issued. *This document or a copy shall be available for inspection at the building at all reasonable times.*

<b>A.</b> <b>Borough:</b> Bronx <b>Address:</b> 1960 BENEDICT AVENUE <b>Building Identification Number (BIN):</b> 2028883	<b>Block Number:</b> 03930 <b>Lot Number(s):</b> 38  <b>Building Type:</b> Altered	<b>Certificate Type:</b> Temporary <b>Effective Date:</b> 03/03/2017 <b>Expiration Date:</b> 06/01/2017
<b>This building is subject to this Building Code: 1968 Code</b>		
<i>For zoning lot metes &amp; bounds, please see BISWeb.</i>		
<b>B.</b> <b>Construction classification:</b> 2-B (1968 Code designation) <b>Building Occupancy Group classification:</b> E (2014/2008 Code) <b>Multiple Dwelling Law Classification:</b> None		
<b>No. of stories:</b> 2 <b>Height in feet:</b> 30 <b>No. of dwelling units:</b> 0		
<b>C.</b> <b>Fire Protection Equipment:</b> None associated with this filing.		
<b>D.</b> <b>Type and number of open spaces:</b> None associated with this filing.		
<b>E.</b> <b>This Certificate is issued with the following legal limitations:</b> None		
<b>Outstanding requirements for obtaining Final Certificate of Occupancy:</b>		
There are 22 outstanding requirements. Please refer to BISWeb for further detail.		
<b>Borough Comments:</b>		
OK TO RENEW TCO FOR 90 DAYS		



Borough Commissioner



Commissioner

# Certificate of Occupancy

CO Number: 220150958T014

Permissible Use and Occupancy						
All Building Code occupancy group designations below are 2008 designations.						
Floor From To	Maximum persons permitted	Live load lbs per sq. ft.	Building Code occupancy group	Dwelling or Rooming Units	Zoning use group	Description of use
CEL	130	OG	A-2 A-2		3	CAFETERIA
CEL	59	OG	E		3	BOILER ROOM, MECHANICAL ROOM, METER ROOM, STORAGE, CLASSROOMS
OSP	63	OG	E		3	ACCESSORY RECREATION SPACE.
001 001 173	100		E B		3	ADMINISTRATION OFFICES, CLASSROOMS
002 002 229	60		E		3	CLASSROOMS
ZONING EXHIBITS I & III RECORDED UNDER CRFN # 201300010441 & CRFN # 2013000100262						
END OF SECTION						



Borough Commissioner



Commissioner

END OF DOCUMENT

220150958/014 3/3/2017 4:34:24 PM



# Entry 2 NYS School Report Card Link

Last updated: 07/31/2018

---

## **BRONX CS FOR EXCELLENCE (SUNY TRUSTEES)**

### **1. CHARTER AUTHORIZER (As of June 30th, 2018)**

SUNY-Authorized Charter School

(For technical reasons, please re-select authorizer name from the drop down menu).

### **2. NEW YORK STATE REPORT CARD**

<https://data.nysed.gov/reportcard.php?year=2017&instid=800000056707>

**Provide a direct URL or web link to the most recent New York State School Report Card for the charter school (See <https://reportcards.nysed.gov/>).**

(Charter schools completing year one will not yet have a School Report Card or link to one. Please type "URL is not available" in the space provided).



# Entry 4 Expenditures per Child

Created: 07/27/2018 • Last updated: 07/31/2018

## BRONX CS FOR EXCELLENCE (SUNY TRUSTEES)Section Heading

### Financial Information

This information is required of ALL charter schools. Provide the following measures of fiscal performance of the charter school in Appendix B (Total Expenditures and Administrative Expenditures Per Child):

### 1. Total Expenditures Per Child

To calculate '**Total Expenditures per Child**' take total expenditures (from the unaudited 2017-18 Schedule of Functional Expenses) and divide by the year end FTE student enrollment. (Integers Only. No dollar signs or commas).

**Note: The information on the Schedule of Functional Expenses on pages 41-43 of the Audit Guide can help schools locate the amounts to use in the two per pupil calculations: <http://www.p12.nysed.gov/psc/AuditGuide.html>**

Line 1: Total Expenditures	10050496
Line 2: Year End FTE student enrollment	805
Line 3: Divide Line 1 by Line 2	12485

## 2. Administrative Expenditures per Child

To calculate **'Administrative Expenditures per Child'** To calculate "Administrative Expenditures per Child" first *add* together the following:

1. Take the relevant portion from the 'personnel services cost' row and the 'management and general' column (from the unaudited 2017-18 Schedule of Functional Expenses)
2. Any contracted administrative/management fee paid to other organizations or corporations
3. Take the total from above and divide it by the year-end FTE enrollment. The relevant portion that must be included in this calculation is defined as follows:

Administrative Expenditures: Administration and management of the charter school includes the activities and personnel of the offices of the chief school officer, the finance or business offices, school operations personnel, data management and reporting, human resources, technology, etc. It also includes those administrative and management services provided by other organizations or corporations on behalf of the charter school for which the charter school pays a fee or other compensation. Do not include the FTE of personnel whose role is to directly support the instructional program.

### Notes:

***The information on the Schedule of Functional Expenses on pages 41-43 of the Audit Guide can help schools locate the amounts to use in the two per pupil calculations:***

***<http://www.p12.nysed.gov/psc/AuditGuide.html>.***

**Employee benefit costs or expenditures should not be reported in the above calculations.**

Line 1: Relevant Personnel Services Cost (Row)	367762
Line 2: Management and General Cost (Column)	519963
Line 3: Sum of Line 1 and Line 2	887725
Line 5: Divide Line 3 by the Year End FTE student enrollment	1103

***Thank you.***



**Charter Schools Institute**  
The State University of New York

## GENERAL INSTRUCTIONS FOR ANNUAL BUDGET/QUARTERLY REPORT

### TEMPLATE TABS

#### 1- GRAY tab contains the Instructions




<a href="#">Instructions</a>	Provides description of tabs and input requirements.
<a href="#">Funding by District</a>	Charter School Tuition Rates

#### 2- BLUE tabs require input of information

<a href="#">1.) Name of School</a>	>Select school name from list. >Enter contact information.
<a href="#">2.) Enrollment</a>	Enter enrollment information for Annual Budget (& Revisions) and Quarterly Actuals. Includes: >Enrollment by Grade >Enrollment by District
<a href="#">3.) Staffing Plan</a>	Enter staffing plan information for Annual Budget (& Revisions) and Quarterly Actuals. Includes: >Full Time Equivalent (FTE), by Position Category, By Quarter
<a href="#">4.) Yearly Budget</a>	Enter Yearly Budget information. Includes: >"Pior Year" column may be completed based upon preliminary data, and adjusted with Annual Audited data when the Quarter 2 Actuals are being submitted. (Note: Quarterly Revenue allocation may be set) >Budgeted Enrollment data and Per Pupil Revenue for the current year are populated based upon input on tab "2.) Enrollment." >Budgeted FTE for current year is populated based upon input on tab "3.) Staffing Plan." >All other sources of revenue >All expenses >Budget Revisions, as necessary and <i>approved</i> by the school's Board of Directors, should be submitted when submitting Quarterly Actuals
<a href="#">5.) Balance Sheet</a>	Enter Balance Sheet information for EdCorps. Separate schools merged into a primary EdCorp should NOT use this tab. >"Pior Year" column may be completed based upon preliminary data, and adjusted with Annual Audited data when the Quarter 2 Actuals are being submitted.

<a href="#">6.) Quarterly Report</a>	Enter Actual Quarterly Report information . Includes: >Actual Enrollment data and Per Pupil Revenue for the current year are populated based upon input on tab "2.) Enrollment." >Actual FTE for current year is populated based upon input on tab "3.) Staffing Plan." >All other sources of revenue >All expenses
<a href="#">7.) Annual Report Requirement</a>	Complete when submitting Actual Quarter 4.

#### CELL COLORS & GUIDANCE COMMENTS

-  = Enter information into the light BLUE shaded cells.
-  = Cells labeled in ORANGE contain guidance regarding the input of information.
-  = Cells containing RED triangles in the upper right corner contain "guidance comments" on that particular line item. Please "mouse-over" the triangle to reveal each comment.

**Charter Funding Alphabetical By NYS School District**  
**\* (Sum of Charter School Basic Tuition and Supplemental Basic Tuition)**





## ANNUAL BUDGET & QUARTERLY REPORT TEMPLATE

### Bronx Charter School for Excellence

#### SCHOOL

Name:	Bronx Charter School for Excellence
-------	-------------------------------------

#### CONTACT INFORMATION

Contact Name:	Vikas Kaushal
Contact Title:	Chief Financial Officer
Contact Email:	
Contact Phone:	

#### REPORT PERIOD

Current Academic Year:	2018-19
Prior Academic Year:	2017-18

**BRONX CHARTER SCHOOL FOR EXCELLENCE  
2018-19**

**ENROLLMENT BY GRADES**

GRADES	K	1	2	3	4	5	6	7
INITIAL BUDGETED ENROLLMENT	90	90	90	90	90	90	90	90
TOTAL ENROLLMENT = 810								

**ENROLLMENT BY DISTRICT**

		<b>PRIOR YEAR</b> <b>ACTUAL</b>    	<b>ANNUAL BUDGET</b> <b>TOTAL DISTRICTS/ENROLLMENT BY QUARTER</b>							
			<b>QUARTER 1</b>		<b>QUARTER 2</b>		<b>QUARTER 3</b>		<b>QUAR</b>	
			Original	<i>Revised</i>	Original	<i>Revised</i>	Original	<i>Revised</i>	Original	
NUMBER OF SCHOOL DISTRICTS ENROLLED:		1	1	0	1	0	1	0	1	
NUMBER OF STUDENTS ENROLLED:		804.665	810	0	810	0	810	0	810	
			<i><b>*NOTE:</b> If there are NO budget revisions at the time of quarterly submittal leave the 'REVISED' COMPLETELY BLANK. If budget revisions ARE made, the entire "REVISED" budget columns affected quarter(s) must be completed on tabs 2, 3 and 4.</i>							
		<b>PRIOR YEAR</b> <b>2017-18</b>    	<b>ANNUAL BUDGET</b>							
			<b>QUARTER 1</b>		<b>QUARTER 2</b>		<b>QUARTER 3</b>		<b>QUAR</b>	
		Actual Enrollment	Original Budgeted Enrollment	<i>Revised</i> Budgeted Enrollment	Original Budgeted Enrollment	<i>Revised</i> Budgeted Enrollment	Original Budgeted Enrollment	<i>Revised</i> Budgeted Enrollment	Original Budgeted Enrollment	
PRIMARY/OTHER			810		810		810		810	
DISTRICT NAME(S)										
PRIMARY District	NYC CHANCELLOR'S OFFICE	804.665								
SECONDARY District	(Select from drop-down list) →									

[illegible]

8	9	10	11	12
90				

[illegible]

PLAN - FULL TIME EQUIVALENT

STAFFING PLAN - FULL TIME EQUIVALENT ("FTE")

**\*NOTE:** Enter the number of FTE positions in the "blue" cells.

**\*NOTE:** Enter the number of FTE positions in the "blue" cells.

**\*NOTE:** If there are NO budget revisions at the time of quarterly submittal leave the 'REVISED' Column(s) COMPLETELY BLANK.

**\*NOTE:**

ADMINISTRATIVE PERSONNEL FTE	ADMINISTRATIVE PERSONNEL FTE
Executive Management	Executive Management
Instructional Management	Instructional Management
Deans, Directors & Coordinators	Deans, Directors & Coordinators
CFO / Director of Finance	CFO / Director of Finance
Operation / Business Manager	Operation / Business Manager
Administrative Staff	Administrative Staff
TOTAL ADMINISTRATIVE STAFF	TOTAL ADMINISTRATIVE STAFF

PRIOR YEAR
2017-18
ACTUAL
4.0
5.0
1.0
9.0
19.0

ANNUAL BUDGETED FTE							
Q1		Q2		Q3		Q4	
Original	Revised	Original	Revised	Original	Revised	Original	Revised
3.0		3.0		3.0		3.0	
10.0		10.0		10.0		10.0	
		0.0		0.0		0.0	
1.0		1.0		1.0		1.0	
8.0		8.0		8.0		8.0	
22.0	0.0	22.0	0.0	22.0	0.0	22.0	0.0

INSTRUCTIONAL PERSONNEL FTE	INSTRUCTIONAL PERSONNEL FTE
Teachers - Regular	Teachers - Regular
Teachers - SPED	Teachers - SPED
Substitute Teachers	Substitute Teachers
Teaching Assistants	Teaching Assistants
Specialty Teachers	Specialty Teachers
Aides	Aides
Therapists & Counselors	Therapists & Counselors
Other	Other
TOTAL INSTRUCTIONAL	TOTAL INSTRUCTIONAL

PRIOR YEAR
2017-18
ACTUAL
31.0
3.0
6.0
9.0
2.0
51.0

ANNUAL BUDGETED FTE							
Q1		Q2		Q3		Q4	
Original	Revised	Original	Revised	Original	Revised	Original	Revised
30.0		30.0		30.0		30.0	
7.0		7.0		7.0		7.0	
		0.0		0.0		0.0	
11.0		11.0		11.0		11.0	
9.0		9.0		9.0		9.0	
		0.0		0.0		0.0	
2.0		2.0		2.0		2.0	
		0.0		0.0		0.0	
59.0	0.0	59.0	0.0	59.0	0.0	59.0	0.0

NON-INSTRUCTIONAL PERSONNEL FTE	NON-INSTRUCTIONAL PERSONNEL FTE
Nurse	Nurse
Librarian	Librarian
Custodian	Custodian
Security	Security
Other	Other
TOTAL NON-INSTRUCTIONAL	TOTAL NON-INSTRUCTIONAL

PRIOR YEAR
2017-18
ACTUAL
0.0

ANNUAL BUDGETED FTE							
Q1		Q2		Q3		Q4	
Original	Revised	Original	Revised	Original	Revised	Original	Revised
1.0		1.0		1.0		1.0	
1.0	0.0	1.0	0.0	1.0	0.0	1.0	0.0

TOTAL PERSONNEL SERVICE FTE	TOTAL PERSONNEL SERVICE FTE
-----------------------------	-----------------------------

70.0
------

82.0	0.0	82.0	0.0	82.0	0.0	82.0	0.0
------	-----	------	-----	------	-----	------	-----

**NX CHARTER SCHOOL FOR EXCELLENCE  
2018-19**

**PLAN - FULL TIME EQUIVALENT**

***\*NOTE:** Enter the number of FTE positions in the "blue" cells.*

*Should be input.*

***\*NOTE:** State the assumptions that are being made for personnel FTE levels.*

ADMINISTRATIVE PERSONNEL FTE	
	Q4
	Actual
Executive Management	
Instructional Management	
Deans, Directors & Coordinators	
CFO / Director of Finance	
Operation / Business Manager	
Administrative Staff	
TOTAL ADMINISTRATIVE STAFF	0.0

Description of Assumptions
1 MS principal and 3 ES principals
Dean of Students, 4 Academic Deans, 2 HS Placement, 3 Lead Specialist Coordinators
School Aides and Office Assistants

INSTRUCTIONAL PERSONNEL FTE	
	Q4
	Actual
Teachers - Regular	
Teachers - SPED	
Substitute Teachers	
Teaching Assistants	
Specialty Teachers	
Aides	
Therapists & Counselors	
Other	
TOTAL INSTRUCTIONAL	0.0

Description of Assumptions
Educational Associates
Social Workers

NON-INSTRUCTIONAL PERSONNEL FTE	
	Q4
	Actual
Nurse	
Librarian	
Custodian	
Security	
Other	
TOTAL NON-INSTRUCTIONAL	0.0

Description of Assumptions

<b>TOTAL PERSONNEL SERVICE FTE</b>	0.0
------------------------------------	-----

--

		BRONX CHARTER SCHOOL FOR EXCELLENCE							
		Budget / Operating Plan							
		2018-19							
Total Revenue		13,411,108	3,310,491	-	-	3,511,322	-	-	3,560,250
Total Expenses		9,640,223	2,600,294	-	-	3,177,901	-	-	3,199,019
Net Income		3,770,885	710,197	-	-	333,421	-	-	361,231
Actual Student Enrollment		805	810	-	-	810	-	-	810
		Prior Year Actual 2017-18 Revenue Per Pupil	1st Quarter - 7/1 - 9/30			2nd Quarter - 10/1 - 12/31			3rd Quarter - 10/1 - 12/31
			Original Budget	Revised Budget	Variance	Original Budget	Revised Budget	Variance	Original Budget
<b>REVENUE</b>		Allocate Per Pupil Revenue by Quarter	*NOTE: If there are NO budget revisions at the time of quarterly submittal leave If budget revisions ARE made, the entire "REVISED" budget columns for the affected						
<b>REVENUES FROM STATE SOURCES</b>		2018-19							
Per Pupil Revenue	Per Pupil Rate	PPR %/Qtr->	25.0%	25.0%		25.0%	25.0%		25.0%
NYC CHANCELLOR'S OFFICE	15,307	11,689,368	3,099,668	-	-	3,099,668	-	-	3,099,668
-	-		-	-	-	-	-	-	-
-	-		-	-	-	-	-	-	-
-	-		-	-	-	-	-	-	-
-	-		-	-	-	-	-	-	-
-	-		-	-	-	-	-	-	-
-	-		-	-	-	-	-	-	-
-	-		-	-	-	-	-	-	-
-	-		-	-	-	-	-	-	-
-	-		-	-	-	-	-	-	-
-	-		-	-	-	-	-	-	-
-	-		-	-	-	-	-	-	-
-	-		-	-	-	-	-	-	-
-	-		-	-	-	-	-	-	-
-	-		-	-	-	-	-	-	-
-	-		-	-	-	-	-	-	-
ALL OTHER School Districts: ( Weighted Avg )	-		-	-	-	-	-	-	-
TOTAL Per Pupil Revenue (Weighted Average Per Pupil Funding)	15,307	11,689,368	3,099,668	-	-	3,099,668	-	-	3,099,668
Special Education Revenue		724,236	170,573		-	170,573		-	170,573
Grants									
Stimulus					-			-	
DYCD (Department of Youth and Community Development)					-			-	
Other					-			-	
NYC DoE Rental Assistance									
Other					-			-	
TOTAL REVENUE FROM STATE SOURCES		12,413,604	3,270,241	-	-	3,270,241	-	-	3,270,241
<b>REVENUE FROM FEDERAL FUNDING</b>									
IDEA Special Needs		49,110			-	35,039		-	
Title I		457,688			-	82,642		-	165,284
Title Funding - Other		110,377			-	2,650		-	3,975
School Food Service (Free Lunch)		314,950	40,250		-	120,750		-	120,750
Grants									



	BRONX CHARTER SCHOOL FOR EXCELLENCE Budget / Operating Plan 2018-19							
Total Revenue	13,411,108	3,310,491	-	-	3,511,322	-	-	3,560,250
Total Expenses	9,640,223	2,600,294	-	-	3,177,901	-	-	3,199,019
Net Income	3,770,885	710,197	-	-	333,421	-	-	361,231
Actual Student Enrollment	805	810	-	-	810	-	-	810
	Prior Year Actual 2017-18 Revenue Per Pupil	1st Quarter - 7/1 - 9/30			2nd Quarter - 10/1 - 12/31			3rd Quarter - 1/1 - 3/31
		Original Budget	Revised Budget	Variance	Original Budget	Revised Budget	Variance	Original Budget
Charter School Program (CSP) Planning & Implementation				-			-	
Other				-			-	
Other				-			-	
TOTAL REVENUE FROM FEDERAL SOURCES	932,125	40,250	-	-	241,081	-	-	290,009
<b>LOCAL and OTHER REVENUE</b>								
Contributions and Donations	152			-			-	
Fundraising				-			-	
Erate Reimbursement	3,723			-			-	
Earnings on Investments				-			-	
Interest Income				-			-	
Food Service (Income from meals)	6,347			-			-	
Text Book				-			-	
OTHER	55,157			-			-	
TOTAL REVENUE FROM LOCAL and OTHER SOURCES	65,379	-	-	-	-	-	-	-
<b>TOTAL REVENUE</b>	<b>13,411,108</b>	<b>3,310,491</b>	<b>-</b>	<b>-</b>	<b>3,511,322</b>	<b>-</b>	<b>-</b>	<b>3,560,250</b>

			BRONX CHARTER SCHOOL FOR EXCELLENCE							
			Budget / Operating Plan							
			2018-19							
Total Revenue			13,411,108	3,310,491	-	-	3,511,322	-	-	3,560,250
Total Expenses			9,640,223	2,600,294	-	-	3,177,901	-	-	3,199,019
Net Income			3,770,885	710,197	-	-	333,421	-	-	361,231
Actual Student Enrollment			805	810	-	-	810	-	-	810
			Prior Year Actual	1st Quarter - 7/1 - 9/30			2nd Quarter - 10/1 - 12/31			3rd Quarter - 1/1 - 3/31
			2017-18	Original	Revised		Original	Revised		Original
			Revenue Per Pupil	Budget	Budget	Variance	Budget	Budget	Variance	Budget
EXPENSES										
ADMINISTRATIVE STAFF PERSONNEL COSTS		Avg. No. of Positions								
Executive Management	-					-			-	
Instructional Management	3.00		353,561	112,500		-	112,500		-	112,500
Deans, Directors & Coordinators	10.00		440,482	186,518		-	211,870		-	211,870
CFO / Director of Finance	-					-			-	
Operation / Business Manager	1.00			23,750		-	23,750		-	23,750
Administrative Staff	8.00		345,955	85,139		-	85,139		-	85,139
TOTAL ADMINISTRATIVE STAFF	22.00		1,139,999	407,907	-	-	433,259	-	-	433,259
INSTRUCTIONAL PERSONNEL COSTS										
Teachers - Regular	30.00		1,759,921	248,027		-	496,054		-	496,054
Teachers - SPED	7.00		135,854	54,772		-	109,545		-	109,545
Substitute Teachers	-					-			-	
Teaching Assistants	11.00		279,745	56,509		-	113,018		-	113,018
Specialty Teachers	9.00		542,473	95,654		-	144,957		-	144,957
Aides	-					-			-	
Therapists & Counselors	2.00			32,500		-	32,500		-	32,500
Other	-		(3,500)			-			-	25,000
TOTAL INSTRUCTIONAL	59.00		2,714,493	487,462	-	-	896,074	-	-	921,074
NON-INSTRUCTIONAL PERSONNEL COSTS										
Nurse	-					-			-	
Librarian	-					-			-	
Custodian	1.00		22,026	17,500		-	17,500		-	17,500
Security	-					-			-	
Other	-					-			-	
TOTAL NON-INSTRUCTIONAL	1.00		22,026	17,500	-	-	17,500	-	-	17,500
SUBTOTAL PERSONNEL SERVICE COSTS		82.00	3,876,518	912,869	-	-	1,346,833	-	-	1,371,833
PAYROLL TAXES AND BENEFITS										
Payroll Taxes			371,751	69,834		-	103,033		-	104,945

		BRONX CHARTER SCHOOL FOR EXCELLENCE							
		Budget / Operating Plan							
		2018-19							
Total Revenue		13,411,108	3,310,491	-	-	3,511,322	-	-	3,560,250
Total Expenses		9,640,223	2,600,294	-	-	3,177,901	-	-	3,199,019
Net Income		3,770,885	710,197	-	-	333,421	-	-	361,231
Actual Student Enrollment		805	810	-	-	810	-	-	810
		Prior Year Actual 2017-18 Revenue Per Pupil	1st Quarter - 7/1 - 9/30			2nd Quarter - 10/1 - 12/31			3rd Quarter - 1/1 - 3/31
			Original Budget	Revised Budget	Variance	Original Budget	Revised Budget	Variance	Original Budget
Fringe / Employee Benefits		369,208	256,673		-	256,673		-	256,673
Retirement / Pension		1,510	38,052		-	38,052		-	38,052
TOTAL PAYROLL TAXES AND BENEFITS		742,469	364,559	-	-	397,758	-	-	399,670
<b>TOTAL PERSONNEL SERVICE COSTS</b>	82.00	4,618,987	1,277,428	-	-	1,744,591	-	-	1,771,503
<b>CONTRACTED SERVICES</b>									
Accounting / Audit		1,665			-			-	
Legal		6,948	1,976		-	1,976		-	1,976
Management Company Fee		1,341,460	422,618		-	422,618		-	422,618
Nurse Services					-			-	
Food Service / School Lunch		548,053	63,418		-	190,254		-	190,254
Payroll Services		8,250	2,534		-	2,534		-	2,534
Special Ed Services					-			-	
Titlement Services (i.e. Title I)					-			-	
		816,590	163,080		-	223,382		-	223,382
Other Purchased / Professional / Consulting					-			-	
TOTAL CONTRACTED SERVICES		2,722,967	653,626	-	-	840,764	-	-	840,764

	BRONX CHARTER SCHOOL FOR EXCELLENCE Budget / Operating Plan 2018-19							
Total Revenue	13,411,108	3,310,491	-	-	3,511,322	-	-	3,560,250
Total Expenses	9,640,223	2,600,294	-	-	3,177,901	-	-	3,199,019
Net Income	3,770,885	710,197	-	-	333,421	-	-	361,231
Actual Student Enrollment	805	810	-	-	810	-	-	810
	Prior Year Actual 2017-18 Revenue Per Pupil	1st Quarter - 7/1 - 9/30			2nd Quarter - 10/1 - 12/31			3rd Quarter - 10/1 - 12/31
		Original Budget	Revised Budget	Variance	Original Budget	Revised Budget	Variance	Original Budget
<b>SCHOOL OPERATIONS</b>								
Board Expenses				-			-	
Classroom / Teaching Supplies & Materials	88,409	62,349		-	14,845		-	14,845
Special Ed Supplies & Materials				-			-	
Textbooks / Workbooks				-			-	
Supplies & Materials other	90,855	65,219		-	15,528		-	15,528
Equipment / Furniture	49,552			-			-	
Telephone	27,684	6,836		-	6,836		-	6,836
Technology	683	939		-	2,395		-	2,395
Student Testing & Assessment	13,405	6,213		-			-	6,213
Field Trips	10,742	611		-	1,834		-	1,834
Transportation (student)	1,123	1,030		-			-	
Student Services - other	68,916	5,068		-	14,053		-	14,301
Office Expense	79,079	19,876		-	19,876		-	19,876
Staff Development	56,118	4,636		-	13,907		-	13,907
Staff Recruitment	9,072			-	2,501		-	5,003
Student Recruitment / Marketing	7,173	1,739		-	870		-	1,739
School Meals / Lunch				-			-	
Travel (Staff)	1,562	164		-	493		-	493
Fundraising	500			-			-	
Other	1,148,000	300,923		-	320,026		-	304,400
TOTAL SCHOOL OPERATIONS	1,652,873	475,603	-	-	413,164	-	-	407,370
<b>FACILITY OPERATION &amp; MAINTENANCE</b>								
Insurance	95,450	31,734		-	31,734		-	31,734
Janitorial	53,589	12,188		-	12,188		-	12,188
Building and Land Rent / Lease / Facility Finance Interest				-			-	
Repairs & Maintenance	255,975	67,360		-	67,360		-	67,360
Equipment / Furniture	64,516	35,222		-	20,967		-	20,967
Security	12,969	4,635		-	4,635		-	4,635
Utilities	162,897	42,498		-	42,498		-	42,498
TOTAL FACILITY OPERATION & MAINTENANCE	645,396	193,637	-	-	179,382	-	-	179,382
<b>DEPRECIATION &amp; AMORTIZATION</b>				-			-	

	BRONX CHARTER SCHOOL FOR EXCELLENCE Budget / Operating Plan 2018-19							
Total Revenue	13,411,108	3,310,491	-	-	3,511,322	-	-	3,560,250
Total Expenses	9,640,223	2,600,294	-	-	3,177,901	-	-	3,199,019
Net Income	3,770,885	710,197	-	-	333,421	-	-	361,231
Actual Student Enrollment	805	810	-	-	810	-	-	810
	Prior Year Actual 2017-18 Revenue Per Pupil	1st Quarter - 7/1 - 9/30			2nd Quarter - 10/1 - 12/31			3rd C
		Original Budget	Revised Budget	Variance	Original Budget	Revised Budget	Variance	Original Budget
RESERVES / CONTINGENCY				-			-	
DEFERRED RENT								
TOTAL EXPENSES	<u>9,640,223</u>	<u>2,600,294</u>	-	-	<u>3,177,901</u>	-	-	<u>3,199,019</u>
NET INCOME	<u>3,770,885</u>	<u>710,197</u>	-	-	<u>333,421</u>	-	-	<u>361,231</u>

	BRONX CHARTER SCHOOL FOR EXCELLENCE								
	Budget / Operating Plan								
	2018-19								
	3rd C								
Total Revenue	13,411,108	3,310,491	-	-	3,511,322	-	-	3,560,250	
Total Expenses	9,640,223	2,600,294	-	-	3,177,901	-	-	3,199,019	
Net Income	3,770,885	710,197	-	-	333,421	-	-	361,231	
Actual Student Enrollment	805	810	-	-	810	-	-	810	
	Prior Year Actual	1st Quarter - 7/1 - 9/30			2nd Quarter - 10/1 - 12/31			3rd C	
	2017-18								
	Revenue Per	Original	Revised		Original	Revised		Original	
	Pupil	Budget	Budget	Variance	Budget	Budget	Variance	Budget	
ENROLLMENT - *School Districts Are Linked To Above Entries*									
	Number of Districts:								
	NYC CHANCELLOR'S OFFICE	1	1	-	-	1	-	-	1
	-	805	810	-	-	810	-	-	810
	-	-	-	-	-	-	-	-	-
	-	-	-	-	-	-	-	-	-
	-	-	-	-	-	-	-	-	-
	-	-	-	-	-	-	-	-	-
	-	-	-	-	-	-	-	-	-
	-	-	-	-	-	-	-	-	-
	-	-	-	-	-	-	-	-	-
	-	-	-	-	-	-	-	-	-
	-	-	-	-	-	-	-	-	-
	-	-	-	-	-	-	-	-	-
	-	-	-	-	-	-	-	-	-
	-	-	-	-	-	-	-	-	-
	-	-	-	-	-	-	-	-	-
	-	-	-	-	-	-	-	-	-
	-	-	-	-	-	-	-	-	-
	ALL OTHER School Districts: ( Weighted Avg )	-	-	-	-	-	-	-	-
	TOTAL ENROLLMENT	805	810	-	-	810	-	-	810
	REVENUE PER PUPIL	16,667	4,087	-	-	4,335	-	-	4,395
EXPENSES PER PUPIL	11,980	3,210	-	-	3,923	-	-	3,949	



<b>Total Revenue</b>	-	-	<b>3,973,031</b>	-	-
<b>Total Expenses</b>	-	-	<b>4,651,106</b>	-	-
<b>Net Income</b>	-	-	<b>(678,076)</b>	-	-
<b>Actual Student Enrollment</b>	-	-	<b>810</b>	-	-
	<b>Quarter - 1/1 - 3/31</b>		<b>4th Quarter - 4/1 - 6/30</b>		
	<b>Revised Budget</b>	<b>Variance</b>	<b>Original Budget</b>	<b>Revised Budget</b>	<b>Variance</b>
Charter School Program (CSP) Planning & Implementation		-			-
Other		-			-
Other		-			-
<b>TOTAL REVENUE FROM FEDERAL SOURCES</b>	-	-	292,659	-	-
<b>LOCAL and OTHER REVENUE</b>					
Contributions and Donations		-			-
Fundraising		-			-
Erate Reimbursement		-			-
Earnings on Investments		-			-
Interest Income		-			-
Food Service (Income from meals)		-			-
Text Book		-	63,981		-
OTHER		-			-
<b>TOTAL REVENUE FROM LOCAL and OTHER SOURCES</b>	-	-	63,981	-	-
<b>TOTAL REVENUE</b>	-	-	<b>3,973,031</b>	-	-



<b>Total Revenue</b>			-	-	3,973,031	-	-
<b>Total Expenses</b>			-	-	4,651,106	-	-
<b>Net Income</b>			-	-	(678,076)	-	-
<b>Actual Student Enrollment</b>			-	-	810	-	-
			<b>Quarter - 1/1 - 3/31</b>		<b>4th Quarter - 4/1 - 6/30</b>		
			<b>Revised Budget</b>	<b>Variance</b>	<b>Original Budget</b>	<b>Revised Budget</b>	<b>Variance</b>
<b>EXPENSES</b>							
<b>ADMINISTRATIVE STAFF PERSONNEL COSTS</b>		Avg. No. of Positions					
Executive Management	-			-			-
Instructional Management	3.00			-	112,500		-
Deans, Directors & Coordinators	10.00			-	237,223		-
CFO / Director of Finance	-			-			-
Operation / Business Manager	1.00			-	23,750		-
Administrative Staff	8.00			-	85,139		-
<b>TOTAL ADMINISTRATIVE STAFF</b>	<b>22.00</b>		-	-	458,612	-	-
<b>INSTRUCTIONAL PERSONNEL COSTS</b>							
Teachers - Regular	30.00			-	744,080		-
Teachers - SPED	7.00			-	164,317		-
Substitute Teachers	-			-			-
Teaching Assistants	11.00			-	169,527		-
Specialty Teachers	9.00			-	194,261		-
Aides	-			-			-
Therapists & Counselors	2.00			-	32,500		-
Other	-			-	225,000		-
<b>TOTAL INSTRUCTIONAL</b>	<b>59.00</b>		-	-	1,529,685	-	-
<b>NON-INSTRUCTIONAL PERSONNEL COSTS</b>							
Nurse	-			-			-
Librarian	-			-			-
Custodian	1.00			-	17,500		-
Security	-			-			-
Other	-			-			-
<b>TOTAL NON-INSTRUCTIONAL</b>	<b>1.00</b>		-	-	17,500	-	-
<b>SUBTOTAL PERSONNEL SERVICE COSTS</b>		<b>82.00</b>	-	-	2,005,797	-	-
<b>PAYROLL TAXES AND BENEFITS</b>							
Payroll Taxes				-	153,443		-

<b>Total Revenue</b>		-	-	3,973,031	- -
<b>Total Expenses</b>		-	-	4,651,106	- -
<b>Net Income</b>		-	-	(678,076)	- -
<b>Actual Student Enrollment</b>		-	-	810	- -
		<b>Quarter - 1/1 - 3/31</b>		<b>4th Quarter - 4/1 - 6/30</b>	
		<b>Revised Budget</b>	<b>Variance</b>	<b>Original Budget</b>	<b>Revised Budget      Variance</b>
Fringe / Employee Benefits			-	256,673	-
Retirement / Pension			-	38,052	-
TOTAL PAYROLL TAXES AND BENEFITS		-	-	448,168	-
<b>TOTAL PERSONNEL SERVICE COSTS</b>		-	-	2,453,965	-
<b>CONTRACTED SERVICES</b>					
Accounting / Audit			-	33,372	-
Legal			-	1,976	-
Management Company Fee			-	422,618	-
Nurse Services			-		-
Food Service / School Lunch			-	190,254	-
Payroll Services			-	2,534	-
Special Ed Services			-		-
Titlement Services (i.e. Title I)			-		-
			-	223,382	-
Other Purchased / Professional / Consulting		-	-	874,136	-
TOTAL CONTRACTED SERVICES		-	-		-

<b>Total Revenue</b>	-	-	<b>3,973,031</b>	-	-
<b>Total Expenses</b>	-	-	<b>4,651,106</b>	-	-
<b>Net Income</b>	-	-	<b>(678,076)</b>	-	-
<b>Actual Student Enrollment</b>	-	-	<b>810</b>	-	-
	<b>Quarter - 1/1 - 3/31</b>		<b>4th Quarter - 4/1 - 6/30</b>		
	<b>Revised Budget</b>	<b>Variance</b>	<b>Original Budget</b>	<b>Revised Budget</b>	<b>Variance</b>
<b>SCHOOL OPERATIONS</b>					
Board Expenses		-			-
Classroom / Teaching Supplies & Materials		-	14,845		-
Special Ed Supplies & Materials		-			-
Textbooks / Workbooks		-	63,981		-
Supplies & Materials other		-	15,528		-
Equipment / Furniture		-			-
Telephone		-	6,836		-
Technology		-	2,395		-
Student Testing & Assessment		-	12,427		-
Field Trips		-	1,834		-
Transportation (student)		-			-
Student Services - other		-	13,887		-
Office Expense		-	19,876		-
Staff Development		-	13,907		-
Staff Recruitment		-	2,501		-
Student Recruitment / Marketing		-	870		-
School Meals / Lunch		-			-
Travel (Staff)		-	493		-
Fundraising		-	618		-
Other		-	323,026		-
<b>TOTAL SCHOOL OPERATIONS</b>	-	-	493,024	-	-
<b>FACILITY OPERATION &amp; MAINTENANCE</b>					
Insurance		-	31,734		-
Janitorial		-	12,188		-
Building and Land Rent / Lease / Facility Finance Interest		-	451		-
Repairs & Maintenance		-	67,360		-
Equipment / Furniture		-	20,967		-
Security		-	4,635		-
Utilities		-	42,498		-
<b>TOTAL FACILITY OPERATION &amp; MAINTENANCE</b>	-	-	179,833	-	-
<b>DEPRECIATION &amp; AMORTIZATION</b>		-	650,148		-

Total Revenue	-	-	3,973,031	-	-	
Total Expenses	-	-	4,651,106	-	-	
Net Income	-	-	(678,076)	-	-	
Actual Student Enrollment	-	-	810	-	-	
	Quarter - 1/1 - 3/31		4th Quarter - 4/1 - 6/30			
	Revised Budget	Variance	Original Budget	Revised Budget	Variance	
RESERVES / CONTINGENCY		-			-	
DEFERRED RENT						
TOTAL EXPENSES	=	=	4,651,106	=	=	
NET INCOME	=	=	(678,076)	=	=	

	Quarter - 1/1 - 3/31				
Total Revenue	-	-	3,973,031	-	-
Total Expenses	-	-	4,651,106	-	-
Net Income	-	-	(678,076)	-	-
Actual Student Enrollment	-	-	810	-	-
	Quarter - 1/1 - 3/31		4th Quarter - 4/1 - 6/30		
	Revised Budget	Variance	Original Budget	Revised Budget	Variance
<b>ENROLLMENT - *School Districts Are Linked To Above Entries*</b>					
Number of Districts:	-	-	1	-	-
NYC CHANCELLOR'S OFFICE	-	-	810	-	-
-	-	-	-	-	-
-	-	-	-	-	-
-	-	-	-	-	-
-	-	-	-	-	-
-	-	-	-	-	-
-	-	-	-	-	-
-	-	-	-	-	-
-	-	-	-	-	-
-	-	-	-	-	-
-	-	-	-	-	-
-	-	-	-	-	-
-	-	-	-	-	-
-	-	-	-	-	-
-	-	-	-	-	-
ALL OTHER School Districts: ( Weighted Avg )	-	-	-	-	-
<b>TOTAL ENROLLMENT</b>	-	-	<b>810</b>	-	-
<b>REVENUE PER PUPIL</b>	-	-	<b>4,905</b>	-	-
<b>EXPENSES PER PUPIL</b>	-	-	<b>5,742</b>	-	-

		BRONX CHARTER SCHOOL FOR EXCELLENCE					DESCRIPTION OF ASSUMPTIONS
		Budget / Operating Plan					
		2018-19					
Total Revenue		14,355,092	14,355,092	-	943,984	943,984	
Total Expenses		13,628,320	13,628,320	-	(3,988,097)	(3,988,097)	
Net Income		726,772	726,772	-	(3,044,113)	(3,044,113)	
Actual Student Enrollment							
		Total Year			VARIANCE		
		Original Budget	Revised Budget	Variance	Original Budget vs. PY Budget	Revised Budget vs. PY Budget	
REVENUE							
REVENUES FROM STATE SOURCES		2018-19					
Per Pupil Revenue		Per Pupil Rate					
NYC CHANCELLOR'S OFFICE	15,307	12,398,670	12,398,670	-	709,302	709,302	
-	-	-	-	-	-	-	
-	-	-	-	-	-	-	
-	-	-	-	-	-	-	
-	-	-	-	-	-	-	
-	-	-	-	-	-	-	
-	-	-	-	-	-	-	
-	-	-	-	-	-	-	
-	-	-	-	-	-	-	
-	-	-	-	-	-	-	
-	-	-	-	-	-	-	
-	-	-	-	-	-	-	
-	-	-	-	-	-	-	
-	-	-	-	-	-	-	
ALL OTHER School Districts: ( Weighted Avg )	-	-	-	-	-	-	
TOTAL Per Pupil Revenue (Weighted Average Per Pupil Funding)	15,307	12,398,670	12,398,670	-	709,302	709,302	
Special Education Revenue		682,292	682,292	-	(41,944)	(41,944)	
Grants							
Stimulus		-	-	-	-	-	
DYCD (Department of Youth and Community Development)		-	-	-	-	-	
Other		-	-	-	-	-	
NYC DoE Rental Assistance		-	-	-	-	-	
Other		346,150	346,150	-	346,150	346,150	
TOTAL REVENUE FROM STATE SOURCES		13,427,112	13,427,112	-	1,013,508	1,013,508	
REVENUE FROM FEDERAL FUNDING							
IDEA Special Needs		35,039	35,039	-	(14,071)	(14,071)	
Title I		413,210	413,210	-	(44,478)	(44,478)	
Title Funding - Other		13,250	13,250	-	(97,127)	(97,127)	
School Food Service (Free Lunch)		402,500	402,500	-	87,550	87,550	
Grants							

Page 25 of 64

**BRONX CHARTER SCHOOL FOR EXCELLENCE**  
**Budget / Operating Plan**  
**2018-19**

<b>Total Revenue</b>	<b>14,355,092</b>	<b>14,355,092</b>	<b>-</b>	<b>943,984</b>	<b>943,984</b>
<b>Total Expenses</b>	<b>13,628,320</b>	<b>13,628,320</b>	<b>-</b>	<b>(3,988,097)</b>	<b>(3,988,097)</b>
<b>Net Income</b>	<b>726,772</b>	<b>726,772</b>	<b>-</b>	<b>(3,044,113)</b>	<b>(3,044,113)</b>
<b>Actual Student Enrollment</b>					
	<b>Total Year</b>			<b>VARIANCE</b>	
	<b>Original Budget</b>	<b>Revised Budget</b>	<b>Variance</b>	<b>Original Budget vs. PY Budget</b>	<b>Revised Budget vs. PY Budget</b>
Charter School Program (CSP) Planning & Implementation	-	-	-	-	-
Other	-	-	-	-	-
Other	-	-	-	-	-
<b>TOTAL REVENUE FROM FEDERAL SOURCES</b>	<b>863,999</b>	<b>863,999</b>	<b>-</b>	<b>(68,126)</b>	<b>(68,126)</b>
<b>LOCAL and OTHER REVENUE</b>					
Contributions and Donations	-	-	-	(152)	(152)
Fundraising	-	-	-	-	-
Erate Reimbursement	-	-	-	(3,723)	(3,723)
Earnings on Investments	-	-	-	-	-
Interest Income	-	-	-	-	-
Food Service (Income from meals)	-	-	-	(6,347)	(6,347)
Text Book	63,981	63,981	-	63,981	63,981
OTHER	-	-	-	(55,157)	(55,157)
<b>TOTAL REVENUE FROM LOCAL and OTHER SOURCES</b>	<b>63,981</b>	<b>63,981</b>	<b>-</b>	<b>(1,398)</b>	<b>(1,398)</b>
<b>TOTAL REVENUE</b>	<b>14,355,092</b>	<b>14,355,092</b>	<b>-</b>	<b>943,984</b>	<b>943,984</b>

**DESCRIPTION OF ASSUMPTIONS**

			BRONX CHARTER SCHOOL FOR EXCELLENCE				
			Budget / Operating Plan				
			2018-19				
Total Revenue			14,355,092	14,355,092	-	943,984	943,984
Total Expenses			13,628,320	13,628,320	-	(3,988,097)	(3,988,097)
Net Income			726,772	726,772	-	(3,044,113)	(3,044,113)
Actual Student Enrollment							
			Total Year			VARIANCE	
			Original Budget	Revised Budget	Variance	Original Budget vs. PY Budget	Revised Budget vs. PY Budget
			DESCRIPTION OF ASSUMPTIONS				
<b>EXPENSES</b>							
<b>ADMINISTRATIVE STAFF PERSONNEL COSTS</b>	Avg. No. of Positions						
Executive Management	-		-	-	-	-	-
Instructional Management	3.00		450,000	450,000	-	(96,439)	(96,439)
Deans, Directors & Coordinators	10.00		847,481	847,481	-	(406,999)	(406,999)
CFO / Director of Finance	-		-	-	-	-	-
Operation / Business Manager	1.00		95,000	95,000	-	(95,000)	(95,000)
Administrative Staff	8.00		340,556	340,556	-	5,399	5,399
TOTAL ADMINISTRATIVE STAFF	22.00		1,733,037	1,733,037	-	(593,038)	(593,038)
<b>INSTRUCTIONAL PERSONNEL COSTS</b>							
Teachers - Regular	30.00		1,984,215	1,984,215	-	(224,294)	(224,294)
Teachers - SPED	7.00		438,179	438,179	-	(302,325)	(302,325)
Substitute Teachers	-		-	-	-	-	-
Teaching Assistants	11.00		452,072	452,072	-	(172,327)	(172,327)
Specialty Teachers	9.00		579,829	579,829	-	(37,356)	(37,356)
Aides	-		-	-	-	-	-
Therapists & Counselors	2.00		130,000	130,000	-	(130,000)	(130,000)
Other	-		250,000	250,000	-	(253,500)	(253,500)
TOTAL INSTRUCTIONAL	59.00		3,834,295	3,834,295	-	(1,119,802)	(1,119,802)
<b>NON-INSTRUCTIONAL PERSONNEL COSTS</b>							
Nurse	-		-	-	-	-	-
Librarian	-		-	-	-	-	-
Custodian	1.00		70,000	70,000	-	(47,974)	(47,974)
Security	-		-	-	-	-	-
Other	-		-	-	-	-	-
TOTAL NON-INSTRUCTIONAL	1.00		70,000	70,000	-	(47,974)	(47,974)
<b>SUBTOTAL PERSONNEL SERVICE COSTS</b>	82.00		5,637,332	5,637,332	-	(1,760,814)	(1,760,814)
<b>PAYROLL TAXES AND BENEFITS</b>							
Payroll Taxes			431,255	431,255	-	(59,504)	(59,504)

1 MS principal and 2 ES principals  
Dean of Students, 4 Academic Deans, 2 HS  
Placement, 3 Lead Specialist Coordinators

Senior Director of Operations  
School Aides and Office Assistants

16 ES teachers and 14 MS teachers  
4 ES teachers and 3 MS teachers

Educational Associates

Social Workers  
Saturday Academy and Bonuses



		BRONX CHARTER SCHOOL FOR EXCELLENCE					DESCRIPTION OF ASSUMPTIONS
		Budget / Operating Plan				2018-19	
Total Revenue		14,355,092	14,355,092	-	943,984	943,984	
Total Expenses		13,628,320	13,628,320	-	(3,988,097)	(3,988,097)	
Net Income		726,772	726,772	-	(3,044,113)	(3,044,113)	
Actual Student Enrollment							
		Total Year			VARIANCE		
		Original Budget	Revised Budget	Variance	Original Budget vs. PY Budget	Revised Budget vs. PY Budget	
Fringe / Employee Benefits		1,026,692	1,026,692	-	(657,484)	(657,484)	
Retirement / Pension		152,208	152,208	-	(150,698)	(150,698)	
TOTAL PAYROLL TAXES AND BENEFITS		1,610,155	1,610,155	-	(867,686)	(867,686)	
TOTAL PERSONNEL SERVICE COSTS		82.00	7,247,487	7,247,487	-	(2,628,500)	(2,628,500)
CONTRACTED SERVICES							
Accounting / Audit		33,372	33,372	-	(31,707)	(31,707)	
Legal		7,904	7,904	-	(956)	(956)	
Management Company Fee		1,690,472	1,690,472	-	(349,012)	(349,012)	
Nurse Services		-	-	-	-	-	
Food Service / School Lunch		634,180	634,180	-	(86,127)	(86,127)	
Payroll Services		10,136	10,136	-	(1,886)	(1,886)	
Special Ed Services		-	-	-	-	-	
Titlement Services (i.e. Title I)		-	-	-	-	-	
Other Purchased / Professional / Consulting		833,226	833,226	-	(16,636)	(16,636)	Contracted instruction, substitute teachers, contracted janitorial services, In-Kind expense, general, technology, and curriculum consultants,
TOTAL CONTRACTED SERVICES		3,209,290	3,209,290	-	(486,323)	(486,323)	

**BRONX CHARTER SCHOOL FOR EXCELLENCE**  
**Budget / Operating Plan**  
**2018-19**

<b>Total Revenue</b>	<b>14,355,092</b>	<b>14,355,092</b>	<b>-</b>	<b>943,984</b>	<b>943,984</b>
<b>Total Expenses</b>	<b>13,628,320</b>	<b>13,628,320</b>	<b>-</b>	<b>(3,988,097)</b>	<b>(3,988,097)</b>
<b>Net Income</b>	<b>726,772</b>	<b>726,772</b>	<b>-</b>	<b>(3,044,113)</b>	<b>(3,044,113)</b>
<b>Actual Student Enrollment</b>					

Total Year			VARIANCE	
Original Budget	Revised Budget	Variance	Original Budget vs. PY Budget	Revised Budget vs. PY Budget

**DESCRIPTION OF ASSUMPTIONS**

**SCHOOL OPERATIONS**

Board Expenses	-	-	-	-	-
Classroom / Teaching Supplies & Materials	106,884	106,884	-	(18,475)	(18,475)
Special Ed Supplies & Materials	-	-	-	-	-
Textbooks / Workbooks	63,981	63,981	-	(63,981)	(63,981)
Supplies & Materials other	111,803	111,803	-	(20,948)	(20,948)
Equipment / Furniture	-	-	-	49,552	49,552
Telephone	27,344	27,344	-	340	340
Technology	8,124	8,124	-	(7,441)	(7,441)
Student Testing & Assessment	24,853	24,853	-	(11,448)	(11,448)
Field Trips	6,113	6,113	-	4,629	4,629
Transportation (student)	1,030	1,030	-	93	93
Student Services - other	47,309	47,309	-	21,607	21,607
Office Expense	79,504	79,504	-	(425)	(425)
Staff Development	46,357	46,357	-	9,761	9,761
Staff Recruitment	10,005	10,005	-	(933)	(933)
Student Recruitment / Marketing	5,218	5,218	-	1,955	1,955
School Meals / Lunch	-	-	-	-	-
Travel (Staff)	1,643	1,643	-	(81)	(81)
Fundraising	618	618	-	(118)	(118)
Other	1,248,375	1,248,375	-	(100,375)	(100,375)
<b>TOTAL SCHOOL OPERATIONS</b>	<b>1,789,161</b>	<b>1,789,161</b>	<b>-</b>	<b>(136,288)</b>	<b>(136,288)</b>

Saturday Academy, Sports team, year book, school events, extra curricular activities and student counsel.

Dues & subscriptions, bank charges, staff appreciation, bond interest expenses and bond fees.

**FACILITY OPERATION & MAINTENANCE**

Insurance	126,936	126,936	-	(31,486)	(31,486)
Janitorial	48,752	48,752	-	4,837	4,837
Building and Land Rent / Lease / Facility Finance Interest	451	451	-	(451)	(451)
Repairs & Maintenance	269,440	269,440	-	(13,465)	(13,465)
Equipment / Furniture	98,123	98,123	-	(33,607)	(33,607)
Security	18,540	18,540	-	(5,571)	(5,571)
Utilities	169,992	169,992	-	(7,095)	(7,095)
<b>TOTAL FACILITY OPERATION &amp; MAINTENANCE</b>	<b>732,234</b>	<b>732,234</b>	<b>-</b>	<b>(86,838)</b>	<b>(86,838)</b>

**DEPRECIATION & AMORTIZATION**

650,148	650,148	-	(650,148)	(650,148)
---------	---------	---	-----------	-----------

**BRONX CHARTER SCHOOL FOR EXCELLENCE**  
**Budget / Operating Plan**  
**2018-19**

Total Revenue	14,355,092	14,355,092	-	943,984	943,984
Total Expenses	13,628,320	13,628,320	-	(3,988,097)	(3,988,097)
Net Income	726,772	726,772	-	(3,044,113)	(3,044,113)
Actual Student Enrollment					
	Total Year			VARIANCE	
	Original Budget	Revised Budget	Variance	Original Budget vs. PY Budget	Revised Budget vs. PY Budget
RESERVES / CONTINGENCY	-	-	-	-	-
DEFERRED RENT					
TOTAL EXPENSES	<u>13,628,320</u>	<u>13,628,320</u>	-	<u>(3,988,097)</u>	<u>(3,988,097)</u>
NET INCOME	<u>726,772</u>	<u>726,772</u>	-	<u>(3,044,113)</u>	<u>(3,044,113)</u>

**DESCRIPTION OF ASSUMPTIONS**

		BRONX CHARTER SCHOOL FOR EXCELLENCE					DESCRIPTION OF ASSUMPTIONS
		Budget / Operating Plan					
		2018-19					
Total Revenue		14,355,092	14,355,092	-	943,984	943,984	
Total Expenses		13,628,320	13,628,320	-	(3,988,097)	(3,988,097)	
Net Income		726,772	726,772	-	(3,044,113)	(3,044,113)	
Actual Student Enrollment							
		Total Year			VARIANCE		
		Original Budget	Revised Budget	Variance	Original Budget vs. PY Budget	Revised Budget vs. PY Budget	
ENROLLMENT - *School Districts Are Linked To Above Entries*							
Number of Districts:							
NYC CHANCELLOR'S OFFICE							
-							
-							
-							
-							
-							
-							
-							
-							
-							
-							
-							
-							
ALL OTHER School Districts: ( Weighted Avg )							
TOTAL ENROLLMENT							
REVENUE PER PUPIL							
EXPENSES PER PUPIL							

	BRONX CHARTER SCHOOL FOR EXCELLENCE Budget / Operating Plan 2018-19							
Total Revenue	13,411,108	3,310,491	-	-	3,511,322	-	-	3,560,250
Total Expenses	9,640,223	2,600,294	-	-	3,177,901	-	-	3,199,019
Net Income	3,770,885	710,197	-	-	333,421	-	-	361,231
Actual Student Enrollment	805	810	-	-	810	-	-	810
	Prior Year Actual 2017-18 Revenue Per Pupil	1st Quarter - 7/1 - 9/30			2nd Quarter - 10/1 - 12/31			3rd Quarter - 1/1 - 3/31
		Original Budget	Revised Budget	Variance	Original Budget	Revised Budget	Variance	Original Budget
<b>CASH FLOW ADJUSTMENTS</b>								
OPERATING ACTIVITIES {enter descriptions below}								
Example - Add Back Depreciation	-	-	-	-	-	-	-	-
Other	-	-	-	-	-	-	-	-
Total Operating Activities	-	-	-	-	-	-	-	-
INVESTMENT ACTIVITIES {enter descriptions below}								
Example - Subtract Property and Equipment Expenditures	-	-	-	-	-	-	-	-
Other	-	-	-	-	-	-	-	-
Total Investment Activities	-	-	-	-	-	-	-	-
FINANCING ACTIVITIES {enter descriptions below}								
Example - Add Expected Proceeds from a Loan or Line of Credit	-	-	-	-	-	-	-	-
Other	-	-	-	-	-	-	-	-
Total Financing Activities	-	-	-	-	-	-	-	-
Total Cash Flow Adjustments	-	-	-	-	-	-	-	-
NET INCOME	3,770,885	710,197	-	-	333,421	-	-	361,231
Beginning Cash Balance	-	3,770,885	-	-	4,481,082	-	-	4,814,502
ENDING CASH BALANCE	3,770,885	4,481,082	-	-	4,814,502	-	-	5,175,733

<b>Total Revenue</b>	-	-	<b>3,973,031</b>	-	-
<b>Total Expenses</b>	-	-	<b>4,651,106</b>	-	-
<b>Net Income</b>	-	-	<b>(678,076)</b>	-	-
<b>Actual Student Enrollment</b>	-	-	<b>810</b>	-	-
	<b>Quarter - 1/1 - 3/31</b>		<b>4th Quarter - 4/1 - 6/30</b>		
	<b>Revised Budget</b>	<b>Variance</b>	<b>Original Budget</b>	<b>Revised Budget</b>	<b>Variance</b>
<b>CASH FLOW ADJUSTMENTS</b>					
OPERATING ACTIVITIES <i>{enter descriptions below}</i>					
Example - Add Back Depreciation	-	-	-	-	-
Other	-	-	-	-	-
Total Operating Activities	-	-	-	-	-
INVESTMENT ACTIVITIES <i>{enter descriptions below}</i>					
Example - Subtract Property and Equipment Expenditures	-	-	-	-	-
Other	-	-	-	-	-
Total Investment Activities	-	-	-	-	-
FINANCING ACTIVITIES <i>{enter descriptions below}</i>					
Example - Add Expected Proceeds from a Loan or Line of Credit	-	-	-	-	-
Other	-	-	-	-	-
Total Financing Activities	-	-	-	-	-
<b>Total Cash Flow Adjustments</b>	-	-	-	-	-
<b>NET INCOME</b>	-	-	<b>(678,076)</b>	-	-
<b>Beginning Cash Balance</b>	-	-	<b>5,175,733</b>	-	-
<b>ENDING CASH BALANCE</b>	-	-	<b>4,497,657</b>	-	-

		BRONX CHARTER SCHOOL FOR EXCELLENCE					DESCRIPTION OF ASSUMPTIONS		
		Budget / Operating Plan				2018-19			
Total Revenue	14,355,092	14,355,092	-	943,984	943,984				
Total Expenses	13,628,320	13,628,320	-	(3,988,097)	(3,988,097)				
Net Income	726,772	726,772	-	(3,044,113)	(3,044,113)				
Actual Student Enrollment									
		Total Year			VARIANCE				
		Original Budget	Revised Budget	Variance	Original Budget vs. PY Budget	Revised Budget vs. PY Budget			
CASH FLOW ADJUSTMENTS									
OPERATING ACTIVITIES {enter descriptions below}									
Example - Add Back Depreciation									
Other									
Total Operating Activities									
INVESTMENT ACTIVITIES {enter descriptions below}									
Example - Subtract Property and Equipment Expenditures									
Other									
Total Investment Activities									
FINANCING ACTIVITIES {enter descriptions below}									
Example - Add Expected Proceeds from a Loan or Line of Credit									
Other									
Total Financing Activities									
Total Cash Flow Adjustments									
NET INCOME									
Beginning Cash Balance									
ENDING CASH BALANCE									

**BRONX CHARTER SCHOOL FOR EXCELLENCE**  
**ALANCE SHEET**  
**2018-19**

Please enter balance sheet data for the Ed Corp  
Bronx Charter School for Excellence (Combined)  
only on this template.

The balance sheet should include data for  
all charter schools operated by the Ed Corp.

	Prior Year	Q1	Q2	Q3	Q4
	2017-18	As of 9/30	As of 12/31	As of 3/31	As of 6/30
<b><u>ASSETS</u></b>					
<b><u>CURRENT ASSETS</u></b>					
Cash and cash equivalents	-	-	-	-	-
Grants and contracts receivable	-	-	-	-	-
Accounts receivables	-	-	-	-	-
Prepaid Expenses	-	-	-	-	-
Contributions and other receivables	-	-	-	-	-
<b>TOTAL CURRENT ASSETS</b>	-	-	-	-	-
<b><u>PROPERTY, BUILDING AND EQUIPMENT, net</u></b>	-	-	-	-	-
<b><u>OTHER ASSETS</u></b>	-	-	-	-	-
<b>TOTAL ASSETS</b>	-	-	-	-	-
<b><u>LIABILITIES AND NET ASSETS</u></b>					
<b><u>CURRENT LIABILITIES</u></b>					
Accounts payable and accrued expenses	-	-	-	-	-
Accrued payroll and benefits	-	-	-	-	-
Deferred Revenue	-	-	-	-	-
Current maturities of long-term debt	-	-	-	-	-
Short Term Debt - Bonds, Notes Payable	-	-	-	-	-
Other	-	-	-	-	-
<b>TOTAL CURRENT LIABILITIES</b>	-	-	-	-	-
<b><u>LONG-TERM DEBT and NOTES PAYABLE, net current maturities</u></b>	-	-	-	-	-
<b>TOTAL LIABILITIES</b>	-	-	-	-	-
<b><u>NET ASSETS</u></b>					
Unrestricted	-	-	-	-	-
Temporarily restricted	-	-	-	-	-
<b>TOTAL NET ASSETS</b>	-	-	-	-	-
<b>TOTAL LIABILITIES AND NET ASSETS</b>	-	-	-	-	-



### Budget / Operating Plan

2018-19

<b>Total Revenue</b>	-	<b>3,310,491</b>	-	-	<b>3,511,322</b>	-	-
<b>Total Expenses</b>	-	<b>2,600,294</b>	-	-	<b>3,177,901</b>	-	-
<b>Net Income</b>	-	<b>710,197</b>	-	-	<b>333,421</b>	-	-
<b>Actual Student Enrollment</b>	-	<b>810</b>	-	-	<b>810</b>	-	-

<b>*NOTE: Enrollment, Revenue and Expenditure Data IN the 'Total and Variance Analysis' Section is Based on LAST ACTUAL Quarter Completed</b>	1st Quarter - 7/1 - 9/30			2nd Quarter - 10/1 - 12/31			3rd Quarter - 1/1 - 3/31
	Actual	Current Budget	Variance	Actual	Current Budget	Variance	Actual

## REVENUE

## REVENUES FROM STATE SOURCES

Per Pupil Revenue

2018-19  
Per Pupil Rate

NYC CHANCELLOR'S OFFICE

[illegible]

	3,099,668	-		3,099,668	-	
	-	-		-	-	
	-	-		-	-	
	-	-		-	-	
	-	-		-	-	
	-	-		-	-	
	-	-		-	-	
	-	-		-	-	
	-	-		-	-	
	-	-		-	-	
	-	-		-	-	
	-	-		-	-	
	-	-		-	-	
	-	-		-	-	
	-	-		-	-	
	-	-		-	-	
-	3,099,668	-	-	3,099,668	-	-
	170,573	-		170,573	-	

ALL OTHER School Districts: ( Count = 0 )

TOTAL Per Pupil Revenue (Weighted Average Per Pupil Funding)

Special Education Revenue

## Grants

Stimulus

DYCD (Department of Youth and Community Development)

Other

NYC DoE Rental Assistance

Other

TOTAL REVENUE FROM STATE SOURCES

## REVENUE FROM FEDERAL FUNDING

## IDEA Special Needs

## Title I

Title Funding - Other

School Food Service (Free Lunch)

## Grants

## Charter School Program (CSP) Planning & Implementation

Other

	-	-		35,039	-	
	-	-		82,642	-	
	-	-		2,650	-	
	40,250	-		120,750	-	
	-	-		-	-	
	-	-		-	-	

		BRONX CHARTER SCHOOL FOR E	
		Budget / Operating Pla	

2018-19

<b>Total Revenue</b>	-	3,310,491	-	-	3,511,322	-	-
<b>Total Expenses</b>	-	2,600,294	-	-	3,177,901	-	-
<b>Net Income</b>	-	710,197	-	-	333,421	-	-
<b>Actual Student Enrollment</b>	-	810	-	-	810	-	-
<b>*NOTE: Enrollment, Revenue and Expenditure Data IN the 'Total and Variance Analysis' Section is Based on LAST ACTUAL Quarter Completed</b>	<b>1st Quarter - 7/1 - 9/30</b>			<b>2nd Quarter - 10/1 - 12/31</b>			<b>3rd Quarter - 1/1 - 3/31</b>
	<b>Actual</b>	<b>Current Budget</b>	<b>Variance</b>	<b>Actual</b>	<b>Current Budget</b>	<b>Variance</b>	<b>Actual</b>
Other		-	-		-	-	
TOTAL REVENUE FROM FEDERAL SOURCES	-	40,250	-	-	241,081	-	-
<b>LOCAL and OTHER REVENUE</b>							
Contributions and Donations		-	-		-	-	
Fundraising		-	-		-	-	
Erate Reimbursement		-	-		-	-	
Earnings on Investments		-	-		-	-	
Interest Income		-	-		-	-	
Food Service (Income from meals)		-	-		-	-	
Text Book		-	-		-	-	
OTHER		-	-		-	-	
TOTAL REVENUE FROM LOCAL and OTHER SOURCES	-	-	-	-	-	-	-
<b>TOTAL REVENUE</b>	-	<b>3,310,491</b>	-	-	<b>3,511,322</b>	-	-

## BRONX CHARTER SCHOOL FOR E

## Budget / Operating Plan

2018-19

Total Revenue	-	3,310,491	-	-	3,511,322	-	-
Total Expenses	-	2,600,294	-	-	3,177,901	-	-
Net Income	-	710,197	-	-	333,421	-	-
Actual Student Enrollment	-	810	-	-	810	-	-

*NOTE: Enrollment, Revenue and Expenditure Data IN the 'Total and Variance Analysis' Section is Based on LAST ACTUAL Quarter Completed	1st Quarter - 7/1 - 9/30			2nd Quarter - 10/1 - 12/31			3rd Quarter
	Actual	Current Budget	Variance	Actual	Current Budget	Variance	Actual

## EXPENSES

## ADMINISTRATIVE STAFF PERSONNEL COSTS

	Quarter 0 No. of Positions						
Executive Management	-	-	-	-	-	-	-
Instructional Management	-	112,500	-	112,500	-	-	-
Deans, Directors & Coordinators	-	186,518	-	211,870	-	-	-
CFO / Director of Finance	-	-	-	-	-	-	-
Operation / Business Manager	-	23,750	-	23,750	-	-	-
Administrative Staff	-	85,139	-	85,139	-	-	-
TOTAL ADMINISTRATIVE STAFF	-	407,907	-	433,259	-	-	-

## INSTRUCTIONAL PERSONNEL COSTS

Teachers - Regular	-	248,027	-	496,054	-	-	-
Teachers - SPED	-	54,772	-	109,545	-	-	-
Substitute Teachers	-	-	-	-	-	-	-
Teaching Assistants	-	56,509	-	113,018	-	-	-
Specialty Teachers	-	95,654	-	144,957	-	-	-
Aides	-	-	-	-	-	-	-
Therapists & Counselors	-	32,500	-	32,500	-	-	-
Other	-	-	-	-	-	-	-
TOTAL INSTRUCTIONAL	-	487,462	-	896,074	-	-	-

## NON-INSTRUCTIONAL PERSONNEL COSTS

Nurse	-	-	-	-	-	-	-
Librarian	-	-	-	-	-	-	-
Custodian	-	17,500	-	17,500	-	-	-
Security	-	-	-	-	-	-	-
Other	-	-	-	-	-	-	-
TOTAL NON-INSTRUCTIONAL	-	17,500	-	17,500	-	-	-

## SUBTOTAL PERSONNEL SERVICE COSTS

	-	912,869	-	1,346,833	-	-	-
--	---	---------	---	-----------	---	---	---

## PAYROLL TAXES AND BENEFITS

Payroll Taxes		69,834	-	103,033	-	-	-
Fringe / Employee Benefits		256,673	-	256,673	-	-	-
Retirement / Pension		38,052	-	38,052	-	-	-
TOTAL PAYROLL TAXES AND BENEFITS	-	364,559	-	397,758	-	-	-

## TOTAL PERSONNEL SERVICE COSTS

	-	1,277,428	-	1,744,591	-	-	-
--	---	-----------	---	-----------	---	---	---

2018-19

Total Revenue	-	3,310,491	-	-	3,511,322	-	-
Total Expenses	-	2,600,294	-	-	3,177,901	-	-
Net Income	-	710,197	-	-	333,421	-	-
Actual Student Enrollment	-	810	-	-	810	-	-

*NOTE: Enrollment, Revenue and Expenditure Data IN the 'Total and Variance Analysis' Section is Based on LAST ACTUAL Quarter Completed	1st Quarter - 7/1 - 9/30			2nd Quarter - 10/1 - 12/31			3rd Quarter - 1/1 - 3/31
	Actual	Current Budget	Variance	Actual	Current Budget	Variance	Actual
<b>CONTRACTED SERVICES</b>							
Accounting / Audit		-	-		-	-	
Legal		1,976	-		1,976	-	
Management Company Fee		422,618	-		422,618	-	
Nurse Services		-	-		-	-	
Food Service / School Lunch		63,418	-		190,254	-	
Payroll Services		2,534	-		2,534	-	
Special Ed Services		-	-		-	-	
Titlement Services (i.e. Title I)		-	-		-	-	
Other Purchased / Professional / Consulting		163,080	-		223,382	-	
<b>TOTAL CONTRACTED SERVICES</b>	-	653,626	-	-	840,764	-	-

## BRONX CHARTER SCHOOL FOR E

Budget / Operating Plan

2018-19

Total Revenue	-	3,310,491	-	-	3,511,322	-	-
Total Expenses	-	2,600,294	-	-	3,177,901	-	-
Net Income	-	710,197	-	-	333,421	-	-
Actual Student Enrollment	-	810	-	-	810	-	-

*NOTE: Enrollment, Revenue and Expenditure Data IN the 'Total and Variance Analysis' Section is Based on LAST ACTUAL Quarter Completed	1st Quarter - 7/1 - 9/30			2nd Quarter - 10/1 - 12/31			3rd Quarter
	Actual	Current Budget	Variance	Actual	Current Budget	Variance	Actual
<b>SCHOOL OPERATIONS</b>							
Board Expenses	-	-	-	-	-	-	-
Classroom / Teaching Supplies & Materials	62,349	-	-	14,845	-	-	-
Special Ed Supplies & Materials	-	-	-	-	-	-	-
Textbooks / Workbooks	-	-	-	-	-	-	-
Supplies & Materials other	65,219	-	-	15,528	-	-	-
Equipment / Furniture	-	-	-	-	-	-	-
Telephone	6,836	-	-	6,836	-	-	-
Technology	939	-	-	2,395	-	-	-
Student Testing & Assessment	6,213	-	-	-	-	-	-
Field Trips	611	-	-	1,834	-	-	-
Transportation (student)	1,030	-	-	-	-	-	-
Student Services - other	5,068	-	-	14,053	-	-	-
Office Expense	19,876	-	-	19,876	-	-	-
Staff Development	4,636	-	-	13,907	-	-	-
Staff Recruitment	-	-	-	2,501	-	-	-
Student Recruitment / Marketing	1,739	-	-	870	-	-	-
School Meals / Lunch	-	-	-	-	-	-	-
Travel (Staff)	164	-	-	493	-	-	-
Fundraising	-	-	-	-	-	-	-
Other	300,923	-	-	320,026	-	-	-
<b>TOTAL SCHOOL OPERATIONS</b>	-	475,603	-	-	413,164	-	-
<b>FACILITY OPERATION &amp; MAINTENANCE</b>							
Insurance	31,734	-	-	31,734	-	-	-
Janitorial	12,188	-	-	12,188	-	-	-
Building and Land Rent / Lease / Facility Finance Interest	-	-	-	-	-	-	-
Repairs & Maintenance	67,360	-	-	67,360	-	-	-
Equipment / Furniture	35,222	-	-	20,967	-	-	-
Security	4,635	-	-	4,635	-	-	-
Utilities	42,498	-	-	42,498	-	-	-
<b>TOTAL FACILITY OPERATION &amp; MAINTENANCE</b>	-	193,637	-	-	179,382	-	-
<b>DEPRECIATION &amp; AMORTIZATION</b>	-	-	-	-	-	-	-
<b>RESERVES / CONTINGENCY</b>	-	-	-	-	-	-	-
<b>DEFERRED RENT</b>	-	-	-	-	-	-	-

**BRONX CHARTER SCHOOL FOR E**  
**Budget / Operating Pla**

**2018-19**

Total Revenue	-	3,310,491	-	-	3,511,322	-	-
Total Expenses	-	2,600,294	-	-	3,177,901	-	-
Net Income	-	710,197	-	-	333,421	-	-
Actual Student Enrollment	-	810	-	-	810	-	-

*NOTE: Enrollment, Revenue and Expenditure Data IN the 'Total and Variance Analysis' Section is Based on LAST ACTUAL Quarter Completed	1st Quarter - 7/1 - 9/30			2nd Quarter - 10/1 - 12/31			3rd Quarter
	Actual	Current Budget	Variance	Actual	Current Budget	Variance	Actual
TOTAL EXPENSES	-	2,600,294	-	-	3,177,901	-	-
NET INCOME	-	710,197	-	-	333,421	-	-

**2018-19**  
**BRONX CHARTER SCHOOL FOR E**  
**Budget / Operating Pla**

	<b>2018-19</b>			
<b>Total Revenue</b>	-	3,310,491	-	-
<b>Total Expenses</b>	-	2,600,294	-	-
<b>Net Income</b>	-	710,197	-	-
<b>Actual Student Enrollment</b>	-	810	-	3rd C

	<b>1st Quarter - 7/1 - 9/30</b>			<b>2nd Quarter - 10/1 - 12/31</b>			<b>3rd C</b>
<b>*NOTE: Enrollment, Revenue and Expenditure Data IN the 'Total and Variance Analysis' Section is Based on LAST ACTUAL Quarter Completed</b>	<b>Actual</b>	<b>Current Budget</b>	<b>Variance</b>	<b>Actual</b>	<b>Current Budget</b>	<b>Variance</b>	<b>Actual</b>

**ENROLLMENT - \*School Districts Are Linked To Above Entries\***

NYC CHANCELLOR'S OFFICE	-	810	-	-	810	-	-
-	-	-	-	-	-	-	-
-	-	-	-	-	-	-	-
-	-	-	-	-	-	-	-
-	-	-	-	-	-	-	-
-	-	-	-	-	-	-	-
-	-	-	-	-	-	-	-
-	-	-	-	-	-	-	-
-	-	-	-	-	-	-	-
-	-	-	-	-	-	-	-
-	-	-	-	-	-	-	-
-	-	-	-	-	-	-	-
-	-	-	-	-	-	-	-
-	-	-	-	-	-	-	-
-	-	-	-	-	-	-	-
-	-	-	-	-	-	-	-
-	-	-	-	-	-	-	-
-	-	-	-	-	-	-	-
-	-	-	-	-	-	-	-
-	-	-	-	-	-	-	-
ALL OTHER School Districts: ( Count = 0 )	-	-	-	-	-	-	-
<b>TOTAL ENROLLMENT</b>	-	<u>810</u>	-	-	<u>810</u>	-	-
<b>REVENUE PER PUPIL</b>	-	<u>4,087</u>	-	-	<u>4,335</u>	-	-
<b>EXPENSES PER PUPIL</b>	-	<u>3,210</u>	-	-	<u>3,923</u>	-	-

# EXCELLENCE

n

Total Revenue	3,560,250	-	-	3,973,031	-
Total Expenses	3,199,019	-	-	4,651,106	-
Net Income	361,231	-	-	(678,076)	-
Actual Student Enrollment	810	-	-	810	-

		Quarter - 1/1 - 3/31		4th Quarter - 4/1 - 6/30	
		Current Budget	Variance	Actual	Current Budget Variance
*NOTE: Enrollment, Revenue and Expenditure Data IN the 'Total and Variance Analysis' Section is Based on LAST ACTUAL Quarter Completed					
<b>REVENUE</b>					
<b>REVENUES FROM STATE SOURCES</b>					
Per Pupil Revenue	2018-19 Per Pupil Rate				
NYC CHANCELLOR'S OFFICE	15,307	3,099,668	-		3,099,668 -
-	-	-	-		- -
-	-	-	-		- -
-	-	-	-		- -
-	-	-	-		- -
-	-	-	-		- -
-	-	-	-		- -
-	-	-	-		- -
-	-	-	-		- -
-	-	-	-		- -
-	-	-	-		- -
-	-	-	-		- -
-	-	-	-		- -
-	-	-	-		- -
-	-	-	-		- -
-	-	-	-		- -
ALL OTHER School Districts: ( Count = 0 )	-	-	-		- -
TOTAL Per Pupil Revenue (Weighted Average Per Pupil Funding)	15,307	3,099,668	-	-	3,099,668 -
Special Education Revenue		170,573	-		170,573 -
Grants					
Stimulus		-	-		- -
DYCD (Department of Youth and Community Development)		-	-		- -
Other		-	-		- -
NYC DoE Rental Assistance		-	-		- -
Other		-	-		- -
TOTAL REVENUE FROM STATE SOURCES		3,270,241	-	-	3,616,391 -
<b>REVENUE FROM FEDERAL FUNDING</b>					
IDEA Special Needs		-	-		- -
Title I		165,284	-		165,284 -
Title Funding - Other		3,975	-		6,625 -
School Food Service (Free Lunch)		120,750	-		120,750 -
Grants					
Charter School Program (CSP) Planning & Implementation		-	-		- -
Other		-	-		- -



EXCELLENCE					
n					
Total Revenue	3,560,250	-	-	3,973,031	-
Total Expenses	3,199,019	-	-	4,651,106	-
Net Income	361,231	-	-	(678,076)	-
Actual Student Enrollment	810	-	-	810	-
		Quarter - 1/1 - 3/31		4th Quarter - 4/1 - 6/30	
*NOTE: Enrollment, Revenue and Expenditure Data IN the 'Total and Variance Analysis' Section is Based on LAST ACTUAL Quarter Completed					
		Current Budget	Variance	Actual	Current Budget Variance
Other		-	-		- -
TOTAL REVENUE FROM FEDERAL SOURCES		290,009	-	-	292,659 -
<b>LOCAL and OTHER REVENUE</b>					
Contributions and Donations		-	-		- -
Fundraising		-	-		- -
Erate Reimbursement		-	-		- -
Earnings on Investments		-	-		- -
Interest Income		-	-		- -
Food Service (Income from meals)		-	-		- -
Text Book		-	-		63,981 -
OTHER		-	-		- -
TOTAL REVENUE FROM LOCAL and OTHER SOURCES		-	-	-	63,981 -
<b>TOTAL REVENUE</b>		<b>3,560,250</b>	-	-	<b>3,973,031</b> -

# EXCELLENCE

n

Total Revenue	3,560,250	-	-	3,973,031	-
Total Expenses	3,199,019	-	-	4,651,106	-
Net Income	361,231	-	-	(678,076)	-
Actual Student Enrollment	810	-	-	810	-

*NOTE: Enrollment, Revenue and Expenditure Data IN the 'Total and Variance Analysis' Section is Based on LAST ACTUAL Quarter Completed	Quarter - 1/1 - 3/31		4th Quarter - 4/1 - 6/30		
	Current Budget	Variance	Actual	Current Budget	Variance

## EXPENSES

### ADMINISTRATIVE STAFF PERSONNEL COSTS

	Quarter 0 No. of Positions				
Executive Management	-	-	-	-	-
Instructional Management	-	112,500	-	112,500	-
Deans, Directors & Coordinators	-	211,870	-	237,223	-
CFO / Director of Finance	-	-	-	-	-
Operation / Business Manager	-	23,750	-	23,750	-
Administrative Staff	-	85,139	-	85,139	-
TOTAL ADMINISTRATIVE STAFF	-	433,259	-	458,612	-

### INSTRUCTIONAL PERSONNEL COSTS

Teachers - Regular	-	496,054	-	744,080	-
Teachers - SPED	-	109,545	-	164,317	-
Substitute Teachers	-	-	-	-	-
Teaching Assistants	-	113,018	-	169,527	-
Specialty Teachers	-	144,957	-	194,261	-
Aides	-	-	-	-	-
Therapists & Counselors	-	32,500	-	32,500	-
Other	-	25,000	-	225,000	-
TOTAL INSTRUCTIONAL	-	921,074	-	1,529,685	-

### NON-INSTRUCTIONAL PERSONNEL COSTS

Nurse	-	-	-	-	-
Librarian	-	-	-	-	-
Custodian	-	17,500	-	17,500	-
Security	-	-	-	-	-
Other	-	-	-	-	-
TOTAL NON-INSTRUCTIONAL	-	17,500	-	17,500	-

### SUBTOTAL PERSONNEL SERVICE COSTS

	-	1,371,833	-	-	2,005,797	-
--	---	-----------	---	---	-----------	---

### PAYROLL TAXES AND BENEFITS

Payroll Taxes		104,945	-	153,443	-
Fringe / Employee Benefits		256,673	-	256,673	-
Retirement / Pension		38,052	-	38,052	-
TOTAL PAYROLL TAXES AND BENEFITS		399,670	-	448,168	-

### TOTAL PERSONNEL SERVICE COSTS

	-	1,771,503	-	-	2,453,965	-
--	---	-----------	---	---	-----------	---

EXCELLENCE					
n					
Total Revenue	3,560,250	-	-	3,973,031	-
Total Expenses	3,199,019	-	-	4,651,106	-
Net Income	361,231	-	-	(678,076)	-
Actual Student Enrollment	810	-	-	810	-
		Quarter - 1/1 - 3/31		4th Quarter - 4/1 - 6/30	
*NOTE: Enrollment, Revenue and Expenditure Data IN the 'Total and Variance Analysis' Section is Based on LAST ACTUAL Quarter Completed		EXCELLENCE			
		n	Current Budget	Variance	Actual
					Current Budget
					Variance
CONTRACTED SERVICES					
Accounting / Audit	-	-		33,372	-
Legal	1,976	-		1,976	-
Management Company Fee	422,618	-		422,618	-
Nurse Services	-	-		-	-
Food Service / School Lunch	190,254	-		190,254	-
Payroll Services	2,534	-		2,534	-
Special Ed Services	-	-		-	-
Titlement Services (i.e. Title I)	-	-		-	-
Other Purchased / Professional / Consulting	223,382	-		223,382	-
TOTAL CONTRACTED SERVICES	840,764	-	-	874,136	-

# EXCELLENCE

n

Total Revenue	3,560,250	-	-	3,973,031	-
Total Expenses	3,199,019	-	-	4,651,106	-
Net Income	361,231	-	-	(678,076)	-
Actual Student Enrollment	810	-	-	810	-

*NOTE: Enrollment, Revenue and Expenditure Data IN the 'Total and Variance Analysis' Section is Based on LAST ACTUAL Quarter Completed	Quarter - 1/1 - 3/31		4th Quarter - 4/1 - 6/30		
	Current Budget	Variance	Actual	Current Budget	Variance
<b>SCHOOL OPERATIONS</b>					
Board Expenses	-	-		-	-
Classroom / Teaching Supplies & Materials	14,845	-		14,845	-
Special Ed Supplies & Materials	-	-		-	-
Textbooks / Workbooks	-	-		63,981	-
Supplies & Materials other	15,528	-		15,528	-
Equipment / Furniture	-	-		-	-
Telephone	6,836	-		6,836	-
Technology	2,395	-		2,395	-
Student Testing & Assessment	6,213	-		12,427	-
Field Trips	1,834	-		1,834	-
Transportation (student)	-	-		-	-
Student Services - other	14,301	-		13,887	-
Office Expense	19,876	-		19,876	-
Staff Development	13,907	-		13,907	-
Staff Recruitment	5,003	-		2,501	-
Student Recruitment / Marketing	1,739	-		870	-
School Meals / Lunch	-	-		-	-
Travel (Staff)	493	-		493	-
Fundraising	-	-		618	-
Other	304,400	-		323,026	-
TOTAL SCHOOL OPERATIONS	407,370	-	-	493,024	-
<b>FACILITY OPERATION &amp; MAINTENANCE</b>					
Insurance	31,734	-		31,734	-
Janitorial	12,188	-		12,188	-
Building and Land Rent / Lease / Facility Finance Interest	-	-		451	-
Repairs & Maintenance	67,360	-		67,360	-
Equipment / Furniture	20,967	-		20,967	-
Security	4,635	-		4,635	-
Utilities	42,498	-		42,498	-
TOTAL FACILITY OPERATION & MAINTENANCE	179,382	-	-	179,833	-
<b>DEPRECIATION &amp; AMORTIZATION</b>	-	-		650,148	-
<b>RESERVES / CONTINGENCY</b>	-	-		-	-
<b>DEFERRED RENT</b>					

EXCELLENCE					
n					
EXCELLENCE					
Total Revenue	3,560,250	-	-	3,973,031	-
Total Expenses	3,199,019	-	-	4,651,106	-
Net Income	361,231	-	-	(678,076)	-
Actual Student Enrollment	810	-	-	810	-
		Quarter - 1/1 - 3/31		4th Quarter - 4/1 - 6/30	
*NOTE: Enrollment, Revenue and Expenditure Data IN the 'Total and Variance Analysis' Section is Based on LAST ACTUAL Quarter Completed		Quarter - 1/1 - 3/31			
		Current		Current	
		Budget	Variance	Actual	Variance
TOTAL EXPENSES	3,199,019	-	-	4,651,106	-
NET INCOME	361,231	-	-	(678,076)	-

EXCELLENCE					
n					
Total Revenue	3,560,250	-	-	3,973,031	-
Total Expenses	3,199,019	-	-	4,651,106	-
Net Income	361,231	-	-	(678,076)	-
Actual Student Enrollment	Quarter - 1/1 - 3/31 810	-	-	810	-
*NOTE: Enrollment, Revenue and Expenditure Data IN the 'Total and Variance Analysis' Section is Based on LAST ACTUAL Quarter Completed		Quarter - 1/1 - 3/31		4th Quarter - 4/1 - 6/30	
		Current Budget	Variance	Actual	Current Budget      Variance
ENROLLMENT - *School Districts Are Linked To Above Entries*					
NYC CHANCELLOR'S OFFICE		810	-	-	810      -
-		-	-	-	-
-		-	-	-	-
-		-	-	-	-
-		-	-	-	-
-		-	-	-	-
-		-	-	-	-
-		-	-	-	-
-		-	-	-	-
-		-	-	-	-
-		-	-	-	-
-		-	-	-	-
-		-	-	-	-
-		-	-	-	-
-		-	-	-	-
-		-	-	-	-
-		-	-	-	-
-		-	-	-	-
ALL OTHER School Districts: ( Count = 0 )		-	-	-	-
TOTAL ENROLLMENT		810	-	-	810      -
REVENUE PER PUPIL		4,395	-	-	4,905      -
EXPENSES PER PUPIL		3,949	-	-	5,742      -

				BRONX CHARTER SCHOOL FOR EXCELLENCE							
				Budget / Operating Plan							
				2018-19							
Total Revenue	-	-	-	14,355,092	(14,355,092)	-	-	14,355,0			
Total Expenses	-	-	-	13,628,320	13,628,320	-	-	13,628,3			
Net Income	-	-	-	726,772	(726,772)	-	-	726,7			
Actual Student Enrollment	-	-	-			-	-				
				TOTALS AND VARIANCE ANALYSIS							
*NOTE: Enrollment, Revenue and Expenditure Data IN the 'Total and Variance Analysis' Section is Based on LAST ACTUAL Quarter Completed				Actual	Current Budget (Current Quarter)	Actual vs. Current Budget	Current Budget - TY	Actual vs. Current Budget TY	Original Budget (Current Quarter)	Actual vs. Original Budget	Original Budget -
REVENUE											
REVENUES FROM STATE SOURCES											
Per Pupil Revenue				2018-19 Per Pupil Rate							
NYC CHANCELLOR'S OFFICE				-	-	-	12,398,670	(12,398,670)	-	-	12,398,6
-				-	-	-	-	-	-	-	-
-				-	-	-	-	-	-	-	-
-				-	-	-	-	-	-	-	-
-				-	-	-	-	-	-	-	-
-				-	-	-	-	-	-	-	-
-				-	-	-	-	-	-	-	-
-				-	-	-	-	-	-	-	-
-				-	-	-	-	-	-	-	-
-				-	-	-	-	-	-	-	-
-				-	-	-	-	-	-	-	-
-				-	-	-	-	-	-	-	-
-				-	-	-	-	-	-	-	-
-				-	-	-	-	-	-	-	-
-				-	-	-	-	-	-	-	-
-				-	-	-	-	-	-	-	-
ALL OTHER School Districts: ( Count = 0 )				-	-	-	-	-	-	-	-
TOTAL Per Pupil Revenue (Weighted Average Per Pupil Funding)				-	-	-	12,398,670	(12,398,670)	-	-	12,398,6
Special Education Revenue				-	-	-	682,292	(682,292)	-	-	682,2
Grants											
Stimulus				-	-	-	-	-	-	-	-
DYCD (Department of Youth and Community Development)				-	-	-	-	-	-	-	-
Other				-	-	-	-	-	-	-	-
NYC DoE Rental Assistance				-	-	-	-	-	-	-	-
Other				-	-	-	346,150	(346,150)	-	-	346,1
TOTAL REVENUE FROM STATE SOURCES				-	-	-	13,427,112	(13,427,112)	-	-	13,427,1
REVENUE FROM FEDERAL FUNDING											
IDEA Special Needs				-	-	-	35,039	(35,039)	-	-	35,0
Title I				-	-	-	413,210	(413,210)	-	-	413,2
Title Funding - Other				-	-	-	13,250	(13,250)	-	-	13,2
School Food Service (Free Lunch)				-	-	-	402,500	(402,500)	-	-	402,5
Grants											
Charter School Program (CSP) Planning & Implementation				-	-	-	-	-	-	-	-
Other				-	-	-	-	-	-	-	-

				BRONX CHARTER SCHOOL FOR EXCELLENCE				
				Budget / Operating Plan				
				2018-19				
Total Revenue	-	-	-	14,355,092	(14,355,092)	-	-	14,355,0
Total Expenses	-	-	-	13,628,320	13,628,320	-	-	13,628,3
Net Income	-	-	-	726,772	(726,772)	-	-	726,7
Actual Student Enrollment	-	-	-			-	-	
				TOTALS AND VARIANCE ANALYSIS				
*NOTE: Enrollment, Revenue and Expenditure Data IN the 'Total and Variance Analysis' Section is Based on LAST ACTUAL Quarter Completed				Current	Actual	Actual	Original	Actual
				Budget	vs.	vs.	Budget	vs.
				(Current	Current	Current	(Current	Original
				Quarter)	Budget	Budget TY	Quarter)	Budget
				Actual				
Other	-	-	-	-	-	-	-	-
TOTAL REVENUE FROM FEDERAL SOURCES	-	-	-	863,999	(863,999)	-	-	863,9
LOCAL and OTHER REVENUE								
Contributions and Donations	-	-	-	-	-	-	-	-
Fundraising	-	-	-	-	-	-	-	-
Erate Reimbursement	-	-	-	-	-	-	-	-
Earnings on Investments	-	-	-	-	-	-	-	-
Interest Income	-	-	-	-	-	-	-	-
Food Service (Income from meals)	-	-	-	-	-	-	-	-
Text Book	-	-	-	63,981	(63,981)	-	-	63,9
OTHER	-	-	-	-	-	-	-	-
TOTAL REVENUE FROM LOCAL and OTHER SOURCES	-	-	-	63,981	(63,981)	-	-	63,9
TOTAL REVENUE	-	-	-	14,355,092	(14,355,092)	-	-	14,355,0



				BRONX CHARTER SCHOOL FOR EXCELLENCE							
				Budget / Operating Plan							
				2018-19							
Total Revenue	-	-	-	14,355,092	(14,355,092)	-	-	14,355,0			
Total Expenses	-	-	-	13,628,320	13,628,320	-	-	13,628,3			
Net Income	-	-	-	726,772	(726,772)	-	-	726,7			
Actual Student Enrollment	-	-	-			-	-				
*NOTE: Enrollment, Revenue and Expenditure Data IN the 'Total and Variance Analysis' Section is Based on LAST ACTUAL Quarter Completed				TOTALS AND VARIANCE ANALYSIS							
				Actual	Current Budget (Current Quarter)	Actual vs. Current Budget	Current Budget - TY	Actual vs. Current Budget TY	Original Budget (Current Quarter)	Actual vs. Original Budget	Original Budget -
EXPENSES											
ADMINISTRATIVE STAFF PERSONNEL COSTS											
Executive Management	-	Quarter 0	No. of Positions	-	-	-	-	-	-	-	
Instructional Management	-			-	-	-	450,000	450,000	-	-	
Deans, Directors & Coordinators	-			-	-	-	847,481	847,481	-	-	
CFO / Director of Finance	-			-	-	-	-	-	-	-	
Operation / Business Manager	-			-	-	-	95,000	95,000	-	-	
Administrative Staff	-			-	-	-	340,556	340,556	-	-	
TOTAL ADMINISTRATIVE STAFF	-			-	-	-	1,733,037	1,733,037	-	-	
INSTRUCTIONAL PERSONNEL COSTS											
Teachers - Regular	-			-	-	-	1,984,215	1,984,215	-	-	
Teachers - SPED	-			-	-	-	438,179	438,179	-	-	
Substitute Teachers	-			-	-	-	-	-	-	-	
Teaching Assistants	-			-	-	-	452,072	452,072	-	-	
Specialty Teachers	-			-	-	-	579,829	579,829	-	-	
Aides	-			-	-	-	-	-	-	-	
Therapists & Counselors	-			-	-	-	130,000	130,000	-	-	
Other	-			-	-	-	250,000	250,000	-	-	
TOTAL INSTRUCTIONAL	-			-	-	-	3,834,295	3,834,295	-	-	
NON-INSTRUCTIONAL PERSONNEL COSTS											
Nurse	-			-	-	-	-	-	-	-	
Librarian	-			-	-	-	-	-	-	-	
Custodian	-			-	-	-	70,000	70,000	-	-	
Security	-			-	-	-	-	-	-	-	
Other	-			-	-	-	-	-	-	-	
TOTAL NON-INSTRUCTIONAL	-			-	-	-	70,000	70,000	-	-	
SUBTOTAL PERSONNEL SERVICE COSTS											
				-	-	-	5,637,332	5,637,332	-	-	
PAYROLL TAXES AND BENEFITS											
Payroll Taxes				-	-	-	431,255	431,255	-	-	
Fringe / Employee Benefits				-	-	-	1,026,692	1,026,692	-	-	
Retirement / Pension				-	-	-	152,208	152,208	-	-	
TOTAL PAYROLL TAXES AND BENEFITS				-	-	-	1,610,155	1,610,155	-	-	
TOTAL PERSONNEL SERVICE COSTS				-	-	-	7,247,487	7,247,487	-	-	

				BRONX CHARTER SCHOOL FOR EXCELLENCE					
				Budget / Operating Plan					
				2018-19					
Total Revenue	-	-	-	14,355,092	(14,355,092)	-	-	14,355,092	
Total Expenses	-	-	-	13,628,320	13,628,320	-	-	13,628,320	
Net Income	-	-	-	726,772	(726,772)	-	-	726,772	
Actual Student Enrollment	-	-	-			-	-		
				TOTALS AND VARIANCE ANALYSIS					
*NOTE: Enrollment, Revenue and Expenditure Data IN the 'Total and Variance Analysis' Section is Based on LAST ACTUAL Quarter Completed				Current	Actual		Actual	Original	Actual
				Budget	vs.	Current	vs.	Budget	vs.
				(Current	Current	Budget - TY	Current	(Current	Original
				Quarter)	Budget		Budget TY	Quarter)	Budget
CONTRACTED SERVICES				Actual					
Accounting / Audit				-	-	-	33,372	33,372	-
Legal				-	-	-	7,904	7,904	-
Management Company Fee				-	-	-	1,690,472	1,690,472	-
Nurse Services				-	-	-	-	-	-
Food Service / School Lunch				-	-	-	634,180	634,180	-
Payroll Services				-	-	-	10,136	10,136	-
Special Ed Services				-	-	-	-	-	-
Titlement Services (i.e. Title I)				-	-	-	-	-	-
Other Purchased / Professional / Consulting				-	-	-	833,226	833,226	-
TOTAL CONTRACTED SERVICES				-	-	-	3,209,290	3,209,290	-

				BRONX CHARTER SCHOOL FOR EXCELLENCE				
				Budget / Operating Plan				
				2018-19				
Total Revenue	-	-	-	14,355,092	(14,355,092)	-	-	14,355,0
Total Expenses	-	-	-	13,628,320	13,628,320	-	-	13,628,3
Net Income	-	-	-	726,772	(726,772)	-	-	726,7
Actual Student Enrollment	-	-	-			-	-	
				TOTALS AND VARIANCE ANALYSIS				
*NOTE: Enrollment, Revenue and Expenditure Data IN the 'Total and Variance Analysis' Section is Based on LAST ACTUAL Quarter Completed				Current	Actual	Current	Actual	Original
				Budget	vs.	Budget	vs.	Budget
				(Current	Current	(Current	Current	(Current
				Quarter)	Budget	Quarter)	Budget TY	Quarter)
				Actual				
<b>SCHOOL OPERATIONS</b>								
Board Expenses	-	-	-	-	-	-	-	-
Classroom / Teaching Supplies & Materials	-	-	-	106,884	106,884	-	-	106,8
Special Ed Supplies & Materials	-	-	-	-	-	-	-	-
Textbooks / Workbooks	-	-	-	63,981	63,981	-	-	63,9
Supplies & Materials other	-	-	-	111,803	111,803	-	-	111,8
Equipment / Furniture	-	-	-	-	-	-	-	-
Telephone	-	-	-	27,344	27,344	-	-	27,3
Technology	-	-	-	8,124	8,124	-	-	8,1
Student Testing & Assessment	-	-	-	24,853	24,853	-	-	24,8
Field Trips	-	-	-	6,113	6,113	-	-	6,1
Transportation (student)	-	-	-	1,030	1,030	-	-	1,0
Student Services - other	-	-	-	47,309	47,309	-	-	47,3
Office Expense	-	-	-	79,504	79,504	-	-	79,5
Staff Development	-	-	-	46,357	46,357	-	-	46,3
Staff Recruitment	-	-	-	10,005	10,005	-	-	10,0
Student Recruitment / Marketing	-	-	-	5,218	5,218	-	-	5,2
School Meals / Lunch	-	-	-	-	-	-	-	-
Travel (Staff)	-	-	-	1,643	1,643	-	-	1,6
Fundraising	-	-	-	618	618	-	-	6
Other	-	-	-	1,248,375	1,248,375	-	-	1,248,3
TOTAL SCHOOL OPERATIONS	-	-	-	1,789,161	1,789,161	-	-	1,789,1
<b>FACILITY OPERATION &amp; MAINTENANCE</b>								
Insurance	-	-	-	126,936	126,936	-	-	126,9
Janitorial	-	-	-	48,752	48,752	-	-	48,7
Building and Land Rent / Lease / Facility Finance Interest	-	-	-	451	451	-	-	4
Repairs & Maintenance	-	-	-	269,440	269,440	-	-	269,4
Equipment / Furniture	-	-	-	98,123	98,123	-	-	98,1
Security	-	-	-	18,540	18,540	-	-	18,5
Utilities	-	-	-	169,992	169,992	-	-	169,9
TOTAL FACILITY OPERATION & MAINTENANCE	-	-	-	732,234	732,234	-	-	732,2
<b>DEPRECIATION &amp; AMORTIZATION</b>				-	-	-	-	-
<b>RESERVES / CONTINGENCY</b>				-	-	-	-	-
<b>DEFERRED RENT</b>								

				BRONX CHARTER SCHOOL FOR EXCELLENCE							
				Budget / Operating Plan							
				2018-19							
Total Revenue	-	-	-	14,355,092	(14,355,092)	-	-	14,355,0			
Total Expenses	-	-	-	13,628,320	13,628,320	-	-	13,628,3			
Net Income	-	-	-	726,772	(726,772)	-	-	726,7			
Actual Student Enrollment	-	-	-			-	-				
				TOTALS AND VARIANCE ANALYSIS							
*NOTE: Enrollment, Revenue and Expenditure Data IN the 'Total and Variance Analysis' Section is Based on LAST ACTUAL Quarter Completed				Current Budget (Current Quarter)	Actual vs. Current Budget	Current Budget - TY	Actual vs. Current Budget TY	Original Budget (Current Quarter)	Actual vs. Original Budget	Original Budget -	
				Actual							
TOTAL EXPENSES				-	-	-	13,628,320	13,628,320	-	-	13,628,3
NET INCOME				-	-	-	726,772	(726,772)	-	-	726,7



<b>Total Revenue</b>		(14,355,092)	-	-
<b>Total Expenses</b>		13,628,320	-	-
<b>Net Income</b>		(726,772)	-	-
<b>Actual Student Enrollment</b>			-	-
<b>*NOTE: Enrollment, Revenue and Expenditure Data IN the 'Total and Variance Analysis' Section is Based on LAST ACTUAL Quarter Completed</b>		<b>Actual vs. Original Budget TY</b>	<b>PY Actual (PY TY / No. of COMPLETED Actual CY</b>	<b>Actual CY vs. Actual PY</b>
<b>REVENUE</b>				
<b>REVENUES FROM STATE SOURCES</b>				
Per Pupil Revenue	2018-19 Per Pupil Rate			
NYC CHANCELLOR'S OFFICE	15,307	(12,398,670)	-	-
-	-	-	-	-
-	-	-	-	-
-	-	-	-	-
-	-	-	-	-
-	-	-	-	-
-	-	-	-	-
-	-	-	-	-
-	-	-	-	-
-	-	-	-	-
-	-	-	-	-
-	-	-	-	-
-	-	-	-	-
-	-	-	-	-
-	-	-	-	-
ALL OTHER School Districts: ( Count = 0 )	-	-	-	-
TOTAL Per Pupil Revenue (Weighted Average Per Pupil Funding)	15,307	(12,398,670)	-	-
Special Education Revenue		(682,292)	-	-
Grants				
Stimulus		-	-	-
DYCD (Department of Youth and Community Development)		-	-	-
Other		-	-	-
NYC DoE Rental Assistance		-	-	-
Other		(346,150)	-	-
<b>TOTAL REVENUE FROM STATE SOURCES</b>		<b>(13,427,112)</b>	<b>-</b>	<b>-</b>
<b>REVENUE FROM FEDERAL FUNDING</b>				
IDEA Special Needs		(35,039)	-	-
Title I		(413,210)	-	-
Title Funding - Other		(13,250)	-	-
School Food Service (Free Lunch)		(402,500)	-	-
Grants				
Charter School Program (CSP) Planning & Implementation		-	-	-
Other		-	-	-

Total Revenue	(14,355,092)	-	-
Total Expenses	13,628,320	-	-
Net Income	(726,772)	-	-
Actual Student Enrollment		-	
<b>*NOTE: Enrollment, Revenue and Expenditure Data IN the 'Total and Variance Analysis' Section is Based on LAST ACTUAL Quarter Completed</b>		<b>Actual vs. Original Budget TY</b>	<b>PY Actual (PY TY / No. of COMPLETED Actual CY vs. Actual PY</b>
Other	-	-	-
TOTAL REVENUE FROM FEDERAL SOURCES	(863,999)	-	-
<b>LOCAL and OTHER REVENUE</b>			
Contributions and Donations	-	-	-
Fundraising	-	-	-
Erate Reimbursement	-	-	-
Earnings on Investments	-	-	-
Interest Income	-	-	-
Food Service (Income from meals)	-	-	-
Text Book	(63,981)	-	-
OTHER	-	-	-
TOTAL REVENUE FROM LOCAL and OTHER SOURCES	(63,981)	-	-
<b>TOTAL REVENUE</b>	<b>(14,355,092)</b>	-	-

Total Revenue	(14,355,092)	-	-	
Total Expenses	13,628,320	-	-	
Net Income	(726,772)	-	-	
Actual Student Enrollment		-	-	
*NOTE: Enrollment, Revenue and Expenditure Data IN the 'Total and Variance Analysis' Section is Based on LAST ACTUAL Quarter Completed		Actual vs. Original Budget TY	PY Actual (PY TY / No. of COMPLETED Actual CY	Actual CY vs. Actual PY
<b>EXPENSES</b>	Quarter 0			
<b>ADMINISTRATIVE STAFF PERSONNEL COSTS</b>	No. of Positions			
Executive Management	-	-	-	-
Instructional Management	-	450,000	-	-
Deans, Directors & Coordinators	-	847,481	-	-
CFO / Director of Finance	-	-	-	-
Operation / Business Manager	-	95,000	-	-
Administrative Staff	-	340,556	-	-
TOTAL ADMINISTRATIVE STAFF	-	1,733,037	-	-
<b>INSTRUCTIONAL PERSONNEL COSTS</b>				
Teachers - Regular	-	1,984,215	-	-
Teachers - SPED	-	438,179	-	-
Substitute Teachers	-	-	-	-
Teaching Assistants	-	452,072	-	-
Specialty Teachers	-	579,829	-	-
Aides	-	-	-	-
Therapists & Counselors	-	130,000	-	-
Other	-	250,000	-	-
TOTAL INSTRUCTIONAL	-	3,834,295	-	-
<b>NON-INSTRUCTIONAL PERSONNEL COSTS</b>				
Nurse	-	-	-	-
Librarian	-	-	-	-
Custodian	-	70,000	-	-
Security	-	-	-	-
Other	-	-	-	-
TOTAL NON-INSTRUCTIONAL	-	70,000	-	-
<b>SUBTOTAL PERSONNEL SERVICE COSTS</b>	-	5,637,332	-	-
<b>PAYROLL TAXES AND BENEFITS</b>				
Payroll Taxes		431,255	-	-
Fringe / Employee Benefits		1,026,692	-	-
Retirement / Pension		152,208	-	-
TOTAL PAYROLL TAXES AND BENEFITS		1,610,155	-	-
<b>TOTAL PERSONNEL SERVICE COSTS</b>	-	7,247,487	-	-



--	--	--	--

<b>Total Revenue</b>	<b>(14,355,092)</b>	-	-
<b>Total Expenses</b>	<b>13,628,320</b>	-	-
<b>Net Income</b>	<b>(726,772)</b>	-	-
<b>Actual Student Enrollment</b>		-	-
<b>*NOTE: Enrollment, Revenue and Expenditure Data IN the 'Total and Variance Analysis' Section is Based on LAST ACTUAL Quarter Completed</b>		<b>Actual vs. Original Budget TY</b>	<b>PY Actual (PY TY / No. of COMPLETED Actual CY vs. Actual PY</b>
<b>CONTRACTED SERVICES</b>			
Accounting / Audit	33,372	-	-
Legal	7,904	-	-
Management Company Fee	1,690,472	-	-
Nurse Services	-	-	-
Food Service / School Lunch	634,180	-	-
Payroll Services	10,136	-	-
Special Ed Services	-	-	-
Titlement Services (i.e. Title I)	-	-	-
Other Purchased / Professional / Consulting	833,226	-	-
<b>TOTAL CONTRACTED SERVICES</b>	<b>3,209,290</b>	-	-

Total Revenue	(14,355,092)	-	-
Total Expenses	13,628,320	-	-
Net Income	(726,772)	-	-
Actual Student Enrollment		-	
*NOTE: Enrollment, Revenue and Expenditure Data IN the 'Total and Variance Analysis' Section is Based on LAST ACTUAL Quarter Completed	Actual vs. Original Budget TY	PY Actual (PY TY / No. of COMPLETED Actual CY	Actual CY vs. Actual PY
<b>SCHOOL OPERATIONS</b>			
Board Expenses	-	-	-
Classroom / Teaching Supplies & Materials	106,884	-	-
Special Ed Supplies & Materials	-	-	-
Textbooks / Workbooks	63,981	-	-
Supplies & Materials other	111,803	-	-
Equipment / Furniture	-	-	-
Telephone	27,344	-	-
Technology	8,124	-	-
Student Testing & Assessment	24,853	-	-
Field Trips	6,113	-	-
Transportation (student)	1,030	-	-
Student Services - other	47,309	-	-
Office Expense	79,504	-	-
Staff Development	46,357	-	-
Staff Recruitment	10,005	-	-
Student Recruitment / Marketing	5,218	-	-
School Meals / Lunch	-	-	-
Travel (Staff)	1,643	-	-
Fundraising	618	-	-
Other	1,248,375	-	-
TOTAL SCHOOL OPERATIONS	1,789,161	-	-
<b>FACILITY OPERATION &amp; MAINTENANCE</b>			
Insurance	126,936	-	-
Janitorial	48,752	-	-
Building and Land Rent / Lease / Facility Finance Interest	451	-	-
Repairs & Maintenance	269,440	-	-
Equipment / Furniture	98,123	-	-
Security	18,540	-	-
Utilities	169,992	-	-
TOTAL FACILITY OPERATION & MAINTENANCE	732,234	-	-
<b>DEPRECIATION &amp; AMORTIZATION</b>	650,148	-	-
<b>RESERVES / CONTINGENCY</b>	-	-	-
<b>DEFERRED RENT</b>			

--

Total Revenue	(14,355,092)	-	-
Total Expenses	13,628,320	-	-
Net Income	(726,772)	-	-
Actual Student Enrollment		-	
*NOTE: Enrollment, Revenue and Expenditure Data IN the 'Total and Variance Analysis' Section is Based on LAST ACTUAL Quarter Completed	Actual vs. Original Budget TY	PY Actual (PY TY / No. of COMPLETED Actual CY	Actual CY vs. Actual PY
TOTAL EXPENSES	13,628,320	-	-
NET INCOME	(726,772)	-	-

				-
				-
Total Revenue	(14,355,092)	-	-	-
Total Expenses	13,628,320	-	-	-
Net Income	(726,772)	-	-	-
Actual Student Enrollment		-		-
*NOTE: Enrollment, Revenue and Expenditure Data IN the 'Total and Variance Analysis' Section is Based on LAST ACTUAL Quarter Completed		Actual vs. Original Budget TY	PY Actual (PY TY / No. of COMPLETED Actual CY	Actual CY vs. Actual PY
ENROLLMENT - *School Districts Are Linked To Above Entries*				
NYC CHANCELLOR'S OFFICE				-
-				-
-				-
-				-
-				-
-				-
-				-
-				-
-				-
-				-
-				-
-				-
-				-
-				-
-				-
ALL OTHER School Districts: ( Count = 0 )				-
TOTAL ENROLLMENT				-
REVENUE PER PUPIL				-
EXPENSES PER PUPIL				-



**Annual Report Requirement**  
*for SUNY Authorized Charter Schools*  
**BRONX CHARTER SCHOOL FOR EXCELLENCE**  
**2018-19**

Administrative  
expenditures per pupil:

\$0.00

Per NYS Statute

Administrative expenditures per pupil: the sum of all general administration salaries and other general administration expenditures divided by the total number of enrolled students. Employee benefit costs or expenditures should not be reported here.

**\*NOTE: THIS TAB ONLY NEEDS TO BE COMPLETED FOR Q4**



Charter Schools Institute  
The State University of New York

FOR INSTITUTE USE ONLY

FILING FOR SCHOOL  
YEAR: \_\_\_\_\_

DATE RECEIVED: \_\_\_\_\_

DISCLOSURE OF FINANCIAL INTEREST  
BY A NOT-FOR-PROFIT CHARTER SCHOOL  
EDUCATION CORPORATION TRUSTEE

1. Name of education corporation: Bronx Charter School for Excellence

2. Trustee's name (print): JOYCE FROST

3. Position(s) on board, if any: (e.g., chair, treasurer, committee chair, etc.): \_\_\_\_\_

4. Home address: \_\_\_\_\_

5. Business address: \_\_\_\_\_

6. Daytime phone: \_\_\_\_\_

7. E-mail: \_\_\_\_\_


8. Is Trustee an employee of the education corporation? \_\_\_\_ Yes. ☒ No. If you checked yes, please provide a description of the position you hold, your salary and your start date.

9. Identify each interest/transaction (and provide the requested information) that you or any of your immediate family members have held or engaged in with the education corporation during the prior school year. If there has been no such financial interest or transaction, please write "None." Please note that if you answered yes to Question 8, you need not disclose again your employment status, salary, etc.

Date(s)	Nature of Financial Interest/Transaction	Steps Taken to Avoid a Conflict of Interest, (e.g., did not vote, did not participate in discussion)	Identity of Person Holding Interest or Engaging in Transaction (e.g., you and/or immediate family member (name))
Please write "None" if applicable. Do not leave this space blank.			

10. Identify each individual, business, corporation, union association, firm, partnership, committee proprietorship, franchise holding company, joint stock company, business or real estate trust, non-profit organization, or other organization or group of people doing business with the education corporation *and* in which such entity, during the preceding school year (July 1 – June 30), you and/or your immediate family member(s) had a financial interest or other relationship. If you are a member, director, officer or employee of an organization formally partnered with the education corporation that is doing business with the education corporation through a management or services agreement, you need not list every transaction between such entity and the education corporation that is pursuant to such agreement; rather, please identify only the name of the entity, your position in the entity as well as the relationship between such entity and the education corporation. If there was no financial interest, please write "None."

Entity Conducting Business with the Education Corporation	Nature of Business Conducted	Approximate Value of the Business Conducted	Name of Trustee and/or Immediate Family Holding an Interest in the Entity Conducting Business with the Education Corporation and the Nature of the Interest	Steps Taken to Avoid Conflict of Interest
Please write "None" if applicable. Do not leave this space blank.				

  
Signature

11/1/17  
Date



Charter Schools Institute  
The State University of New York

FOR INSTITUTE USE ONLY

FILING FOR SCHOOL  
YEAR: \_\_\_\_\_

DATE RECEIVED: \_\_\_\_\_

**DISCLOSURE OF FINANCIAL INTEREST  
BY A NOT-FOR-PROFIT CHARTER SCHOOL  
EDUCATION CORPORATION TRUSTEE**

1. Name of education corporation: Bronx Charter School for Excellence
2. Trustee's name (print): Kathleen Lathen
3. Position(s) on board, if any: (e.g., chair, treasurer, committee chair, etc.): \_\_\_\_\_  
Chair
4. Home address: \_\_\_\_\_
5. Business Address: \_\_\_\_\_
6. Daytime phone: \_\_\_\_\_
7. E-mail: \_\_\_\_\_
8. Is Trustee a teacher or employee of the education corporation? Yes  
If Yes, please provide a description of the position you hold, your salary and your start date.

9. Identify each interest/transaction (and provide the requested information) that you or any of your immediate family members have held or engaged in with the education corporation during the prior school year. If there has been no such financial interest or transaction, please write "None." Please note that if you answered yes to Question 8, you need not disclose again your employment status, salary, etc.

Date(s)	Nature of Financial Interest/Transaction	Steps Taken to Avoid a Conflict of Interest, (e.g., did not vote, did not participate in discussion)	Identity of Person Holding Interest or Engaging in Transaction (e.g., you and/or immediate family member (name))
<u>NONE</u>	Please write "None" if applicable. Do not leave this space blank.		



10. Identify each individual, business, corporation, union association, firm, partnership, committee proprietorship, franchise holding company, joint stock company, business or real estate trust, non-profit organization, or other organization or group of people doing business with the education corporation *and* in which such entity, during the preceding school year (July 1 – June 30), you and/or your immediate family member(s) had a financial interest or other relationship. If you are a member, director, officer or employee of an organization formally partnered with the education corporation that is doing business with the education corporation through a management or services agreement, you need not list every transaction between such entity and the education corporation that is pursuant to such agreement; rather, please identify only the name of the entity, your position in the entity as well as the relationship between such entity and the education corporation. If there was no financial interest, please write "None."

Entity Conducting Business with the Education Corporation	Nature of Business Conducted	Approximate Value of the Business Conducted	Name of Trustee and/or Immediate Family Holding an Interest in the Entity Conducting Business with the Education Corporation and the Nature of the Interest	Steps Taken to Avoid Conflict of Interest
NONE	Please write "None" if applicable. Do not leave this space blank.			

Signature

Date

11/3/17



**Charter Schools Institute**  
The State University of New York

FOR INSTITUTE USE ONLY

FILING FOR SCHOOL  
YEAR: \_\_\_\_\_

DATE RECEIVED: \_\_\_\_\_

**DISCLOSURE OF FINANCIAL INTEREST  
BY A NOT-FOR-PROFIT CHARTER SCHOOL  
EDUCATION CORPORATION TRUSTEE**

1. Name of education corporation: BCSE

2. Trustee's name (print): Lisa Kelli

3. Position(s) on board, if any: (e.g., chair, treasurer, committee chair, etc.): \_\_\_\_\_

Treasurer

4. Home address: \_\_\_\_\_

5. Business address: \_\_\_\_\_

6. Daytime phone: \_\_\_\_\_

7. E-mail: \_\_\_\_\_

8. Is Trustee an employee of the education corporation? \_\_\_\_ Yes. ☒ No. If you checked yes, please provide a description of the position you hold, your salary and your start date.

9. Identify each interest/transaction (and provide the requested information) that you or any of your immediate family members have held or engaged in with the education corporation during the prior school year. If there has been no such financial interest or transaction, please write "None." Please note that if you answered yes to Question 8, you need not disclose again your employment status, salary, etc.

Date(s)	Nature of Financial Interest/Transaction	Steps Taken to Avoid a Conflict of Interest, (e.g., did not vote, did not participate in discussion)	Identity of Person Holding Interest or Engaging in Transaction (e.g., you and/or immediate family member (name))
None	None	None	None
Please write "None" if applicable. Do not leave this space blank.			

10. Identify each individual, business, corporation, union association, firm, partnership, committee proprietorship, franchise holding company, joint stock company, business or real estate trust, non-profit organization, or other organization or group of people doing business with the education corporation *and* in which such entity, during the preceding school year (July 1 – June 30), you and/or your immediate family member(s) had a financial interest or other relationship. If you are a member, director, officer or employee of an organization formally partnered with the education corporation that is doing business with the education corporation through a management or services agreement, you need not list every transaction between such entity and the education corporation that is pursuant to such agreement; rather, please identify only the name of the entity, your position in the entity as well as the relationship between such entity and the education corporation. If there was no financial interest, please write "None."

Entity Conducting Business with the Education Corporation	Nature of Business Conducted	Approximate Value of the Business Conducted	Name of Trustee and/or Immediate Family Holding an Interest in the Entity Conducting Business with the Education Corporation and the Nature of the Interest	Steps Taken to Avoid Conflict of Interest
Jones Lang LaSalle ("JLL")	JLL (my employer) provided project management services - overseeing the construction of Bronx School of Excellence I	2016/2017 - 61224.22	Lisa Kiell	<ul style="list-style-type: none"> <li>no involvement at all in business or financial dealing</li> <li>JLL was hired and bulk of work completed prior to my involvement as trustee</li> <li>I work in separate department at JLL</li> </ul>

Lisa Kiell  
Signature

11/28/17  
Date



**Charter Schools Institute**  
The State University of New York

FOR INSTITUTE USE ONLY  
FILING FOR SCHOOL  
YEAR: \_\_\_\_\_  
DATE RECEIVED: \_\_\_\_\_

**DISCLOSURE OF FINANCIAL INTEREST  
BY A NOT-FOR-PROFIT CHARTER SCHOOL  
EDUCATION CORPORATION TRUSTEE**

1. Name of education corporation: Bronx Charter School for Excellence
2. Trustee's name (print): Mardi Scheeter
3. Position(s) on board, if any: (e.g., chair, treasurer, committee chair, etc.):  
Vice Chair
4. Home address: [REDACTED]
5. Business address: [REDACTED]
6. Daytime phone: [REDACTED]
7. E-mail: [REDACTED]
8. Is Trustee an employee of the education corporation? \_\_\_ Yes. ☒ No. If you checked yes, please provide a description of the position you hold, your salary and your start date.

9. Identify each interest/transaction (and provide the requested information) that you or any of your immediate family members have held or engaged in with the education corporation during the prior school year. If there has been no such financial interest or transaction, please write "None." Please note that if you answered yes to Question 8, you need not disclose again your employment status, salary, etc.

Date(s)	Nature of Financial Interest/Transaction	Steps Taken to Avoid a Conflict of Interest, (e.g., did not vote, did not participate in discussion)	Identity of Person Holding Interest or Engaging in Transaction (e.g., you and/or immediate family member (name))
None	None	None	None
Please write "None" if applicable. Do not leave this space blank.			



10. Identify each individual, business, corporation, union association, firm, partnership, committee proprietorship, franchise holding company, joint stock company, business or real estate trust, non-profit organization, or other organization or group of people doing business with the education corporation *and* in which such entity, during the preceding school year (July 1 – June 30), you and/or your immediate family member(s) had a financial interest or other relationship. If you are a member, director, officer or employee of an organization formally partnered with the education corporation that is doing business with the education corporation through a management or services agreement, ~~you need not list every transaction between such entity and the education corporation that is pursuant to such agreement; rather, please identify only the name of the entity, your position in the entity as well as the relationship between such entity and the education corporation. If there was no financial interest, please write "None."~~

Entity Conducting Business with the Education Corporation	Nature of Business Conducted	Approximate Value of the Business Conducted	Name of Trustee and/or Immediate Family Holding an Interest in the Entity Conducting Business with the Education Corporation and the Nature of the Interest	Steps Taken to Avoid Conflict of Interest
Yonkins & Schechter LLP (partners) Did business with EMD Excellence Community Schools	Handled lease negotiations for space at 2090 S. Santa Fe Ave	Value of services = \$10,953.18 Pd. \$1,539.72 Written off \$2123.43 pro bono	MWJi Schechter, Partner of Yonkins & Schechter	Handled by independent attorney

Signature

Date



**Charter Schools Institute**  
The State University of New York

FOR INSTITUTE USE ONLY

FILING FOR SCHOOL  
YEAR: \_\_\_\_\_

DATE RECEIVED: \_\_\_\_\_

**DISCLOSURE OF FINANCIAL INTEREST  
BY A NOT-FOR-PROFIT CHARTER SCHOOL  
EDUCATION CORPORATION TRUSTEE**

1. Name of education corporation: Bronx Charter School for Excellence
2. Trustee's name (print): STACEY LAUREN
3. Position(s) on board, if any: (e.g., chair, treasurer, committee chair, etc.): \_\_\_\_\_  
SECRETARY
4. Home address: \_\_\_\_\_
5. Business Address: \_\_\_\_\_
6. Daytime phone: \_\_\_\_\_
7. E-mail: \_\_\_\_\_
8. Is Trustee an employee of the education corporation? ☐ Yes. ☒ No. If you checked yes, please provide a description of the position you hold, your salary and your start date.
9. Identify each interest/transaction (and provide the requested information) that you or any of your immediate family members have held or engaged in with the education corporation during the prior school year. If there has been no such financial interest or transaction, please write "None." Please note that if you answered yes to Question 8, you need not disclose again your employment status, salary, etc.

Date(s)	Nature of Financial Interest/Transaction	Steps Taken to Avoid a Conflict of Interest, (e.g., did not vote, did not participate in discussion)	Identity of Person Holding Interest or Engaging in Transaction (e.g., you and/or immediate family member (name))
Please write "None" if applicable. Do not leave this space blank.			

10. Identify each individual, business, corporation, union association, firm, partnership, committee proprietorship, franchise holding company, joint stock company, business or real estate trust, non-profit organization, or other organization or group of people doing business with the education corporation *and* in which such entity, during the preceding school year (July 1 – June 30), you and/or your immediate family member(s) had a financial interest or other relationship. If you are a member, director, officer or employee of an organization formally partnered with the education corporation that is doing business with the education corporation through a management or services agreement, you need not list every transaction between such entity and the education corporation that is pursuant to such agreement; rather, please identify only the name of the entity, your position in the entity as well as the relationship between such entity and the education corporation. If there was no financial interest, please write "None."

Entity Conducting Business with the Education Corporation	Nature of Business Conducted	Approximate Value of the Business Conducted	Name of Trustee and/or Immediate Family Holding an Interest in the Entity Conducting Business with the Education Corporation and the Nature of the Interest	Steps Taken to Avoid Conflict of Interest
JLL	Project Management	Please write "None" if applicable.	STACEY LAUREN HUSBAND & FRANK DOYLE EMPLOYEE ASSET MANAGEMENT	NOT involved NOT His Expertise

  
Signature

11/15/2017  
Date



Charter Schools Institute  
The State University of New York

FOR INSTITUTE USE ONLY

FILING FOR SCHOOL

YEAR: \_\_\_\_\_

DATE RECEIVED: \_\_\_\_\_

DISCLOSURE OF FINANCIAL INTEREST  
BY A NOT-FOR-PROFIT CHARTER SCHOOL  
EDUCATION CORPORATION TRUSTEE

1. Name of education corporation: Excellence Community Schools
2. Trustee's name (print): Tanya Pierre
3. Position(s) on board, if any: (e.g., chair, treasurer, committee chair, etc.): \_\_\_\_\_

4. Home address: \_\_\_\_\_

5. Business address: \_\_\_\_\_

6. Daytime phone: \_\_\_\_\_

7. E-mail: \_\_\_\_\_

8. Is Trustee an employee of the education corporation? ☒ Yes. ☐ No. If you checked yes, please provide a description of the position you hold, your salary and your start date.

Chief Academic Officer ; 160,000 \$ ; Sept 2007

9. Identify each interest/transaction (and provide the requested information) that you or any of your immediate family members have held or engaged in with the education corporation during the prior school year. If there has been no such financial interest or transaction, please write "None." Please note that if you answered yes to Question 8, you need not disclose again your employment status, salary, etc.

Date(s)	Nature of Financial Interest/Transaction	Steps Taken to Avoid a Conflict of Interest, (e.g., did not vote, did not participate in discussion)	Identity of Person Holding Interest or Engaging in Transaction (e.g., you and/or immediate family member (name))
Please write "None" if applicable. Do not leave this space blank.			



10. Identify each individual, business, corporation, union association, firm, partnership, committee proprietorship, franchise holding company, joint stock company, business or real estate trust, non-profit organization, or other organization or group of people doing business with the education corporation *and* in which such entity, during the preceding school year (July 1 – June 30), you and/or your immediate family member(s) had a financial interest or other relationship. If you are a member, director, officer or employee of an organization formally partnered with the education corporation that is doing business with the education corporation through a management or services agreement, you need not list every transaction between such entity and the education corporation that is pursuant to such agreement; rather, please identify only the name of the entity, your position in the entity as well as the relationship between such entity and the education corporation. If there was no financial interest, please write "None."

Entity Conducting Business with the Education Corporation	Nature of Business Conducted	Approximate Value of the Business Conducted	Name of Trustee and/or Immediate Family Holding an Interest in the Entity Conducting Business with the Education Corporation and the Nature of the Interest	Steps Taken to Avoid Conflict of Interest
Excellence Community Schools	management <i>Please write "None" if applicable.</i>	Chief Academic Officer	Self <i>Do not leave this space blank</i>	do not vote on any financial matters connected to ECS.

Tanya Pierre  
Signature

12/20/17  
Date



# Entry 8 BOT Table

Last updated: 07/31/2018

## 1. Current Board Member Information (Enter info for each BOT member)

	Trustee Name and Email Address	Position on the Board	Committee Affiliations	Voting Member Per By-Laws (Y/N)	Number of Terms Served	Start Date of Current Term (MM/DD/YYYY)	End Date of Current Term (MM/DD/YYYY)	Board Meetings Attended During 2017-18
1	Kathy [REDACTED]	Chair	Finance Executive Disciplinary	Yes	1	7/1/2017	6/30/2020	5 or less
2	Mardi Schechter, [REDACTED]	Vice Chair	Executive Disciplinary	Yes	2	5/1/2018	5/1/2021	5 or less
3	Joyce Frost, [REDACTED]	Other	Finance Executive Disciplinary	Yes	4	7/1/2016	6/30/2019	5 or less
4	Lisa Keill, [REDACTED]	Treasurer	Finance Executive Disciplinary	Yes	1	7/1/2016	6/30/2019	5 or less
5	Stacey Lauren, [REDACTED]	Secretary	Executive Disciplinary	Yes	3	12/1/2018	12/1/2021	5 or less
6	Tanya Pierre, [REDACTED]	Trustee/Member	Executive Disciplinary	No	1	7/1/2017	6/30/2020	5 or less
	Lena Rumfelt,							

7		Parent Rep		No	1	7/1/2017	6/30/2020	5 or less
8								
9								

**1a. Are there more that 9 members of the Board of Trustees?** No

**2. Total number of members on June 30, 2018** 7

**3. Total number of members joining the Board during the 2017-18 school year** 3

**4. Total number of members departing the Board during the 2017-18 school year** 0

**5. Number of voting members in 2017-18, as set by the by-laws, resolution or minutes** 3

**6. Number of Board meetings conducted during the 2017-18 School Year** 5

**7. Number of Board meetings scheduled for the coming 2018-19 school year** 5

**Thank you.**



# Entry 10 Enrollment and Retention of Special Populations

Created: 07/31/2018 • Last updated: 08/01/2018

---

## [Instructions for Reporting Enrollment and Retention Strategies](#)

Describe the efforts the charter school has made in 2017-18 toward meeting targets to attract and retain enrollment of students with disabilities, English language learners, and students who are economically disadvantaged. In addition, describe the school's plans for meeting or making progress toward meeting its enrollment and retention targets in 2018-19.

## **BRONX CS FOR EXCELLENCE (SUNY TRUSTEES)**Section Heading

## Recruitment/Attraction Efforts Toward Meeting Targets

	Describe Recruitment Efforts in 2017-18	Describe Recruitment Plans in 2018-19)
Economically Disadvantaged	During our student recruitment process, we widely advertise our admissions window in Bronx newspapers that reaches out to various areas where economically disadvantaged families reside. For our online application, we indicate it as a preference to encourage families to apply. We inform families we are a public school and that there is no cost associated with attending. For families who are in severe need and cannot afford the entire uniform, we provide as much assistance as we can so they get what they need.	We will continue to advertise with papers that we know are delivered to areas of ED families. We also advertise in free newspapers so that we reach families who are unable to afford to purchase other publications. We will continue to provide assistance for uniforms for those families who are in severe need. We also plan to request an amendment to make this an official preference for the school, falling after the sibling preference.
English Language Learners	As part of our student recruitment process every year, we advertise in various local papers. During this time, bilingual staff members from BCSE visit various early childhood education centers to distribute applications and share knowledge about what the school has to offer for students who are English Language Learners (ELL). Currently, our applications are translated in Spanish and Bengali.	We will continue our efforts by continuing to advertise and visit early childhood education centers. We will also attend Charter School open houses that are offered by the NYC Charter School Center. We hope to one day be able to set up an Charter School open house solely in the Bronx to reach out to more families.
Students with Disabilities	During our student recruitment process, prospective families who indicate they have a child with a disability are informed that we have a dedicated student support service department that will help them one on one once they are accepted.	We will continue to extend our time and knowledge on a case by case basis for those families who have a child with a disability. It is very important for us to keep this culture as it shows how hard we are willing to work with a parent in making their child succeed no matter what setting is required.

## Retention Efforts Toward Meeting Targets

	Describe Retention Efforts in 2017-18	Describe Retention Plans in 2018-19)
Economically Disadvantaged	Once we have established who falls into the criteria, we are able to connect with camps and programs that specifically target this population. We then work with the families who are interested in these programs and go through the steps of putting the student in the program. Programs have been offered during the school year and in the summer.	We will continue to research what programs are offered to this specific population and provide them with as many opportunities as we can for their children. We are working on obtaining uniform vouchers for those families who absolutely cannot afford uniforms for their children. New for this year, we have been accepted into the "Cool Culture" programs which will allow all kindergarten families to attend the 90 cultural and art institutions.
English Language Learners	At the time of registration, families are given a survey that helps to identify what the primary language in the household is. We find that 10%-15% of kindergarten students are eligible for NYSITELL testing. This test helps us identify the level of English proficiency in the student. Through immersion and high quality assistance from the teachers, students are tested out by the time they first or second grade.	The process for identifying ELL students will remain the same as it has worked over the years. One new addition we will work to implement this year is purchasing literature or software. An additional supplement they can do at home with their families so that they all are getting the benefit of learning.
Students with Disabilities	BCSE mainstreams students with special needs. Additionally, BCSE serves students who have special learning needs and provides services including: Integrated Co-Teaching (ICT), Special Education Teacher Support Services (SETSS), Counseling, Speech, Occupational Therapy and Physical Therapy. We also have staffed positions whose focus is solely on student with disabilities. They work hard to get students the services they need so that eventually the student can be phased out of the Individualized Educational Plan they were given.	We will continue to work with families on a case by case basis to educate them on what the child's IEP means and why they should receive the recommended service. We will begin servicing the child as soon as possible. If for any reason, a parent doesn't agree with the mandated services, we will help them with the appeal process as well. The ultimate goal is get the correct services for the student so that they can eventually go from what may be a complex setting to a less complex setting then eventually phasing out.



# Entry 11 Classroom Teacher and Administrator Attrition

Created: 07/27/2018 • Last updated: 08/01/2018

Report changes in teacher and administrator staffing.

## Instructions for completing the Classroom Teacher and Administrator Attrition Tables

Charter schools must complete the tables titled 2017-2018 Classroom Teacher and Administrator Attrition to report changes in teacher and administrator staffing during the 2017-2018 school year. Please provide the full time equivalent (FTE) of staff on June 30, 2017; the FTE for any departed staff from July 1, 2017 through June 30, 2018; the FTE for added staff from July 1, 2017 through June 30, 2018; and the FTE of staff added in newly created positions from July 1, 2017 through June 30, 2018 using the tables provided.

### 1. Classroom Teacher Attrition Table

	FTE Classroom Teachers on 6/30/17	FTE Classroom Teachers Departed 7/1/17 - 6/30/18	FTE Classroom Teachers Filling Vacant Positions 7/1/17 - 6/30/18	FTE Classroom Teachers Added in New Positions 7/1/17 - 6/30/18	FTE of Classroom Teachers on 6/30/18
	27	7	12	6	41

### 2. Administrator Position Attrition Table

	FTE Administrative Positions on 6/30/17	FTE Administrators Departed 7/1/17 - 6/30/18	FTE Administrators Filling Vacant Positions 7/1/17 - 6/30/18	FTE Administrators Added in New Positions 7/1/17 - 6/30/18	FTE Administrative Positions on 6/30/18
	2	0	0	1	3

**3. Tell your school's story**

**Charter schools may provide additional information in this section of the Annual Report about their respective teacher and administrator attrition rates as some teacher or administrator departures do not reflect advancement or movement within the charter school networks. Schools may provide additional detail to reflect a teacher’s advancement up the ladder to a leadership position within the network or an administrator’s movement to lead a new network charter school.**

BCSE 1 is our flagship school and the source of our Excellence Model. A significant portion of our growth can be attributed to more staff to support students with special needs, the development of our STEM program and support for students demonstrating academic excellence.

**4. Charter schools must ensure that all prospective employees receive clearance through [the NYSED Office of School Personnel Review and Accountability](#) (OSPRA) prior to employment. After an employee has been cleared, schools are required to maintain proof of such clearance in the file of each employee. For the safety of all students, charter schools must take immediate steps to terminate the employment of individuals who have been denied clearance. Once the employees have been terminated, the school must terminate the request for clearance in the TEACH system.**

**Have all employees have been cleared through the NYSED TEACH system?**

Yes

**5. For perspective or current employees whose clearance has been denied, have you terminated their employment and removed them from the TEACH system?**

	Not Applicable
--	----------------

**Thank you**



# Excellence Community Schools - Bronx

## 2018-2019 School Calendar

181 School Days

July 2018						
Su	M	Tu	W	Th	F	S
1	2	3	4	5	6	7
8	9	10	11	12	13	14
15	16	17	18	19	20	21
22	23	24	25	26	27	28
29	30	31				

October 2018						
Su	M	Tu	W	Th	F	S
	1	2	3	4	5	6
7	8	9	10	11	12	13
14	15	16	17	18	19	20
21	22	23	24	25	26	27
28	29	30	31			

January 2019						
Su	M	Tu	W	Th	F	S
		1	2	3	4	5
6	7	8	9	10	11	12
13	14	15	16	17	18	19
20	21	22	23	24	25	26
27	28	29	30	31		

April 2019						
Su	M	Tu	W	Th	F	S
	1	2	3	4	5	6
7	8	9	10	11	12	13
14	15	16	17	18	19	20
21	22	23	24	25	26	27
28	29	30				

School Closed/ Holidays

- School Closed/Recess
- Blackout Days
- Midterms/Finals - ES
- End of MP - Elem
- End of MP - MS
- Saturday Academy

August 2018						
Su	M	Tu	W	Th	F	S
			1	2	3	4
5	6	7	8	9	10	11
12	13	14	15	16	17	18
19	20	21	22	23	24	25
26	27	28	29	30	31	

November 2018						
Su	M	Tu	W	Th	F	S
				1	2	3
4	5	6	7	8	9	10
11	12	13	14	15	16	17
18	19	20	21	22	23	24
25	26	27	28	29	30	

February 2019						
Su	M	Tu	W	Th	F	S
					1	2
3	4	5	6	7	8	9
10	11	12	13	14	15	16
17	18	19	20	21	22	23
24	25	26	27	28		

May 2019						
Su	M	Tu	W	Th	F	S
			1	2	3	4
5	6	7	8	9	10	11
12	13	14	15	16	17	18
19	20	21	22	23	24	25
26	27	28	29	30	31	

Network Staff PD (Students not in attendance)

- First and Last Day of School
- MAP/Reading Testing
- Midterms/Finals - MS
- NYS Testing (Time requests also denied)
- New Employees Start
- Existing Employees Return

September 2018						
Su	M	Tu	W	Th	F	S
						1
2	3	4	5	6	7	8
9	10	11	12	13	14	15
16	17	18	19	20	21	22
23	24	25	26	27	28	29

December 2018						
Su	M	Tu	W	Th	F	S
						1
2	3	4	5	6	7	8
9	10	11	12	13	14	15
16	17	18	19	20	21	22
23	24	25	26	27	28	29

March 2019						
Su	M	Tu	W	Th	F	S
					1	2
3	4	5	6	7	8	9
10	11	12	13	14	15	16
17	18	19	20	21	22	23
24	25	26	27	28	29	30

June 2019						
Su	M	Tu	W	Th	F	S
						1
2	3	4	5	6	7	8
9	10	11	12	13	14	15
16	17	18	19	20	21	22
23	24	25	26	27	28	29

17