

Parent Satisfaction Survey 2017-2018

Pre-filled Company ID

		Response total
		275
		275

Statistics based on 275 respondents;

Prefilled geographic information

		Response total
County		275
State		275
Country		275

Statistics based on 275 respondents;

Please select English or Spanish.

	Response percent	Response total
English	98.53%	268
Spanish	1.47%	4

Statistics based on 272 respondents;

To help us make our program the best it can be, please complete this short survey by circling the number that best describes your experience (1=Strongly Disagree; 2=Disagree; 3=Neither Agree nor Disagree; 4=Agree; 5=Strongly Agree). Your responses will be kept private. This data is collected by Parents as Teachers National Center in order to benefit local PAT affiliates. Thank you!

What city are you located?

		Response total
		75

Statistics based on 75 respondents;

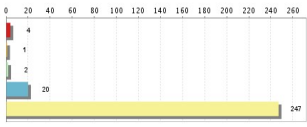
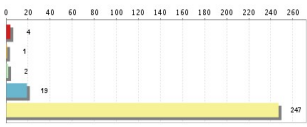
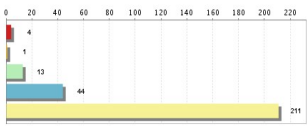
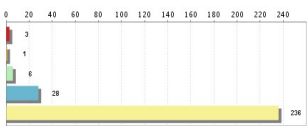
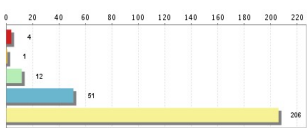
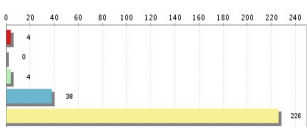
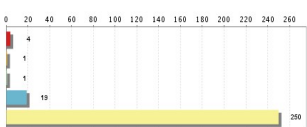
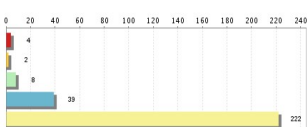
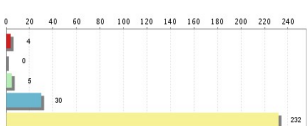
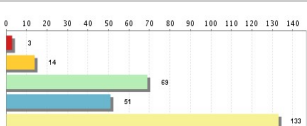
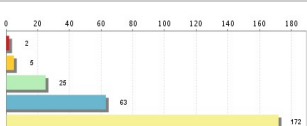


Are you the child's....

	Response percent	Response total
mother	95.37%	247
father	5.02%	13
Other (please explain):	0.39%	1

Statistics based on 259 respondents;

Select the response that best describes your experience. Please note that ratings go from left to right.

	Strongly Disagree	Disagree	Neither Agree nor Disagree	Agree	Strongly Agree	Response total
1. My parent educator allows me to lead discussions about the needs of my family.	1.46% (4)	0.37% (1)	1.1% (3)	12.41% (34)	84.67% (232)	274
2. My parent educator helps identify my family's strengths.	1.46% (4)	0.36% (1)	2.18% (6)	15.27% (42)	80.73% (222)	275
3. My parent educator partners with me to identify goals that address the needs of my family.	1.46% (4)	0.36% (1)	2.91% (8)	14.18% (39)	81.09% (223)	275
4. My parent educator attempts to involve everyone in the room during our visit.	1.82% (5)	0% (0)	2.18% (6)	6.55% (18)	89.46% (246)	275

	Strongly Disagree ■	Disagree ■	Neither Agree nor Disagree ■	Agree ■	Strongly Agree ■		Response total
5. I feel comfortable talking with my parent educator.	1.46% (4)	0.37% (1)	0.73% (2)	7.3% (20)	90.15% (247)		274
6. My parent educator is genuinely interested in me and my child.	1.47% (4)	0.37% (1)	0.73% (2)	6.96% (19)	90.48% (247)		273
7. Activities in the visits strengthen my relationship with my child.	1.47% (4)	0.37% (1)	4.76% (13)	16.12% (44)	77.29% (211)		273
8. My parent educator encourages me to read books to my child.	1.1% (3)	0.37% (1)	2.19% (6)	10.22% (28)	86.13% (236)		274
9. My parent educator and I partner to set goals for my child, myself, and my family.	1.46% (4)	0.37% (1)	4.38% (12)	18.61% (51)	75.18% (206)		274
10. My parent educator helps me find useful resources in my community.	1.47% (4)	0% (0)	1.47% (4)	13.97% (38)	83.09% (226)		272
11. My parent educator gives me handouts that help me continue learning about parenting and child development.	1.46% (4)	0.36% (1)	0.36% (1)	6.91% (19)	90.91% (250)		275
12. This program motivates me to try new parenting strategies.	1.46% (4)	0.73% (2)	2.91% (8)	14.18% (39)	80.73% (222)		275
13. This program increases my understanding of my child's development.	1.48% (4)	0% (0)	1.85% (5)	11.07% (30)	85.61% (232)		271
14. This program helps me build relationships with other families.	1.11% (3)	5.19% (14)	25.56% (69)	18.89% (51)	49.26% (133)		270
15. I feel less stressed because of this program.	0.75% (2)	1.87% (5)	9.36% (25)	23.6% (63)	64.42% (172)		267
16. I am very satisfied with this program.	1.48% (4)	0.74% (2)	1.85% (5)	9.63% (26)	86.3% (233)		270
17. I would recommend this program to a friend.	1.48% (4)	0.74% (2)	0.37% (1)	8.15% (22)	89.26% (241)		270

Statistics based on 275 respondents;