

Access Your FACTS Account on any Mobile Device

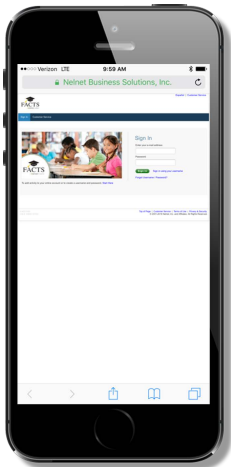
Add the mobile site to your home screen for quick access to your account.

Families want information at their fingertips and are now able to accomplish more using their mobile devices. Our responsive web design meets you where you are — on your phone, laptop, tablet, or desktop computer — to make managing your FACTS account quick and hassle free.

Adding FACTS to your home screen

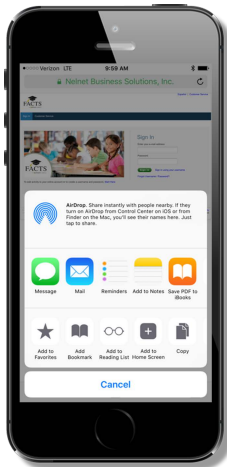
Accessing FACTS on your mobile phone or tablet doesn't require downloading or constantly updating an app. Add FACTS to your home screen for easy access to your account in these four simple steps.

1



On your mobile device, open your internet browser and navigate to online.FACTSmgt.com.

2



Select your options button:



iPhone



Android

then choose

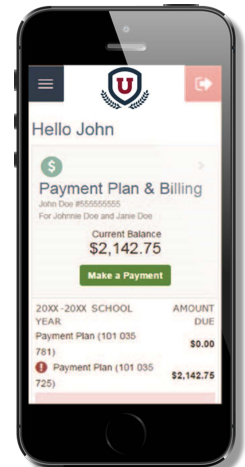
Add to Home Screen.

3



A FACTS icon will be saved to your home screen.

4



Now, you can easily view your balance, see your payment history, update your financial account, and make payments via the FACTS mobile solution.