



THE
BEAR CREEK
SCHOOL



2018 – 2019 SCHOOL PROFILE

CEEB/ACT Code: 481592

College Advising Office
8525 208th Avenue NE
Redmond, WA 98053
www.tbcs.org

Frances Carhart

Dean of Student Academic Services
fcarhart@tbcs.org
Phone 425.898.1720 ext. 533

Patrick Carruth

President and Headmaster

Enrollment 2018-2019

Preschool - Grade 12: 823
Upper School Enrollment: 230
Senior Class: 55

Faculty

Upper School Faculty - 29
Middle School and Upper School
Faculty with advanced degrees - 68%

Honors and Recognition

Bear Creek is a 2014 National Blue
Ribbon School of Excellence



Founded in 1988 and graduating a senior class since 2000, The Bear Creek School has grown to include 823 students in preschool through grade 12. In the fall of 2015, we opened our new 50,000 square-foot Upper School building and Performing Arts Center. The new building has a distinctive collegiate style designed to shape the way students collaborate, build community, and fully invest in the high school experience.

Mission and Values

The mission of The Bear Creek School is to provide a high quality, Christian liberal arts education in a nurturing environment that will enable each student to become the individual God intends.

Curriculum

The Bear Creek School's curriculum is a rigorous, college preparatory program.

- **In Literature:** focusing on the great books—books read by the intellectual giants of our culture, books that are great teachers
- **In History:** teaching the significance of history as part of the flow of the Western civilization continuum
- **In Language:** teaching Latin in Lower School, Early Middle School, and Middle School, and as an option in Upper School
- **In the Classics:** educating Upper School students in logic, philosophy, ethics, rhetoric, and apologetics

Accreditations

- Northwest Association of Independent Schools (NWAIS)
- AdvancED/Northwest Accreditation Commission (NWAC)

Admission Guidelines

A successful academic record with demonstrated diligence, evidence of the potential to make a positive contribution to the school community, and a desire to live by Christian standards are important admission considerations. Results from the Independent School Entrance Exam (ISEE), teacher recommendations, and a personal interview are required.

International Students

The Bear Creek School accepts international students to all grades, however, we only issue Form I-20 to non-immigrant students on F-1 visas who have been accepted and are enrolled in grades 9, 10, and 11. During the 2018-2019 academic year, the Upper School has 19 international students from several countries.

Ranking Policy

The Bear Creek School does not rank students but provides the following distribution from the Class of 2019.

Grades reflect courses taken through junior year.

GPA	#Students
4.00	2
3.99-3.75	20
3.74-3.5	17
3.49-3.25	5
3.24-3.00	8
2.99-2.75	2
2.74-2.5	0
2.49-2.25	0
2.24-2.00	0
1.99 and below	1

Graduation Requirements

English/Rhetoric	4.5
History	4.0
Mathematics	3.0
Science	3.0
Christian Studies/Philosophy	3.0
World Language	3.0
Physical Education	1.5
Health	0.5
Washington State History	0.5
General Electives	1.5
Fine Arts Electives	1.0
Senior Capstone Project	0.5

Total 27.0 credits minimum

For graduation, students must have 4.0 credits in one of the following subjects: math, science, or languages.

Grading Scale

Course grades are not weighted. Only grades earned at The Bear Creek School are included in the GPA calculation.

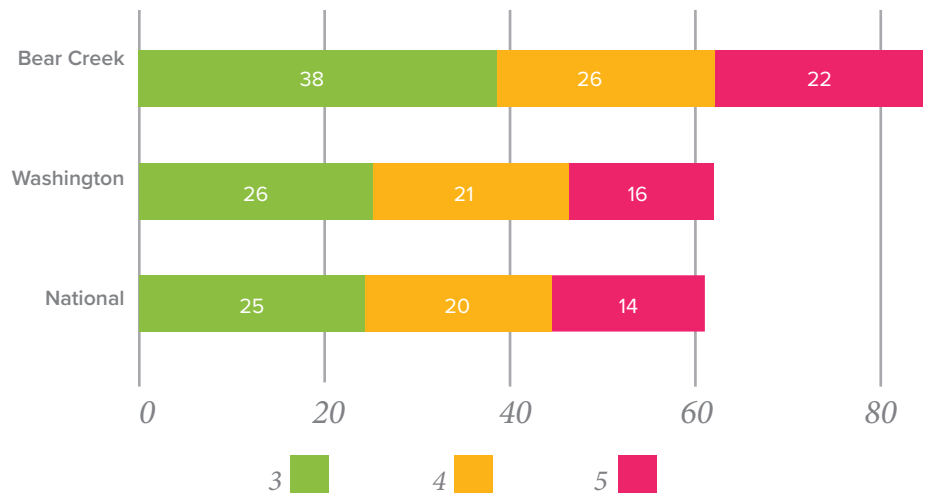
GPA	Percent	Grade
4.0	100-94	A
3.7	93-90	A-
3.3	89-87	B+
3.0	86-83	B
2.7	82-80	B-
2.3	79-77	C+
2.0	76-73	C
1.7	72-70	C-
1.3	69-67	D+
1.0	66-60	D

Advanced Placement Program

Admission to AP classes is not restricted. However, students must petition to take more than 2 AP courses per year. In 2018-2019, 12 AP classes are offered.

AP Students Tested in 2018	AP Exams Taken	AP Scholar Report
129	262	National AP Scholars 7
% scoring 3 or higher 86%		AP Scholars with Distinction 20
% scoring 4 or higher 48%		AP Scholars with Honors 12
% scoring 5 22%		AP Scholars 23

Percentage of Bear Creek exams scoring 3, 4, and 5 on AP Exams in 2018

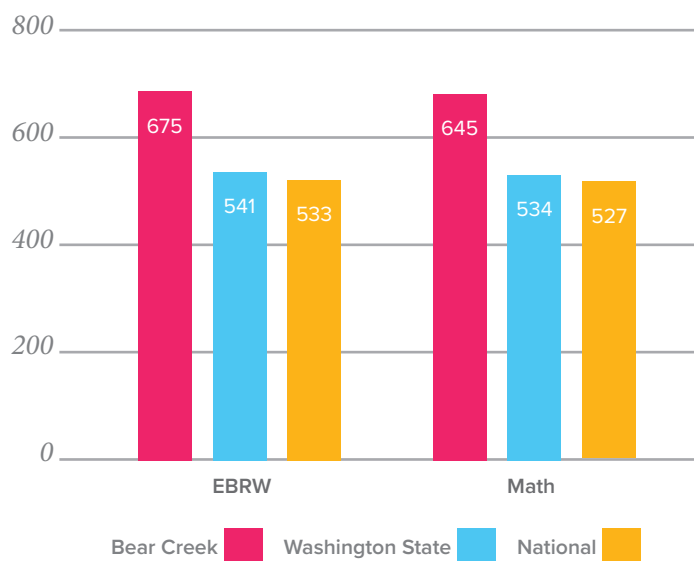


National Merit Recognition

14% Class of 2017 10% Class of 2018 14% Class of 2019

SAT Performance

Statistics represent the mean SAT scores achieved by the Class of 2018.



Course Load

The standard course load is seven classes per semester. The average class size is 14.

Classes Offered

English and Rhetoric

Honors Ancient Literature
Honors Medieval and Renaissance Literature
Honors Enlightenment and American Literature
Honors Senior English Rhetoric
AP English Language and Composition
AP English Literature and Composition

History

Honors Ancient and World History
Honors European History
Honors United States History
Art History, Culture, and Appreciation
United States Government and Politics
AP European History
AP United States History

Mathematics

Geometry
Algebra 2
Precalculus
Honors Precalculus
AP Calculus AB
AP Calculus BC
AP Statistics

Science

Conceptual Physics
Chemistry
Honors Chemistry
Honors Biology (offered through 2017-2018)
Marine Biology
Biomedicine
Advanced Topics: Engineering, Technology, and Design
AP Biology
AP Chemistry
AP Physics 1

Christian Studies

Early Christian Thought and Practice
Medieval Christian Thought and Practice
Modern Christian Thought and Practice
Worldview Capstone
Logic

Languages

English Language Learning (ELL)
French I, II, III, IV
Latin I, II, III, IV, V
Spanish I, II, III, IV

Fine and Performing Arts

Graphic Design 1, 2
Photography 1, 2
Advanced Graphics and Photography Studio Art 1, 2, 3
Sculpture and Mixed Media
Advanced Studio Art 1, 2
Drama
Musical Theater
Technical Theater
Concert Choir
Concert Band
Jazz Band
AP Music Theory

Physical Education

Health
Strength Training

Electives

AP Computer Science A
Sports Anatomy
Yearbook

Athletics

Bear Creek has 15 varsity athletics teams which primarily compete in the Emerald City 1A league.

- Approximately 70% of Upper School students play at least 1 sport
- 54 League Championships
- 85 team state appearances
- 7 team state championships
- 17 individual state championships

House System

In August of 2017, Bear Creek launched a House System. Students and faculty are divided amongst five houses. Throughout the year, these five houses compete against each other for points which have the potential to earn their house various rewards. The goal of the House System is to provide an opportunity for students and faculty to interact across grade levels to exemplify virtue, build a sense of Christian community, and serve each other and the world through their unique gifts.

JanTerm

JanTerm is a two week mini-semester during which all Upper School students enroll in four topical seminars.

Approximately 75 classes are offered annually. Some

courses offered have been:

- Me Like Fire! The Art and Science of Grilling
- Experiencing Opera: Cosi Fan Tutte by Mozart
- Chocolate: The Golden Ticket
- Custom Boardgaming Design
- Information Technology in the Modern World
- Reading Blind: Beginning Braille
- The Craftsmanship of Hand Lettering
- Video Game Design
- Urban Sketching

Community Service

Community service is an integral part of our school values. All Upper School students complete a minimum of 100 hours of community service by the end of their senior year.

Disciplinary Consequences

Bear Creek will provide information on student disciplinary action involving suspension and expulsion to those colleges that request disclosure.

Senior Capstone Project

All seniors are required to develop and present a senior project prior to graduation. Projects are approved by a faculty advisor and evaluated by a panel of faculty and administrators. Recent senior projects include:

- God's Music in All Our Lives
- Self-Image in a Social Media World
- Darwin's Legacy
- Search and Rescue Drone
- Gravity: Limitations and Possibilities
- Designing a Remote Control Vehicle
- Where Animals and Government Meet
- Food: Authenticity, Industry, and Theology
- Art Therapy for Assault Victims

Invested in students. Intentional in outcome.

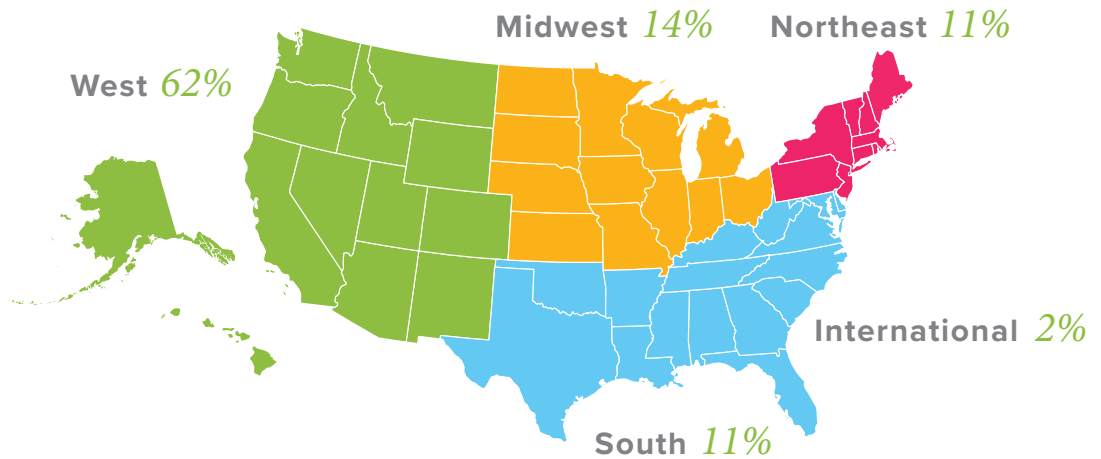
COLLEGE CHOICES

Matriculation for the classes of 2013-2018 (299 students in total)

In-State 33%
Out-of-State 67%

Private 60%
Public 40%

Christian 36%
Secular 64%



Our graduates have been accepted to the following colleges: (Not a complete list)

- | | | | |
|--|---------------------------------------|---|---------------------------------------|
| Amherst College | Dordt College | Pacific Lutheran University | University of California, Berkeley |
| Arizona State University | Drexel University | Parsons School of Design | University of California, Davis |
| Auburn University | Duke University | Pepperdine University | University of California, Los Angeles |
| Babson College | Durham University | Pitzer College | University of California, San Diego |
| Barnard College | Eastern Washington University | Point Loma Nazarene University | University of Cambridge |
| Bates College | Embry-Riddle Aeronautical University | Pratt Institute | University of Chicago |
| Baylor University | Emerson College | Princeton University | University of Colorado at Boulder |
| Belmont University | Fordham University | Providence College | University of Connecticut |
| Biola University | Furman University | Purdue University | University of Denver |
| Boston College | George Fox University | Quest University Canada | University of Florida |
| Boston University | Georgetown University | Reed College | University of Hawaii |
| Bowdoin College | Georgia Institute of Technology | Rensselaer Polytechnic Institute | University of Idaho |
| Brown University | Gettysburg College | Rhodes College | University of Illinois |
| Bucknell University | Gonzaga University | Rice University | University of Indiana |
| Butler University | Grand Canyon University | Rochester Institute of Technology | University of Massachusetts Amherst |
| California Baptist University | Grinnell College | Santa Clara University | University of Michigan |
| California Lutheran University | Hamilton College | Sarah Lawrence College | University of Notre Dame |
| California Polytechnic State University, San Luis Obispo | Harvard University | Scripps College | University of Oxford |
| Calvin College | Harvey Mudd College | Skidmore College | University of Pennsylvania |
| Carleton College | Haverford College | Stanford University | University of Puget Sound |
| Chapman University | Hawaii Pacific University | Swarthmore College | University of Rochester |
| Clark University | Johns Hopkins University | Syracuse University | University of Southern California |
| Clemson University | Kenyon College | Texas A&M University | University of St Andrews |
| Colgate University | King's College London | The Juilliard School | University of the Pacific |
| College of William and Mary | Knox College | The Master's University | University of Washington |
| Colorado College | Lafayette College | The University of Alabama | University of Waterloo |
| Colorado School of Mines | Lehigh University | The University of Montana | University of Wisconsin, Madison |
| Colorado State University | Liberty University | The University of North Carolina, Chapel Hill | Vanderbilt University |
| Columbia University | Linfield College | Tufts University | Villanova University |
| Connecticut College | Loyola Marymount University | Tulane University | Wake Forest University |
| Corban University | Massachusetts Institute of Technology | United States Coast Guard Academy | Washington State University |
| Cornell University | Middlebury College | United States Military Academy - Army | Wesleyan University |
| Covenant College | Mills College | United States Naval Academy | Wheaton College |
| Creighton University | Montana State University | University of Alabama | Whitman College |
| Dartmouth College | New York University | University of Arizona | Willamette University |
| Davidson College | Northeastern University | University of British Columbia | Williams College |
| DePauw University | Northwestern University | | Worcester Polytechnic Institute |
| DigiPen Institute of Technology | | | Yale University |