

Southridge Wednesday

14-15

A Weekly Publication of Southridge School

February 4, 2015

No. 20

Head of School

Evidence of Lifelong Learning on Display

Further the Mr. Palm's comments in the *Southridge Wednesday* last week, many of you know that we hosted a series of campus master plan open houses during the week of January 19th. I would like to thank everyone who was able to attend one of the sessions. Gathering feedback is an important step in the planning process. Not only does it help provide further insights, but it also helps to build a sense of community.

As a matter of fact, one of the objectives that our architects were asked to include in their planning protocol was to provide an opportunity for all members of the school community to offer feedback. A comment from the architects' reflections is poignant in that regard. One of our architects, Les Andrew said, "In 30 years of working with independent schools, I can state unequivocally that I have never experienced this degree of engagement, especially in the early, formative stages of a long range master plan from all constituent bodies of the Southridge Community."

Interestingly, and despite the architects' compliments directed towards our parents, alumni and alumni parents, it was our students who really left an impression. "Simon and I were greatly impacted by the interest, engagement and thoughtful involvement of the entire student body. This level of interest from your students bodes well for the future development of the process." When I probed a little deeper, I was able to uncover what it was that our students did during the open houses that made Simon and Les feel so impacted.

As it turns out, it was the kinds of questions our students were asking and the kinds of discussions they had among themselves and with the architects that really left a mark. Our mission statement makes reference to developing lifelong learners, central to which is the ability to ask excellent questions. Not surprisingly, asking questions is at the heart of all our educational programs - the PYP, the MYP and the SSEP.

As described on our website, "Asking questions is at the root of learning. Questions can be passive - asked by someone else like a teacher, parent or friend - or they can be more dynamic. Dynamic questioning practices are self-directed and require initiation and often ingenuity. In both passive and dynamic questioning situations, however, the questions stimulate thought. And if the questions are really good ones, they have the potential to significantly shape how we understand a topic or concept, or even how we look at the world."

I was especially happy to hear our architects reflect on how many good questions they heard our students bringing forward on their own. These dynamic questions not only helped to create excitement and energy around the campus master plan, but they also caused us to stop and think more carefully about some of the proposals that were on display during the open houses.

I am thankful to everyone who was able to attend one of our campus planning open houses, and I am especially appreciate (and proud) of our students for affirming our collective efforts to help them become lifelong learners. In the end, not only were the planning panels on display at our open houses, but so too was the evidence supporting our students' disposition toward lifelong learning.

Have a wonderful week!

Mr. Drew Stephens
Head of School

Important Dates			
Event	Date	Time	Location
Senior School Student-led Conferences	Wednesday, Feb 4 th	12:40 - 8:00 p.m.	Senior School
Pro-D Day	Friday, Feb 6 th	All Day	Both Schools
BC Family Day	Monday, Feb 9 th	All Day	Both Schools
Half-term Holiday	Tuesday, Feb 10 th	All Day	Both Schools
Senior School Parent Information Evening	Thursday, Feb 12 th	6:30 - 8:15 p.m.	Senior School
Kindergarten Parents - No school	Friday, Feb 13 th	All Day	Junior School -Kindergarten only
Guest Speaker - Vanessa Lapointe <i>Aggression Might Be Healthy & Normal for Your Growing Teen: Understanding Adolescent Development and How to Best Support It.</i>	Wednesday, Feb 18 th	7:00 p.m.	
Junior School Student-led Conferences	Thursday, Feb 19 th	Noon Dismissal	Junior School

Junior School News

Well Rounded Learners

Many are familiar with the popular buzz words of '21 century learners' that is so prevalent in educational circles today. In fact, our own provincial Ministry of Education has set forth goals and skills for our current students so that they can be equipped to flourish in the future. At Southridge, we have been addressing these goals for some time by implementing this conceptual framework for teaching. In the Junior School, the methodology of the IB insists upon conceptual teaching and in our Senior School, the new academic program focuses on the skills of collaboration, creativity and conceptual learning.

Another authentic strength of Southridge is our investment in the professional development for our teachers so that they can enhance their skills of instruction.

In the past, curriculums were very factually focused, where there was a given set of knowledge that had to be memorized, and occasionally applied. A shift has occurred towards concept teaching - concepts are big ideas or themes that provide learners with a scheme or template to organize the many bits of facts and data that they can acquire. Often times, concepts are referred to as 'enduring understandings'. Concept teaching is deliberate, intentional and planned. Learning assessments now are designed to evaluate the concepts and their application rather than just a listing of facts that are memorized. Facts are important, but the application is paramount.

As you continue to entrust your child to us for their well-rounded education, there is assurance in knowing that we are continually investing in our teachers, ensuring that best practices in teaching are utilized from Kindergarten to Grade 12.

Mrs. Laurel Middelaer
Assistant Head/Head of Junior School

Pro-D Day, BC Family Day and Half Term Holiday

As a faculty, we greatly value time together for professional collaboration and growth. On Friday, February 6th, 2015 we will have a professional development day so there will be no school for the students. February 6th is a collaborative Pro-D day with all the ISABC (Independent Schools Association of BC) schools, and we look forward to our time together. Thank you for your support of our faculty's growth. The following Monday is BC's Family Day holiday and Tuesday will be our half-term holiday, so please enjoy this extended weekend with your family.

Student Led Conferences: Thursday, February 19th, 2015 (noon dismissal)

Throughout the school term, students have been actively selecting their own pieces of work to secure in a portfolio. These pieces reflect many different subject disciplines and should demonstrate their own personal growth as a student. On Thursday, February 19th, 2015 we will be holding student-led conferences so that the students can share their portfolios with their parents. This opportunity is empowering for students as they can share their own journey as a learner and actively reflect on each piece. Please also be aware that there will be a 12:00 noon dismissal on that day to accommodate the conferences.

Kindergarten Parents - No school on Friday, February 13th, 2015

Just a reminder to our kindergarten parents that there will be no school for their children on Friday, February 13th, 2015 due to entrance testing for prospective kindergarten students. Thank you for making alternate arrangements for your children on that day.

Senior School News

Another Parking Perspective

When you read this week's submission I am hopeful that there won't be rolling of eyes or statements such as, "not another parking lot commentary!" I have been quite cognizant of trying to spread out my focus of all things pick up and drop off in this space; however, it will continue to be a topic that remains a priority. This is for two reasons, in reverse order of importance - one, that it is something that occurs each and every day of the school year (and I am out there each day) and two, the safety of our students is paramount.

As we continue to review our drop off and pick up procedures and ways that we can help to make them safer and more efficient (in that priority!), we have looked for ways to gain new and different perspectives to help inform us. Recently, we decided to film the parking lot after school. We set up a camera looking out a second floor window and then did a time lapse video. Here is the [link to this video](#) so that you can watch it as well to help with the process.

After viewing this many times (and I promise I didn't take down any license plate number...yet!) there were a few key messages that I wanted to share with you.

- During this particular day, most of the drivers followed the routine very well, especially ensuring that the left lane approaching the Senior School and the centre lane at the Senior School were "through" lanes.
- The number of cars that arrived and went through the process was approaching 200 and you will note that there were more arriving as the video came to a close. With this many cars, there is always going to be a wait of some kind.
 - I know there are a few families that have arranged a carpool to have one car pick up more students. Any additional carpooling would lessen the number of cars arriving each day.
 - Although the school day ends at 3:00 p.m., it is perfectly acceptable to pick up your student a bit later in the Senior School. If possible, arriving perhaps 15-20 minutes later to help spread out the number of cars would be a great help.
- Please do not leave your vehicle under any circumstance. This causes such a gridlock and can slow down the process exponentially. Even turning off your engine and standing still is not encouraged, especially along the waiting lane adjacent to the fields.
- Please remain respectful. As I am out in the parking lots at the end of each day, I realize that there are times where things get slow and if there are visitors to our campus they may not know the proper routines. However, we can all ensure that we remain calm, polite and adhere to the routine as much as possible.
- Finally, you will note that on this particular day it was a beautiful Friday afternoon. Typically this equates to an easier process. Should there be rain or other inclement weather, students tend to run to a car to avoid getting wet and driver vision is impaired. In each case, please take your time and be extra vigilant to safety.

I encourage you to watch the video and look for these points. I found that re-watching it with a different focus helped to see new aspects of the drop-off process. I know that some parents have contacted me to provide helpful points that they have found and I continue to encourage all of you to do so in the future. I believe that the key to remember is that nothing is more important than ensure that our children are safe and that regardless of our frustration or desire to expedite the pick-up process, we can never sacrifice this focus.

Have a great week and make it a safe one!

Mr. Doug Palm
Head of Senior School

Annual ISABC Visual Art Exhibition at Saint Georges

Southridge School's senior visual art department is yet again highlighting our students' artistic talents at the annual senior school Independent School Association Visual Art Exhibition. Saint Georges is hosting the art work of over twenty four schools from the Island and the Lower Mainland. Artists Taylor Sidhu (Grade 10), Michelle Lu (Grade 11), Aleksandra Golos (Grade 12) and 2014 alumni Mica Kantelia will have works in this show. All are invited to attend the opening reception or visit the works throughout the show's duration.

- February 9th - 20th, 2015
- Opening reception February 10th from 6:00 - 8:00 p.m.
- St. George's Senior Campus 4175 West 29th Ave

Ms. Susy Baranszky-Job
Fine Arts and Drama Curriculum Leader

12 Angry Jurors - Cast Member Nirvon Soraya-Galo Talks About Her Experience in the Cast

12 Angry Jurors is a riveting play that showcases the passion, emotion and turmoil that is rooted in being on a jury. With a man's life looming over these juror's heads these twelve strangers must band together and make a decision on his guilt or innocence. The only aspect of this production more enticing than the play has been the rehearsal process.

For the last four months, the theater performing 10 - 12 class, under the dedicated direction of Mr. Pope, have been straining to piece together the production of this play. As we enter the home stretch before the actual show nights, it is interesting to look back and reflect on the process that has turned into this fabulous play. There have been copious amounts of hard work and dedication funneled into making this play a reality and it is rewarding to finally see it all come together. Although we have had no shortage of obstacles, including but not limited too line memorization and very problematic focus issues as a cast, we have really pulled through. With show days just around the corner, it is very rewarding to see the pieces of the puzzle come together. Personally, I have found this whole process to be a tremendous learning experience. Creating friendships and being open to new techniques and experiences are the tip of the iceberg when it comes to this play.

Nirvon Soraya-Galo
Grade 12 Student

12 Angry Jurors - Cast Members Talk About Their Respective Roles

You can watch this video by clicking on this [link](#).

Course Selections for 2015-16

In the coming weeks I will be talking to students about their course selection options for the next academic year. There are limited choices for students currently in Grade 8, but an increasing range of elective courses as students move into the senior grades.

I will be speaking to the Grade 8 and 9 students in school on Monday, February 2nd. Mr. Weaver, Ms. Livingston and I will present to the Grade 10 class on Tuesday, January 27th and to the Grade 11 class on Thursday, January 29th. Students will complete course selection sheets in their HCE and Planning classes prior to entering their selections into Naviance - the data base system that we use to record and manage their choices. The course selection sheets are attached here for your convenience (they are also available on the parent portal) and to allow you to discuss the various options with your children. The closing date for students to enter their choices on Naviance is Friday, March 6th.

Ms. Jan Holt
Senior School Academic Program Director

Parent Information Evening on Thursday, February 12th

We will also be holding an information evening on Thursday, February 12th. The first part of the evening from 6:30 - 7:15 p.m. will be directed at choices for our current Grade 8 and 9 students, and the later part of the evening from 7:15 - 8:15 p.m. will cover the options available to our students in Grades 10 and 11. Of course everyone is welcome to attend the entire presentation. There will be time for questions throughout the evening, but you are also encouraged to consult with myself and our University Counsellors Mr. Weaver and Ms. Livingston about specific future options for your sons and daughters.

The timetable for 2015-2016 is built from the students' choices and we strive to create a schedule of classes that will deliver the optimum choices for the most students. However, it is highly probable that we will not be able to satisfy the elective choices of all students. For this reason it is imperative that your son or daughter clearly identify his or her first, second and third choices. Every effort will be made to give students their first choice, but students may be placed in their second or third choice options in order to avoid timetable conflicts or to balance class size.

[CLICK HERE](#) to download the Senior School Curriculum Guide

- [Grade 9 Selection Sheet 2015 - 2016](#)
- [Grade 10 Selection Sheet 2015 - 2016](#)
- [Grade 11 Selection Sheet 2015 - 2016](#)
- [Grade 12 Selection Sheet 2015 - 2016](#)

I would encourage all students to talk to their teachers, parents and counsellors to gain as much knowledge as they can in order to make informed choices as they move forward with their academic goals. I think it is also important to stress that students should follow those courses in which they have a genuine interest or passion, remembering that excellence usually comes from optimism, engagement and commitment.

Ms. Jan Holt
Senior School Academic Program Director

Distance Education and On-Line Learning Options: A Cautionary Note

The growing number of courses available to students on-line in BC and globally continues to present attractive options for students. We have moved into a world in which students have access to ever widening spheres of knowledge and a multitude of educational providers and surely that must be a positive development? In many ways it is, but there is also need for caution and concern.

From the perspective of a Southridge student there may be courses that we cannot provide that the student may wish to pursue. Advanced Placement Computer Science or AP Psychology; Art History or Textiles for example. Perhaps there is a desire to learn another language, or gain credit for a language already spoken – Russian, German, Mandarin come to mind. These are commendable goals, but parents and students should weigh carefully the additional time and academic stress that this extra-loading can bring. However, there are clearly cogent reasons for the choices students make and are, of course, free to make. However, Southridge does impose restrictions on the use of those on-line or summer school courses in pursuing their Southridge education. We are a university preparatory school and our students need to be taught in an environment, and to a degree of mastery, that will allow them to be successful in their post-secondary studies. For example, a student, who takes Physics 11 or Pre- Calculus 11 on-line, or in a 6 week summer school program, will be precluded from taking Physics 12 or Pre- Calculus 12 at Southridge. Our academic course policy indicates that students should take courses that are offered at Southridge in our classrooms with our well qualified faculty.

We do this because we need to maintain the integrity of our programs and to emphasize the educational benefit of the teaching and learning that we provide. It is evident from the rapid and spectacular growth of on-line courses that they are of variable quality and academic rigour. The integrity of the assessment practices is also, in some cases, of significant concern and we are beginning to see the universities looking much more circumspectly at the marks achieved. Currently Simon Fraser University is following students who have completed Pre-Calculus 12 on-line (by far the most frequently taken on-line course) as they are concerned that the standard of learning may be inadequate to meet their program requirements and or result in high dropout rates. UBC is actually collecting data to track the results of students who have completed on-line courses as there is now considerable concern over their performance in first year mathematics. It should also be noted that the universities to which our students apply also recognize the high level of learning that our students achieve. Understandably, as concerns about university acceptance rise, students sometimes seek to take on-line courses because they hope to achieve higher marks, but if that higher mark comes at the expense of a deeper understanding, it may be a very short- term gain

Without wishing to sound an alarmist note or denigrate the many very valuable on-line courses available, it is clear that Southridge can only stand by the quality of instruction and content that we provide. As the Academic Program Director I am proud of our knowledgeable, committed and resourceful faculty; confident in our thoughtful and innovative approaches to learning, and determined to ensure that our students are as well prepared as possible for their academic futures. On-line learning can provide a valuable contribution to, and extension of, a student's educational development, but it is not, I

believe, a substitute for the face to face interactions, the 'in the moment' questioning and reasoning, the collective discussion and personal attention that our classrooms and faculty provide.

Ms. Jan Holt
Senior School Academic Director

English Class

Our Grade 8 English class enjoyed reading their AR books in +12 degrees weather on Friday, January 30th. Unfortunately, no one was reading "The Sword and the Stone."

Ms. Ira Alexandra
Social Studies Teacher

News for Both Schools

Vanessa Lapointe Coming to Southridge

Please mark your calendars for Vanessa Lapointe, who will be coming to Southridge on Wednesday, February 18th at 7:00 p.m. to talk to parents. The lecture will be on *Aggression Might Be Healthy & Normal for Your Growing Teen: Understanding Adolescent Development and How to Best Support It*.

The adolescent brain is a brain that is growing and changing in remarkable ways that we have only recently started to understand. During this critical time of growth and development, parents often experience the adolescent brain as very challenging! As a result of the complex processes unfolding in your teenager's growing brain, they are likely to present with more anxiety, more anger, more aggression, and generally just...more! We will focus on understanding the mysteries of the adolescent brain and how to work with that brain, rather than against it, in promoting maturation for our growing teens in the best possible way.

Ms. Natasha Bains
Senior School Counsellor

Southridge Speaker Series - Mark Your Calendars

Southridge is fortunate to have psychologist Madeline Levine, Ph.D. speaking at Southridge on April 16th at 7:00 p.m. in the Junior School Great Hall, so mark your calendars for this engaging speaker.

Her New York Times bestseller, *The Price of Privilege*, explores the reasons why teenagers from affluent families are experiencing epidemic rates of emotional problems. Her latest book, *Teach Your Children Well*, also a New York Times bestseller, tackles our current narrow definition of success - how it unnecessarily stresses academically talented kids and marginalizes many more whose talents and interests are less amenable to measurement. The development of skills needed to be successful in the 21st century - creativity, collaboration, innovation - are not easily developed in our competitive, fast-paced, high pressure world.

Dr. Levine is also a co-founder of Challenge Success, a project at Stanford's Graduate School of Education. She began her career as an elementary and junior high school teacher in the South Bronx of New York before moving to California and earning her M.A. and Ph.D. in psychology. She has had a large clinical practice with an emphasis on child and adolescent problems and parenting issues, and has taught Child Development classes to graduate students at the University of California San Francisco Medical Center.

Tickets are \$10.00 each. This event is open to everyone so spread the word to your neighbours and friends. [CLICK HERE](#) for tickets.

Mrs. Debbie MacDougall
Director of Community Relations

20th Annual Country Fair - Save the Date! Saturday, May 2nd, 2015

Spring is just around the corner, which means it's time to start planning for our annual Country Fair! This year's event will once again include a 450-family garage sale, awesome indoor/outdoor kids rides and games, amazing baked goods, yummy food trucks, gift baskets, student entertainment...the list goes on!!!

All families are encouraged to donate items and volunteer to show your support. Drop-off for household items, clothing, toys and books is from Saturday, April 25th to Thursday, April 30th.

It's a fun day for the whole family, so mark your calendar for Saturday, May 2nd and help us celebrate 20 great years of Southridge community spirit!

Ms. Shelley Slaughter
Advancement Coordinator

Country Fair - Positions Available

As we begin to gear up for the 2015 Country Fair, there are several department head positions and shadows available. Note that these positions can be done as a team, and the commitment is for two years. A shadow (or shadow team) will learn the role for one year, then lead for two. This is a great opportunity to connect with the Southridge community and beyond!

Clothing: This dynamic position is great for a team! Responsibilities include organizing and managing the collection of clothing during the seven days of collection and organizing the volunteers during this collection week and on Fair Day to set up, run and tear down the area as directed. They will assist in determining volunteer requirements, preparing submissions for the Southridge Wednesday (as applicable) and will liaison with fellow department heads to determine logistical, equipment, supply, signage and space needs for assigned areas. Attendance at Country Fair Meetings will be required, as well as on Fair Day to supervise cash and to ensure volunteers follow policy and procedures of the assigned area. Fair Day hours will begin prior to the Fair and will likely extend beyond the closure of the Fair.

Henna: Another great position for a team, this department head (or team) will organize the Henna Area on Fair Day. They will assist in determining volunteer requirements, preparing submissions for the Southridge Wednesday (as applicable) and will liaison with fellow department heads to determine logistical, equipment, supply, signage and space needs for assigned areas. Attendance at Country Fair Meetings will be required, as well as on Fair Day to supervise and ensure volunteers follow policy and procedures of the assigned area. Fair Day hours will begin prior to the Fair and will likely extend beyond the closure of the Fair.

Offsite Signage (New Position): This new department head will be responsible for organizing and overseeing the placement of large wooden advertising signs in high traffic areas of South Surrey (in early April), as well as pick-up of the signage the day after the Fair. Ideally, they would be able to transport the signage to and from each location and be able to set up and disassemble as required. Attendance at Country Fair meetings would be as needed, liaising with the Advancement Department to confirm timelines.

Classic Car Show (New Position): A great potential team position for car enthusiasts! This department head (or team) will be responsible for contacting interested entrants and selecting the cars to be included (proposed twenty cars). This position will organize prize categories and prizes for this event, as well as organize volunteers on Fair Day to set up, run and tear down the area as directed. On Fair Day, the department head (or team) would need to be on site to ensure entrants follow policy and procedures of assigned area. Hours on fair day would include time prior to the Fair and possibly after the Fair closure.

Please email volunteer@southridge.bc.ca with any questions or to express your interest in volunteering. We look forward to having you on the Country Fair team!

Vidigami 101 – How to Create an Album and Upload Photos

By now all parents should have received an email invitation to our new photo sharing website; Vidigami. If you haven't received an invitation email, or you are having problems logging on, please contact me at amcinnnes@southridge.bc.ca.

While Vidigami is really easy to use and provides excellent online tutorials on how to use the service, I thought I would provide a weekly tutorial on various Vidigami features. This week, I will cover how to create an album and upload photos to it.

Got App? Get the new Southridge iPhone App.

With the launch of our new website, we have launched a new iPhone app. You can now go to the Apple app store on your iPhone and search for "Southridge School" to find our app. In the app you will find all the great features of the website such as news, calendars, the LMS and all of our athletic teams. So if you have an iPhone, download the app and you can stay connected to school events and news anywhere you go.

Alan McInnes
Manager / Web and AV Services

Vidigami 101 – How to Upload Photos to an Album

By now all parents should have received an email invitation to our new photo sharing website; Vidigami. If you haven't received an invitation email, or you are having problems logging on, please contact me at amcinnes@southridge.bc.ca

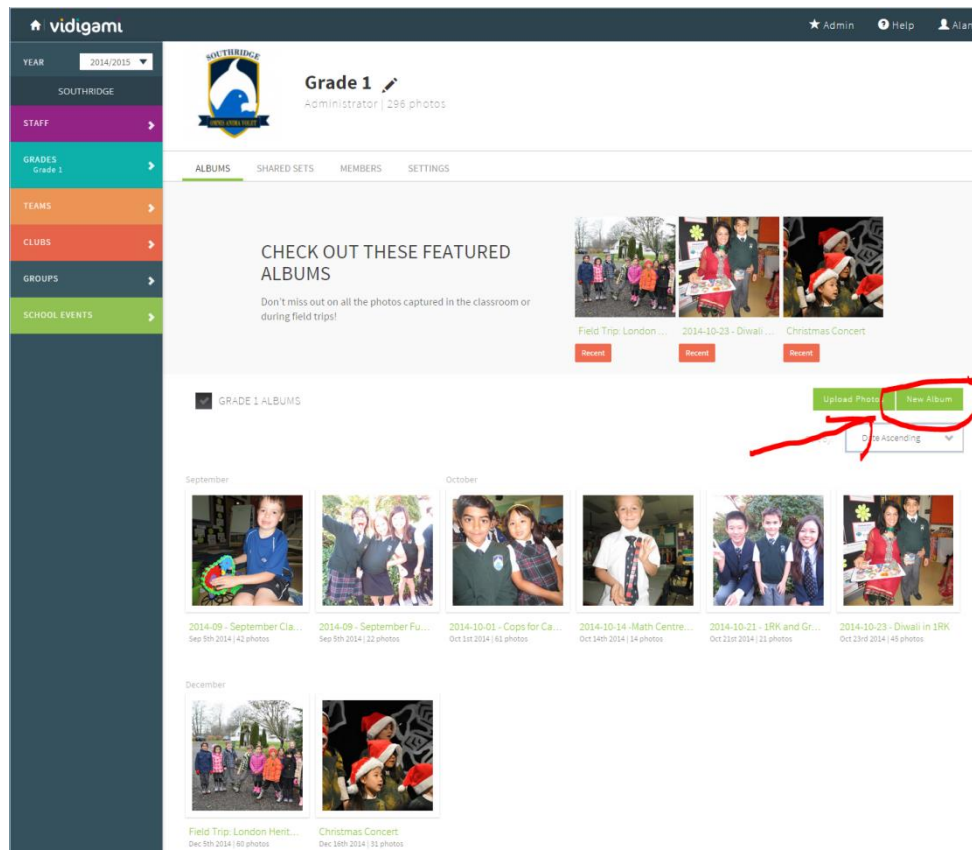
While Vidigami is really easy to use and provides excellent online tutorials on how to use the service, I thought I would provide a weekly tutorial on various Vidigami features. This week, I will cover how to create an album and upload photos to it.

STEP 1 – Create an Album

Using the menu on the left side, go to the section that will be appropriate for your album. You might ask yourself the following:

- Are the photos only of one grade? If so, put in the appropriate grade.
- Are the photos of particular sports team or club? If so, look under the Teams or Clubs section for the appropriate section.
- Are the photos of a Junior or Senior school event? If so, look under the Groups section for Junior or Senior.
- If the photos are from a school wide event such as Country Fair or the Gala, you can put them into the School Events section.

Once you have navigated to the appropriate section, click on the New Album link as seen below.



Vidigami 101 – How to Upload Photos to an Album

Name Your Album

Once you click on the New Album link, you will be presented with the menu below. Type in an album name. Please be as descriptive as possible so that it is easy to tell what the contents of the album are.

The screenshot shows the 'Create an Album' dialog box in the Vidigami application. The dialog box is titled 'Create an Album' and contains the following fields and options:

- Name:** A text input field with a red border and a red error message: 'Please fill out this field'.
- Start Date:** A date selection field.
- Year-round:** A checkbox.
- Buttons:** 'CANCEL' and 'PROCEED' buttons.

The background shows the 'Grade 1' album page with a list of photos and their dates.

Pick a Date for Your Album

Once you enter the album name, then click on the date field and enter the date of the event. If it is a multi-day event, please use the first day as the date. You also have the option of creating an “all year” album by clicking on the “Year-round” box. Most albums should have a date though as they will be event or activity photos. Once you click on the date for your album, click on the “Proceed” link in the lower right corner of the menu.

The screenshot shows the 'Create an Album' dialog box in the Vidigami application for the 'Senior School' album. The dialog box is titled 'Create an Album' and contains the following fields and options:

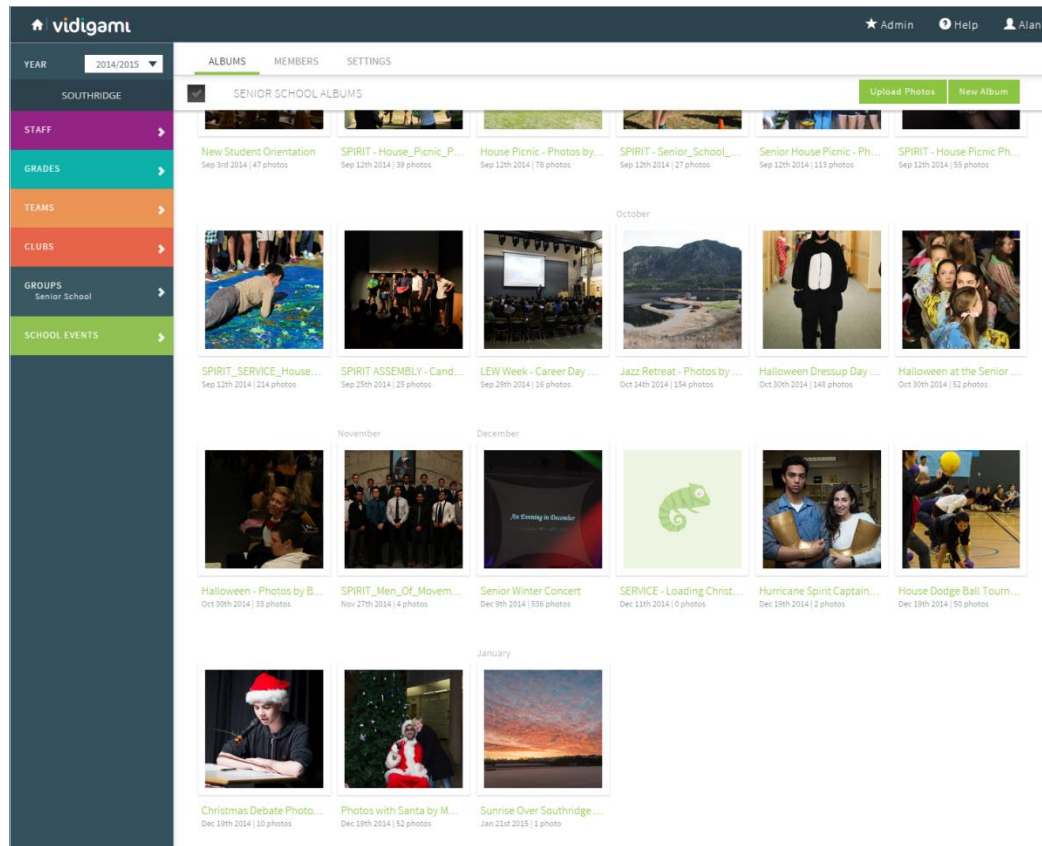
- Name:** A text input field with the value 'SERVICE - Loading Christmas Mangers On The Truck'.
- Start Date:** A date selection field with the value '02/04/2011'.
- Buttons:** 'CANCEL' and 'PROCEED' buttons.

A date picker calendar is open, showing the month of December 2011. The calendar has a grid of days from 1 to 31. The background shows the 'Senior School' album page with a list of photos and their dates.

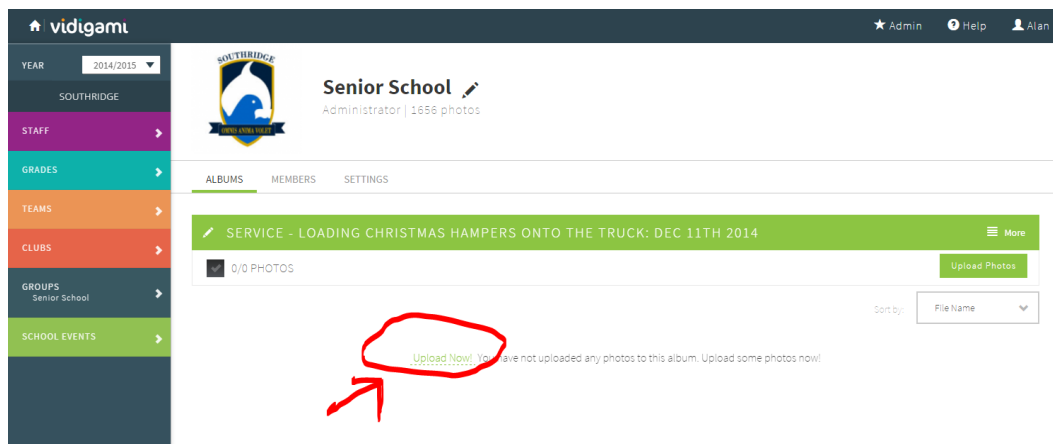
Vidigami 101 – How to Upload Photos to an Album

STEP 2 – Upload Photos to Your Album

Once you have named your album and picked a date, your album will be created and will be visible amongst all the other albums in that section. You will notice your new album has the Vidigami logo as a thumbnail image as the album is currently empty and does not contain any photos. Click on the thumbnail image to go to the next step of uploading your photos.

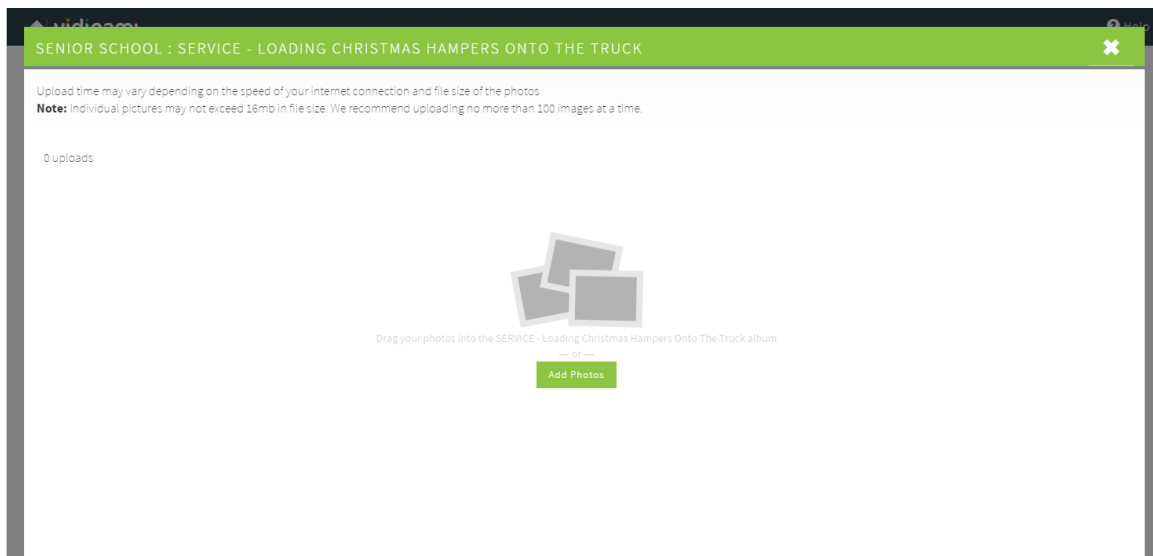


Once your album opens, you will be presented with the view of your album as shown below. Click on the link to “Upload Now”.



Vidigami 101 – How to Upload Photos to an Album

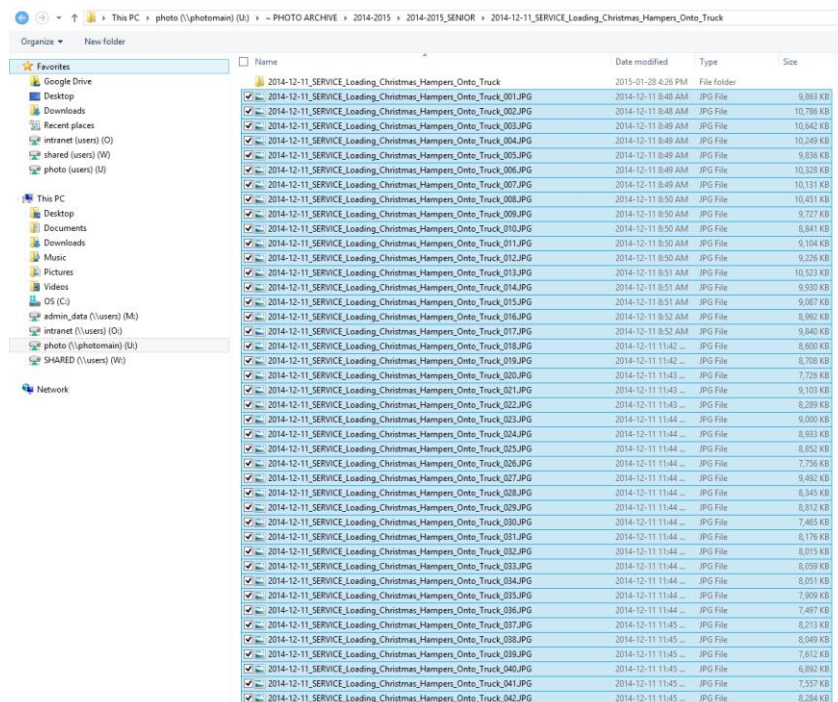
Once you click on the “Upload Now” link, you will be presented with the upload page as shown below. With this page you can drag and drop photos to the page or click on the “Add Photos” link to use your file browser to navigate to the folder you want to upload photos from.



If you use your file browser, you can navigate to the appropriate folder and then select the photo files that you want to upload.

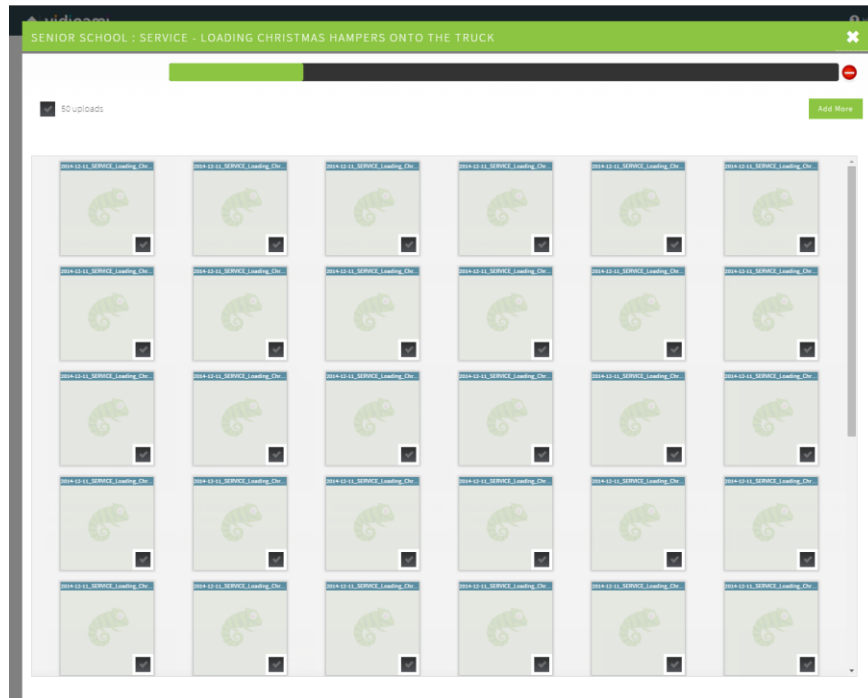
NOTE: For best uploading results, keep in mind the following:

- You will need a high-speed internet connection to upload photos in full resolution.
- The maximum size you should upload should be around 10 megabytes per photo.
- Only load 50 photos at a time. You can upload as many photos as you like to an album, just repeat the loading process.

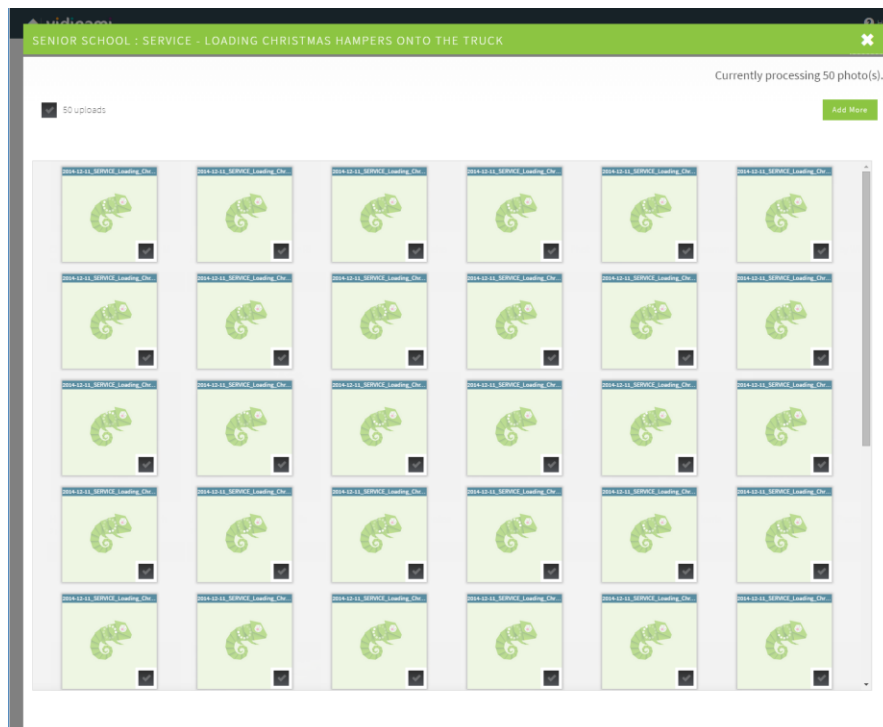


Vidigami 101 – How to Upload Photos to an Album

Once you have selected your photos, the uploading process will begin. You will see a green progress bar at the top of the page as seen below.

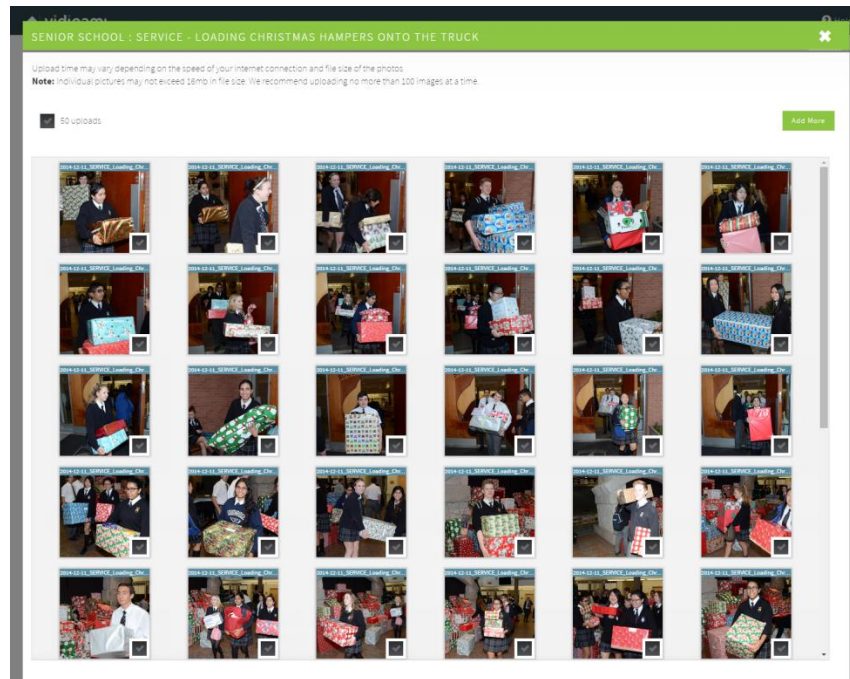


Once the photos have been uploaded, you will see a prompt in the top right corner of the screen that says, "Currently processing XX photo(s)" where, XX is the number of photos you have uploaded.

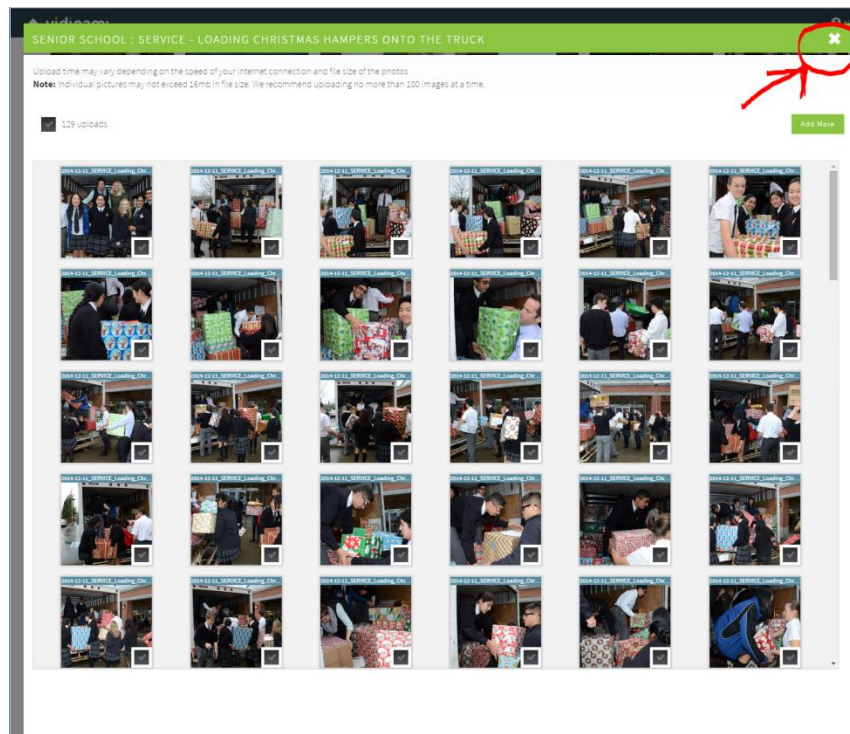


Vidgami 101 – How to Upload Photos to an Album

Once the photos are fully processed, you will see a thumbnail image of each photo as shown below. At this point, you can either exit out of the uploading process or click on the “Add More” link in the top right corner to add more photos to your album.

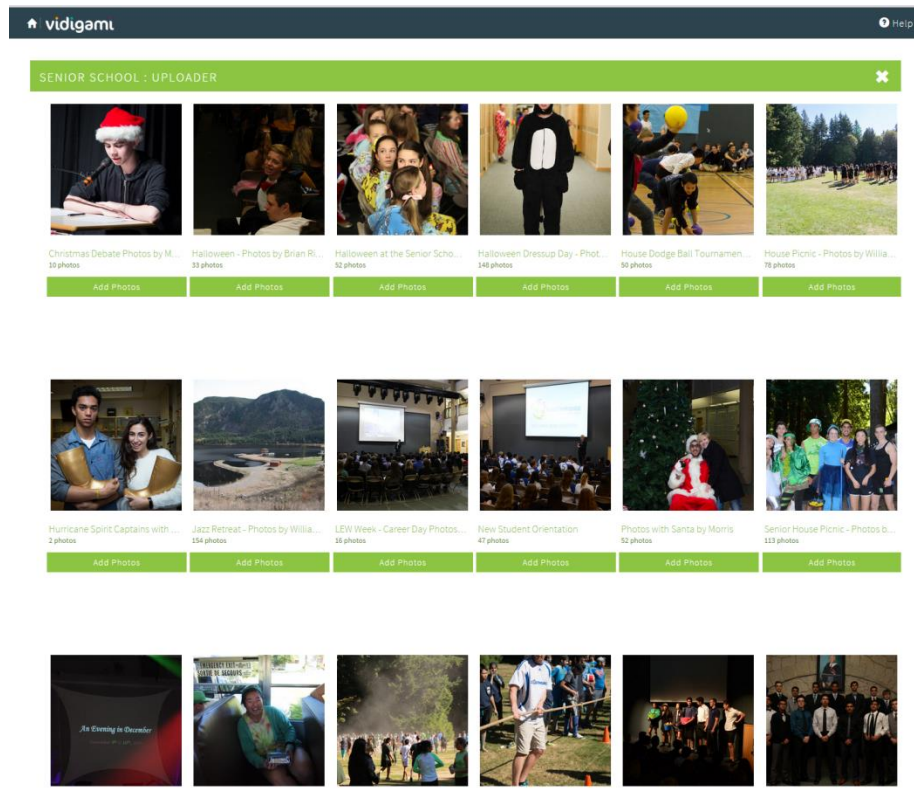


To exit out of the photo uploader for your album, click on the “X” in the top right corner of the screen as shown below.

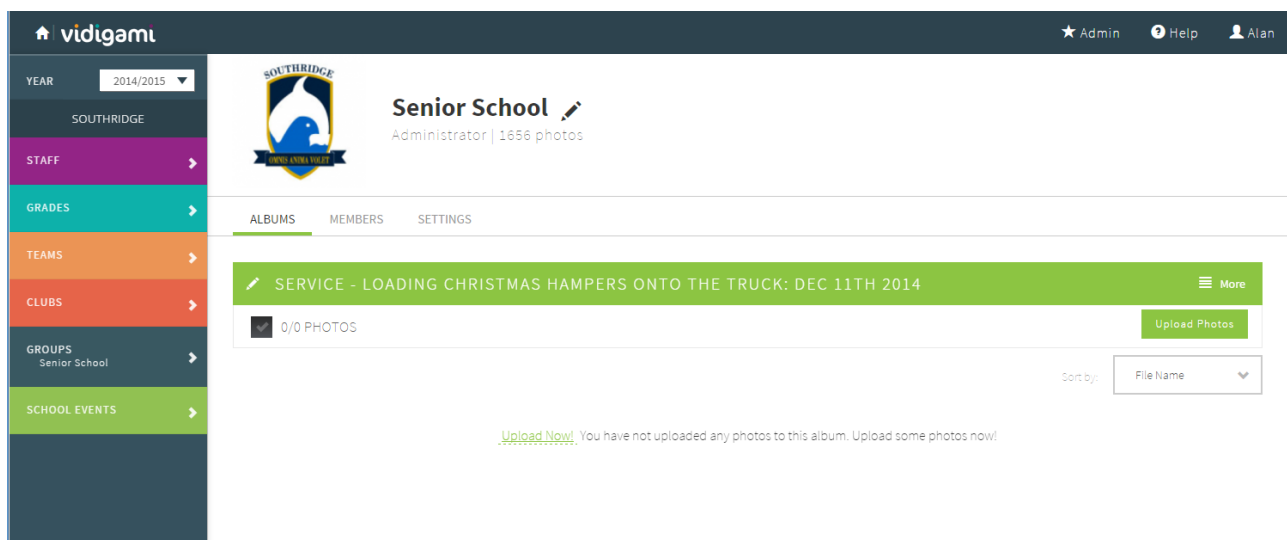


Vidigami 101 – How to Upload Photos to an Album

To exit out of the photo uploader and go back to the Vidigami album library, click on the “X” in the top right corner of the screen as shown below.

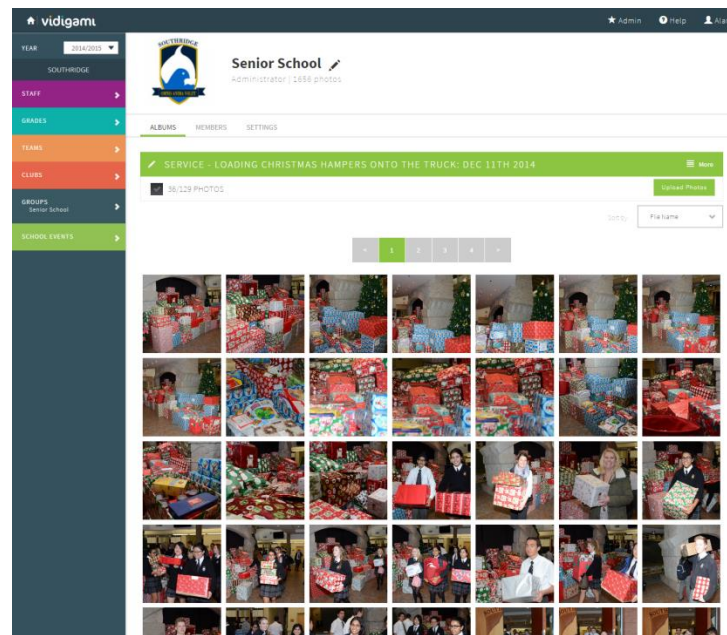


Once you exit the photo uploader, you will be presented with the page below. To refresh your new album view, click on the “Albums” link.



Vidigami 101 – How to Upload Photos to an Album

Once you click on the albums link, you can select your new album and you will see a view as shown below. If you have more photos than can fit on a single page, you will see a navigation panel just above the photos which allows you to select one page after another of your photos. To view a specific photo, click on the photo thumbnail.



Once you click on any photo thumbnail, you will see the individual photos as shown below. You can navigate through your photos by clicking on the left and right arrows at the edges of your screen.

