

**ORANGE UNIFIED SCHOOL DISTRICT
Board of Education – Regular Meeting
1401 N. Handy Street – Orange, CA 92867
Thursday, September 6, 2018
6:00 p.m. – Closed Session
7:00 p.m. – Open Session**

AGENDA

- 1. CALL MEETING TO ORDER – 6:00 p.m.**
- 2. ESTABLISH QUORUM**
- 3. PUBLIC COMMENT ON CLOSED SESSION AGENDA ITEMS**
- 4. ADJOURN TO CLOSED SESSION**
 - A. PUBLIC EMPLOYEE PERFORMANCE EVALUATION
Government Code 54957
Title: Superintendent of Schools
Review of Evaluation Instrument; Strategic Goals and Initiatives
 - B. CONFERENCE WITH LABOR NEGOTIATORS
Government Code Section 54957.6
Agency Negotiator: John Rajcic, Atkinson, Andelson, Loya, Rudd & Romo
Employee Organizations: Orange Unified Education Association and Classified School Employees Association
- 5. CALL TO ORDER – REGULAR SESSION – 7:00 p.m.**
- 6. PLEDGE OF ALLEGIANCE**
- 7. REPORT OF CLOSED SESSION DECISIONS**
- 8. ADOPTION OF AGENDA**
- 9. ANNOUNCEMENTS AND ACKNOWLEDGEMENTS**

| | |
|--|------|
| A. Superintendent’s Report | 1 |
| B. Board President’s Report | 1 |
| C. Board Recognition of Students, Staff and Community | 1 |
| (i) Outstanding Customer Service Program | 2 |
| D. Student Board Members – Introduction | 3 |
| E. “Walk to School Week” and “Walk to School Day” | 4 |
| F. Proclamation Declaring September as “Attendance Awareness Month” | 5-6 |
| G. Proclamation Declaring October as “Dyslexia Awareness Month” | 7-8 |
| H. Proclamation Declaring October 7-14 as “Week of the School Administrator” | 9-10 |
- 10. APPROVAL OF MINUTES**
None
- 11. PUBLIC COMMENT**

Members of the audience may address the Board of Education on agenda items during consideration of that item and non-agenda items that are within the Board’s subject matter jurisdiction. Speaking time is limited to three (3) minutes per speaker with a maximum of twenty (20) minutes per topic. Non-agenda items may neither be acted upon nor discussed by the Board, but will be responded to by telephone, mail, or at a subsequent meeting.

| | |
|---|-------|
| 12. ACTION ITEMS | |
| A. 2017-18 Unaudited Actuals and Revised Budget for 2018-19..... | 11-33 |
| B. Measure S – Resolution Approving Use of Previously Approved Prequalification Documents for Projects not funded by the Measure S Bond Program and Subject to the Requirements Under Public Contract Code Section 20111.6..... | 34-36 |
| 13. INFORMATION/DISCUSSION ITEMS | |
| A. Measure S Capital Facilities Program Update..... | 37 |
| B. Proposed Business Services Reorganization | 38 |
| C. Solar Analysis Update | 39 |
| 14. CONSENT ITEMS | |
| <i>Consent items are acted upon by one motion. However, any such item can be considered separately at a Board member's request and will be acted upon following approval of the Consent Items.</i> | |
| <u>MEASURE S</u> | |
| A. Contract Services Report – Measure S..... | 40 |
| <u>BUSINESS SERVICES</u> | |
| B. Gifts | 41-42 |
| C. Purchase Orders..... | 43 |
| D. Warrants | 44 |
| E. Contract Services Report – Business Services..... | 45-47 |
| F. Notices of Completion | 48-51 |
| G. Resolution No. 10-18-19 to Participate and Accept California Energy Commission's School Bus Replacement Program for Compressed Natural Gas School Bus Replacement Program and Infrastructure Grant..... | 52-53 |
| H. Resolution No. 11-18-19: Gann Amendment Appropriations Limit..... | 54-55 |
| <u>HUMAN RESOURCES</u> | |
| I. Personnel Report..... | 56-68 |
| J. Teacher Assignment/Consent – Variable or Short-Term Waiver..... | 69-70 |
| <u>EDUCATIONAL SERVICES</u> | |
| K. Contract Services Report – Educational Services | 71 |
| L. Study Trips..... | 72-74 |
| M. Out of State Conference Request..... | 75 |
| N. Carl D. Perkins Career & Technical Education Improvement Act of 2016 | 76 |
| O. Course Approvals..... | 77 |
| 15. PUBLIC COMMENT – Non-Agenda Items (See No. 11 – Public Comment.) | |
| 16. OTHER BUSINESS (Board/Staff Conference and Comments) | |
| 17. ADJOURNMENT | |

ANNOUNCEMENTS
AND
ACKNOWLEDGMENTS

TOPIC: **ANNOUNCEMENTS & ACKNOWLEDGMENTS**

DESCRIPTION: **9.A. Superintendent's Report**

9.B. Board President's Report

9.C. Board Member Recognition of Students, Staff and Community

- *Outstanding Customer Service Award (page 2)*

TOPIC: **BOARD RECOGNITION – “ATTITUDE IS EVERYTHING” –
OUTSTANDING CUSTOMER SERVICE PROGRAM**

DESCRIPTION: Customer service is a highly important part of the Orange Unified School District. Several key characteristics set outstanding customer service apart from mediocre customer service. The “Attitude is Everything” recognition program has been designed with the District’s Top Ten Core Values in mind, that of providing outstanding customer service.

Certificated and classified employees who have been nominated by their peers, co-workers, and/or supervisors are selected for this monthly recognition based on their positive “can do” attitude as reflected in daily activities. Qualifications for this recognition include:

- Demonstrating a positive and caring attitude;
- Being responsive, reliable, and respectful when resolving an issue;
- Consistently going the extra mile;
- Always a team player.

This month, the employee chosen for exemplifying outstanding customer service is:

**Susana Bailey
Attendance/Health Clerk
West Orange Elementary**

The Board of Education will recognize **Susana Bailey** as the recipient of the Outstanding Customer Service Award for the month of June.

This is to certify that this item was approved by the Board of Education.



Gunn Marie Hansen, Ph.D.
Superintendent and Secretary
Orange Unified School District

TOPIC: **STUDENT BOARD MEMBERS - INTRODUCTION**

DESCRIPTION: Annually, each high school selects a student to represent the school at the Board of Education meetings. The Board believes it is important to seek out and consider student ideas, viewpoints, and reactions to the educational programs of the District. The individuals selected to serve as student advisors are exemplary students, engaged in campus activities, and leaders among their peers. They serve a one-year term from September through June.

Throughout the school year, the Executive Directors for Secondary Education, will work with the student representatives to facilitate communication between the Board and the students of this District. Student Board Members are expected to attend all regular Board meetings, remain informed on District issues, and contribute ideas and insights. At Board meetings, on a rotating basis, each student will present a State of the School report on their school of attendance.

The 2018-19 Student Board Members are:

| | |
|---------------|------------------------|
| Kelly Bates | Canyon High School |
| Aubrey Adams | El Modena High School |
| Vincent Tran | Orange High School |
| David Holtman | Richland High School |
| Kelly Kwon | Villa Park High School |

The Board of Education will recognize and commend the designated students who will serve as the 2018-19 Student Board Members.

This is to certify that this item was approved by the Board of Education.



Gunn Marie Hansen, Ph.D.
Superintendent and Secretary
Orange Unified School District

TOPIC: **“WALK TO SCHOOL WEEK” AND “WALK TO SCHOOL DAY”**

DESCRIPTION: International Walk to School Week takes place the first full week of October. It's an international week that raises awareness about the positive ways walking to school helps children and communities. In neighborhoods all around the world the first full week of October is the week to walk to school. The goal is to encourage more adults and children to walk to school together to raise awareness about:

- The importance of teaching children safe walking behaviors, such as how to cross streets and how to select safe routes to school
- How easy and enjoyable walking is. Adults and children spend healthy, active time together doing the world's simplest exercise – walking
- Taking specific steps to create more walkable communities such as advocating for more crosswalks, sidewalks, crossing guards and better driver behavior

The Board of Education encourages school and community participation during “Walk to School Week”, October 8-12, and Walk to School Day” on Wednesday, October 10, 2018.

This is to certify that this item was approved by the Board of Education.



Gunn Marie Hansen, Ph.D.
Superintendent and Secretary
Orange Unified School District

TOPIC: **PROCLAMATION DECLARING SEPTEMBER AS
“ATTENDANCE AWARENESS MONTH”**

DESCRIPTION: September is Attendance Awareness Month and as students are welcomed back to school, the District stresses the importance of school attendance. The campaign for the September Attendance Awareness offers a great opportunity to promote awareness and the value of each instructional minute.


The message to share is that children will learn and succeed in the classroom when the barriers to attendance are removed, good attendance patterns are established and schools celebrate success in punctual and improved attendance.

Attendance also improves when schools closely monitor chronic absence and engage in personalized early outreach and support to students. OUSD has had success by monitoring chronic absenteeism with the Model School Attendance Review Board (SARB) program which monitors chronic absenteeism by grade level, ethnicity and special programs to identify groups at risk and provide targeted early interventions. Using these baselines chronic absence data enables the District to closely monitor progress and set goals aligned with the Local Control and Accountability Plan (LCAP).

As the new school year begins, the theme for September Attendance Awareness Month is “Engaging Communities to Reduce Chronic Absence.”

The Board of Education will adopt the proclamation declaring the month of September as “Attendance Awareness Month.”

This is to certify that this item was
approved by the Board of Education.



Gunn Marie Hansen, Ph.D.
Superintendent and Secretary
Orange Unified School District

**ORANGE UNIFIED SCHOOL DISTRICT
BOARD OF EDUCATION
PROCLAMATION**

September as “Attendance Awareness Month”

WHEREAS, good attendance is essential to student achievement and graduation, and we are committed to dedicating our resources and attention to reducing chronic absenteeism rates, with a focus starting as early as prekindergarten and kindergarten;

WHEREAS, chronic absence – missing 10 percent or more of school for any reason including excused and unexcused absences, or just two or three days a month – is a proven predictor of academic trouble and dropout rates;

WHEREAS, chronic absence predicts lower third-grade reading proficiency, course failure and eventual dropout, it weakens our communities and our local economy;

WHEREAS, attendance gaps among groups of students often turn into achievement gaps that undermine student success. Chronic absence particularly exacerbates the achievement gap that separates low-income students from their peers, since students from low-income families are both more likely to be chronically absent and more likely to be affected academically by missing school;

WHEREAS, absenteeism also undermines efforts to improve struggling schools, since it’s hard to measure improvement in classroom instruction if students are not in class to benefit from them;

WHEREAS, all students – even those who show up regularly – are affected by chronic absence because teachers must spend time reviewing for students who missed lessons;

WHEREAS, chronic absence can be significantly reduced when schools, families and communities work together to monitor and promote good attendance and address hurdles that keep children from getting to school;

NOW, THEREFORE, BE IT RESOLVED that the Board of Education of Orange Unified School District proclaims September as “Attendance Awareness Month.” We hereby commit to focusing on reducing chronic absenteeism to give all children an equitable opportunity to learn, grow and thrive academically, emotionally and socially.

Dated this 6th day of September, 2018

Alexia Deligianni-Brydges, President

Kathryn Moffat, Vice President

Timothy Surridge, Clerk

Brenda Lebsack, Member

Rick Ledesma, Member

John Ortega, Member

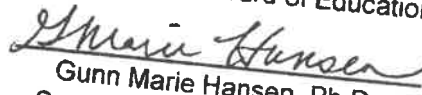
Andrea Yamasaki, Member

TOPIC: **PROCLAMATION DECLARING OCTOBER AS
"DYSLEXIA AWARENESS MONTH"**

DESCRIPTION: Dyslexia Awareness Month is designated by the International Dyslexia Association annually in October to encourage staff members, families, and the community to collaborate to raise awareness and understanding in so much as to identify, treat and prevent problems associated with dyslexia and to ensure success for every student with dyslexia.

The Board of Education will adopt the proclamation declaring the month of October as "Dyslexia Awareness Month."

This is to certify that this item was
approved by the Board of Education.



Gunn Marie Hansen, Ph.D.
Superintendent and Secretary
Orange Unified School District

**ORANGE UNIFIED SCHOOL DISTRICT
BOARD OF EDUCATION
PROCLAMATION
October as National Dyslexia Awareness Month”**

WHEREAS, Orange Unified School District recognizes that our children are our most valuable resource and we must provide opportunities for all students to learn and grow;

WHEREAS, the United States Department of Health defines dyslexia as an inheritable and highly prevalent language-based disability affecting 1 in 5 individuals;

WHEREAS, dyslexia—meaning “difficulty with words”—is one of the several distinct learning disabilities and is characterized by challenges in processing language when decoding oral and written words;

WHEREAS, dyslexia deeply affect a student’s ability to read, write, spell and comprehend and may also affect a student’s overall well-being;

WHEREAS, students with dyslexia, especially those who are not identified and are reading below grade level at the end of third grade, often experience difficulties with depression, anxiety, and poor self-image and rarely catch up to their peers and, as a result, underperform in school and are at a greater risk for dropping out;

WHEREAS, with proper identification, appropriate instruction, accommodation, access to assistive technologies, support from families, teachers and friends, individuals with dyslexia can excel in school and employment;

WHEREAS, our school district works to inform and empower families and educators with the most current research-based practices to promote literacy development and to prepare students for a hopeful and productive future;

WHEREAS, our school district recognizes the many gifts and strengths associated with dyslexia, including entrepreneurship, creative thinking, and excellence in the arts and sports;

WHEREAS, to assist parents, educators and individuals, the International Dyslexia Association has designated October as Dyslexia Awareness Month.

NOW, THEREFORE, BE IT RESOLVED, the Orange Unified School District Board of Education does hereby proclaim October 2018, Dyslexia Awareness Month in the Orange Unified School District and encourages staff members, families, and the community to collaborate to raise awareness and understanding in so much as to identify, treat, and prevent problems associated with dyslexia.

Dated this 6th day of September, 2018

Alexia Deligianni-Brydges, President

Kathryn Moffat, Vice President

Timothy Surridge, Clerk

Brenda Lebsack, Member

Rick Ledesma, Member

John Ortega, Member


Andrea Yamasaki, Member

TOPIC: "WEEK OF THE SCHOOL ADMINISTRATOR"

DESCRIPTION: This year, the official "Week of the School Administrator" is October 7-14, 2018. Per Education Code section 44015.1, "In observance of the importance of educational leadership at the school, school district, and county levels, the second full week in the month of October of each year shall be designated as "Week of the School Administrator." School districts are encouraged to observe the week with public recognition of the contribution that school administrators make to successful pupil achievement.

The Board of Education will present a proclamation declaring October 7-14, 2018 as "Week of the School Administrator." The proclamation honors Orange Unified's administrators for their leadership of the educational process and the contributions they make to ensure successful student achievement.

This is to certify that this item was approved by the Board of Education.



Gunn Marie Hansen, Ph.D.
Superintendent and Secretary
Orange Unified School District

**PROCLAMATION OF THE BOARD OF EDUCATION
OF THE ORANGE UNIFIED SCHOOL DISTRICT
• WEEK OF THE SCHOOL ADMINISTRATOR •**

WHEREAS, leadership matters for California's public education system and the more than six million students they serve;

WHEREAS, school administrators are passionate, lifelong learners who believe in the value of quality public education; and

WHEREAS, the title, "School Administrator," is a broad term used to define many education leadership posts. Superintendents, assistant superintendents, principals, assistant principals, special education and adult education leaders, curriculum and assessment leaders, school business officials, classified educational leaders, and other school district employees are considered administrators; and

WHEREAS, providing quality service for student success is paramount for the profession; and

WHEREAS, most school administrators began their careers as teachers. The average administrator has served in public education for more than a decade. Most of California's superintendents have served in education for more than 20 years. Such experience is beneficial in their work to effectively and efficiently lead public education and improve student achievement; and

WHEREAS, public schools operate with lean management systems. Across the nation, public schools employ fewer managers and supervisors than most public and private sector industries including transportation, food service, manufacturing, utilities, construction, publishing and public administration; and

WHEREAS, school leaders depend on a network of support from school communities - fellow administrators, teachers, parents, students, businesses, community members, board trustees, colleges and universities, community and faith-based organizations, elected officials and district and county staff and resources - to promote ongoing student achievement and school success; and

WHEREAS, research shows great schools are led by great principals, and great districts are led by great superintendents. These site leaders are supported by extensive administrative networks throughout the state; and

WHEREAS, the State of California has declared the second full week of October as the "Week of the School Administrator"; and

WHEREAS, the future of California's public education system depends upon the quality of its leadership;

NOW, THEREFORE, BE IT RESOLVED by the Orange Unified School District Board of Education that all our school leaders be commended for the contributions they make to ensure successful student achievement.

Alexia Deligianni-Brydges, President

Kathryn Moffat, Vice President

Timothy Surridge, Clerk

Brenda Lebsack, Member

Rick Ledesma, Member

John Ortega, Member

Andrea Yamasaki, Member

September 6, 2018

ACTION
ITEMS

TOPIC: **2017/18 UNAUDITED ACTUALS AND REVISED BUDGET FOR 2018/19**

DESCRIPTION: Orange Unified School District adopted the 2018/19 budget on June 7, 2018. In compliance with AB 1200 requirements, the Board of Education is presented the 2017/18 Unaudited Actuals for approval by September 15.

Average Daily Attendance: Average daily attendance of 24,990.93 (not including District charter schools) is used for purposes of calculating the Local Control Funding Formula. The following chart is a composition of 2017/18 ADA:

| ADA | |
|--|------------------|
| OUSD | 24,759.16 |
| AB1446 declining enrollment protection | 450.59 |
| Non-Public Schools | 48.07 |
| OUSD Community Day School | 33.42 |
| County Special Education | 13.51 |
| County Community Schools | 136.77 |
| Subtotal | 25,441.52 |
| El Rancho Charter | 1,167.08 |
| Santiago Charter | 938.60 |
| Subtotal (Charter School Only) | 2,105.68 |
| GRAND TOTAL | 27,547.20 |

This is to certify that this item was approved by the Board of Education.

Gunn Marie Hansen
 Gunn Marie Hansen, Ph.D.
 Superintendent and Secretary
 Orange Unified School District

Revenues: The 2018/19 Budget revenue component now reflects deferred revenues/carryovers from the 2017/18 fiscal year. The unexpended entitlements have been included in components of the 2017/18 ending fund balance and added to the 2018/19 expenditure lines. These entitlements, including: Medi-Cal Billing Option, Lottery – Instructional Material, SB70 Mental Health and Huber Trust Funds amount to approximately \$1.4 million.

Other unexpended/remaining components of the 2017/18 ending fund balance are non-resident tuition, site carryover, site/department donations, Credential Support Contracts, Medi-Cal Administration Activities, FY19-FY21 STRS/PERS Increases and Lottery site carryover totaling approximately \$11 million.

Federal and state categoricals are projected at 2017/18 allocations and a state COLA of 0% for those entitlements and grants known to be ongoing.

Expenditures: Supplies, services/operating expenses, and capital outlay are in conformity with estimated site and program budgets.

Ending Balance: The projected ending balance of \$55,487,279 is comprised of the following:

| | |
|---|--------------|
| Revolving Cash | \$100,000 |
| Stores | \$150,000 |
| Non-Resident Tuition | \$84,295 |
| FY20-FY22 STRS/PERS Increases | \$6,506,776 |
| One-Time Mandated Cost per ADA | 4,549,343 |
| Reserve for Economic Uncertainties (3%) | \$8,995,026 |
| Unappropriated Amount | \$35,101,839 |


The ending balance meets the state-required three percent reserve and the 2018/19 budget complies with the AB1200 accountability guidelines as set forth by the State of California. The First Interim Report will be presented to the Board of Education at its' December 6, 2018 meeting. The Second Interim will be presented at the meeting in March 2019.

Transfer Resolution: Resolution Nos. 07-18-19 and 08-18-19 are the technical mechanisms which the Orange County Department of Education uses to authorize and input the information related to the 2017/18 Unaudited Actuals and the 2018/19 Revised Budget.

FISCAL IMPACT: The District is solvent and has a balanced budget for 2018/19.

RECOMMENDATION: It is recommended that the Board of Education accept the 2017/18 Unaudited Actuals and approve the 2018/19 Revised Budget and authorize staff to implement the necessary transfers as shown in Transfer Resolutions Nos. 07-18-19 and 08-18-19.

This is to certify that this item was approved by the Board of Education.




Gunn Marie Hansen, Ph.D.
Superintendent and Secretary
Orange Unified School District

UNAUDITED ACTUAL FINANCIAL REPORT:

To the County Superintendent of Schools:

2017-18 UNAUDITED ACTUAL FINANCIAL REPORT. This report was prepared in accordance with Education Code Section 41010 and is hereby approved and filed by the governing board of the school district pursuant to Education Code Section 42100.

Signed: 
Clerk/Secretary of the Governing Board
(Original signature required)

Date of Meeting: Sep 06, 2018

To the Superintendent of Public Instruction:

2017-18 UNAUDITED ACTUAL FINANCIAL REPORT. This report has been verified for accuracy by the County Superintendent of Schools pursuant to Education Code Section 42100.

Signed: _____
County Superintendent/Designee
(Original signature required)

Date: _____

For additional information on the unaudited actual reports, please contact:

For County Office of Education:

For School District:

Dean West
Name
Associate Superintendent-Business Services
Title
(714) 966-4229
Telephone
dwest@ocde.us
E-mail Address

Barbara Stephens
Name
Director-Fiscal Assistance
Title
(714) 628-4044
Telephone
barbaras@orangeusd.org
E-mail Address

| Description | Resource Codes | Object Codes | 2017-18 Unaudited Actuals | | | 2018-19 Budget | | | % Diff Column C & F |
|---|----------------|------------------------|---------------------------|-----------------|---------------------------|------------------|-----------------|---------------------------|---------------------|
| | | | Unrestricted (A) | Restricted (B) | Total Fund col. A + B (C) | Unrestricted (D) | Restricted (E) | Total Fund col. D + E (F) | |
| A. REVENUES | | | | | | | | | |
| 1) LCFF Sources | | 8010-8099 | 223,528,807.05 | 0.00 | 223,528,807.05 | 234,971,787.00 | 0.00 | 234,971,787.00 | 5.1% |
| 2) Federal Revenue | | 8100-8299 | 175,827.65 | 13,695,021.84 | 13,870,849.49 | 29,078.00 | 14,111,562.00 | 14,140,640.00 | 1.9% |
| 3) Other State Revenue | | 8300-8599 | 8,860,422.92 | 31,664,891.01 | 40,525,313.93 | 9,565,563.00 | 31,711,654.00 | 41,277,217.00 | 1.9% |
| 4) Other Local Revenue | | 8600-8799 | 4,727,902.64 | 2,791,799.84 | 7,519,702.48 | 3,784,377.00 | 2,131,495.00 | 5,915,872.00 | -21.3% |
| 5) TOTAL, REVENUES | | | 237,292,960.26 | 48,151,712.69 | 285,444,672.95 | 248,350,805.00 | 47,954,711.00 | 296,305,516.00 | 3.8% |
| B. EXPENDITURES | | | | | | | | | |
| 1) Certificated Salaries | | 1000-1999 | 102,334,769.89 | 24,649,704.96 | 126,984,474.85 | 102,788,747.00 | 24,066,821.00 | 126,855,568.00 | -0.1% |
| 2) Classified Salaries | | 2000-2999 | 30,498,903.14 | 16,156,703.34 | 46,655,606.48 | 30,847,622.00 | 16,347,960.00 | 47,195,582.00 | 1.2% |
| 3) Employee Benefits | | 3000-3999 | 45,252,419.42 | 25,255,857.60 | 70,508,277.02 | 48,024,023.00 | 27,083,570.00 | 75,107,593.00 | 6.5% |
| 4) Books and Supplies | | 4000-4999 | 5,583,294.51 | 5,193,690.33 | 10,776,984.84 | 8,325,903.00 | 6,076,176.00 | 14,402,079.00 | 33.6% |
| 5) Services and Other Operating Expenditures | | 5000-5999 | 13,229,784.47 | 10,212,945.24 | 23,442,729.71 | 15,905,963.00 | 12,120,136.00 | 28,026,099.00 | 19.6% |
| 6) Capital Outlay | | 6000-6999 | 111,039.40 | 0.00 | 111,039.40 | 1,146,500.00 | 0.00 | 1,146,500.00 | 932.5% |
| 7) Other Outgo (excluding Transfers of Indirect Costs) | | 7100-7299 7400-7499 | 6,547,911.68 | 1,064,289.10 | 7,612,200.78 | 6,568,991.00 | 1,027,323.00 | 7,596,314.00 | -0.2% |
| 8) Other Outgo - Transfers of Indirect Costs | | 7300-7399 | (2,901,694.15) | 2,411,085.52 | (490,608.63) | (2,702,954.00) | 2,157,027.00 | (545,937.00) | 11.3% |
| 9) TOTAL, EXPENDITURES | | | 200,656,428.36 | 84,944,276.09 | 285,600,704.45 | 210,904,785.00 | 88,879,013.00 | 299,783,798.00 | 5.0% |
| C. EXCESS (DEFICIENCY) OF REVENUES OVER EXPENDITURES BEFORE OTHER FINANCING SOURCES AND USES (A5 - B9) | | | | | | | | | |
| | | | 36,636,531.90 | (36,792,563.40) | (156,031.50) | 37,446,020.00 | (40,924,302.00) | (3,478,282.00) | 2129.2% |
| D. OTHER FINANCING SOURCES/USES | | | | | | | | | |
| 1) Interfund Transfers | | | | | | | | | |
| a) Transfers In | | 8900-8929 | 0.00 | 0.00 | 0.00 | 0.00 | 0.00 | 0.00 | 0.0% |
| b) Transfers Out | | 7600-7629 | 3,779,442.55 | 14,134.79 | 3,793,577.34 | 50,400.00 | 0.00 | 50,400.00 | -98.7% |
| 2) Other Sources/Uses | | | | | | | | | |
| a) Sources | | 8930-8979 | 0.00 | 0.00 | 0.00 | 0.00 | 0.00 | 0.00 | 0.0% |
| b) Uses | | 7630-7699 | 0.00 | 0.00 | 0.00 | 0.00 | 0.00 | 0.00 | 0.0% |
| 3) Contributions | | 8980-8999 | (36,822,693.19) | 36,822,693.19 | 0.00 | (39,480,337.00) | 39,480,337.00 | 0.00 | 0.0% |
| 4) TOTAL, OTHER FINANCING SOURCES/USES | | | (40,602,135.74) | 36,808,558.40 | (3,793,577.34) | (39,530,737.00) | 39,480,337.00 | (50,400.00) | -98.7% |

| Description | Resource Codes | Object Codes | 2017-18 Unaudited Actuals | | | 2018-19 Budget | | | % Diff Column C & F |
|--|----------------|--------------|---------------------------|----------------|---------------------------|------------------|----------------|---------------------------|---------------------|
| | | | Unrestricted (A) | Restricted (B) | Total Fund col. A + B (C) | Unrestricted (D) | Restricted (E) | Total Fund col. D + E (F) | |
| E. NET INCREASE (DECREASE) IN FUND BALANCE (C + D4) | | | 3,965,603.84 | 15,995.00 | 3,949,608.84 | 2,084,717.00 | 1,443,965.00 | 3,528,682.00 | -10.7% |
| F. FUND BALANCE, RESERVES | | | | | | | | | |
| 1) Beginning Fund Balance | | | | | | | | | |
| a) As of July 1 - Unaudited | | 9791 | 61,537,599.65 | 1,427,970.00 | 62,965,569.65 | 57,571,995.81 | 1,443,965.00 | 59,015,960.81 | -6.3% |
| b) Audit Adjustments | | 9793 | 0.00 | 0.00 | 0.00 | 0.00 | 0.00 | 0.00 | 0.0% |
| c) As of July 1 - Audited (F1a + F1b) | | | 61,537,599.65 | 1,427,970.00 | 62,965,569.65 | 57,571,995.81 | 1,443,965.00 | 59,015,960.81 | -6.3% |
| d) Other Restatements | | 9795 | 0.00 | 0.00 | 0.00 | 0.00 | 0.00 | 0.00 | 0.0% |
| e) Adjusted Beginning Balance (F1c + F1d) | | | 61,537,599.65 | 1,427,970.00 | 62,965,569.65 | 57,571,995.81 | 1,443,965.00 | 59,015,960.81 | -6.3% |
| 2) Ending Balance, June 30 (E + F1e) | | | 57,571,995.81 | 1,443,965.00 | 59,015,960.81 | 55,487,278.81 | 0.00 | 55,487,278.81 | -6.0% |
| Components of Ending Fund Balance | | | | | | | | | |
| a) Nonspendable | | | | | | | | | |
| Revolving Cash | | 9711 | 100,000.00 | 0.00 | 100,000.00 | 100,000.00 | 0.00 | 100,000.00 | 0.0% |
| Stores | | 9712 | 90,271.31 | 0.00 | 90,271.31 | 150,000.00 | 0.00 | 150,000.00 | 66.2% |
| Prepaid Items | | 9713 | 1,658,259.89 | 0.00 | 1,658,259.89 | 0.00 | 0.00 | 0.00 | -100.0% |
| All Others | | 9719 | 0.00 | 0.00 | 0.00 | 0.00 | 0.00 | 0.00 | 0.0% |
| b) Restricted | | 9740 | 0.00 | 1,443,965.00 | 1,443,965.00 | 0.00 | 0.41 | 0.41 | -100.0% |
| c) Committed | | | | | | | | | |
| Stabilization Arrangements | | 9750 | 0.00 | 0.00 | 0.00 | 0.00 | 0.00 | 0.00 | 0.0% |
| Other Commitments | | 9760 | 0.00 | 0.00 | 0.00 | 0.00 | 0.00 | 0.00 | 0.0% |
| d) Assigned | | | | | | | | | |
| Other Assignments | | 9780 | 10,993,866.00 | 0.00 | 10,993,866.00 | 11,140,414.00 | 0.00 | 11,140,414.00 | 1.3% |
| Non-Resident Tuition | 0000 | 9780 | 84,295.00 | | 84,295.00 | | | | |
| School Site Carryover | 0000 | 9780 | 182,101.00 | | 182,101.00 | | | | |
| School Site/Department Donations | 0000 | 9780 | 1,048,535.00 | | 1,048,535.00 | | | | |
| Credential Support Contracts | 0000 | 9780 | 44,057.00 | | 44,057.00 | | | | |
| MediCal Administration Activities | 0000 | 9780 | 73,082.00 | | 73,082.00 | | | | |
| FY19-FY21 STRS/PERS Increases | 0000 | 9780 | 9,433,879.00 | | 9,433,879.00 | | | | |
| School Site Lottery | 1100 | 9780 | 127,917.00 | | 127,917.00 | | | | |
| Non-Resident Tuition | 0000 | 9780 | | | | 84,295.00 | | 84,295.00 | |
| FY20-FY22 STRS/PERS Increases | 0000 | 9780 | | | | 6,506,776.00 | | 6,506,776.00 | |
| One-Time Mandated Cost per ADA | 0000 | 9780 | | | | 4,549,343.00 | | 4,549,343.00 | |
| e) Unassigned/Unappropriated | | | | | | | | | |
| Reserve for Economic Uncertainties | | 9789 | 8,681,829.00 | 0.00 | 8,681,829.00 | 8,995,026.00 | 0.00 | 8,995,026.00 | 3.6% |
| Unassigned/Unappropriated Amount | | 9790 | 36,047,769.61 | 0.00 | 36,047,769.61 | 35,101,838.81 | 0.41 | 35,101,838.40 | -2.6% |

| Description | Resource Codes | Object Codes | 2017-18 Unaudited Actuals | | | 2018-19 Budget | | | % Diff Column C & F |
|---|----------------|--------------|---------------------------|----------------|---------------------------|------------------|----------------|---------------------------|---------------------|
| | | | Unrestricted (A) | Restricted (B) | Total Fund col. A + B (C) | Unrestricted (D) | Restricted (E) | Total Fund col. D + E (F) | |
| G. ASSETS | | | | | | | | | |
| 1) Cash | | | | | | | | | |
| a) in County Treasury | | 9110 | 68,883,193.46 | (4,684,512.92) | 64,198,680.54 | | | | |
| 1) Fair Value Adjustment to Cash in County Treasury | | 9111 | 0.00 | 0.00 | 0.00 | | | | |
| b) in Banks | | 9120 | 35,744.29 | 0.00 | 35,744.29 | | | | |
| c) in Revolving Cash Account | | 9130 | 100,000.00 | 0.00 | 100,000.00 | | | | |
| d) with Fiscal Agent/Trustee | | 9135 | 1,085,148.71 | 0.00 | 1,085,148.71 | | | | |
| e) Collections Awaiting Deposit | | 9140 | 306,839.89 | 0.00 | 306,839.89 | | | | |
| 2) Investments | | 9150 | 0.00 | 0.00 | 0.00 | | | | |
| 3) Accounts Receivable | | 9200 | 1,412,868.06 | 555,756.72 | 1,968,624.78 | | | | |
| 4) Due from Grantor Government | | 9290 | 94,854.00 | 7,427,568.85 | 7,522,422.85 | | | | |
| 5) Due from Other Funds | | 9310 | 1,515,923.48 | 200,989.86 | 1,716,913.34 | | | | |
| 6) Stores | | 9320 | 90,271.31 | 0.00 | 90,271.31 | | | | |
| 7) Prepaid Expenditures | | 9330 | 1,658,259.89 | 0.00 | 1,658,259.89 | | | | |
| 8) Other Current Assets | | 9340 | 0.00 | 0.00 | 0.00 | | | | |
| 9) TOTAL, ASSETS | | | 75,183,103.09 | 3,499,802.51 | 78,682,905.60 | | | | |
| H. DEFERRED OUTFLOWS OF RESOURCES | | | | | | | | | |
| 1) Deferred Outflows of Resources | | 9490 | 0.00 | 0.00 | 0.00 | | | | |
| 2) TOTAL, DEFERRED OUTFLOWS | | | 0.00 | 0.00 | 0.00 | | | | |
| I. LIABILITIES | | | | | | | | | |
| 1) Accounts Payable | | 9500 | 12,819,746.85 | 1,271,025.28 | 14,090,772.13 | | | | |
| 2) Due to Grantor Governments | | 9590 | 0.00 | 2,993.23 | 2,993.23 | | | | |
| 3) Due to Other Funds | | 9510 | 4,791,360.43 | 77.43 | 4,791,437.86 | | | | |
| 4) Current Loans | | 9640 | 0.00 | 0.00 | 0.00 | | | | |
| 5) Unearned Revenue | | 9650 | 0.00 | 781,741.57 | 781,741.57 | | | | |
| 6) TOTAL, LIABILITIES | | | 17,611,107.28 | 2,055,837.51 | 19,666,944.79 | | | | |
| J. DEFERRED INFLOWS OF RESOURCES | | | | | | | | | |
| 1) Deferred Inflows of Resources | | 9690 | 0.00 | 0.00 | 0.00 | | | | |
| 2) TOTAL, DEFERRED INFLOWS | | | 0.00 | 0.00 | 0.00 | | | | |
| K. FUND EQUITY | | | | | | | | | |
| Ending Fund Balance, June 30 (must agree with line F2) (G9 + H2) - (I6 + J2) | | | 57,571,995.81 | 1,443,965.00 | 59,015,960.81 | | | | |

| Description | Resource Codes | Object Codes | 2017-18 Unaudited Actuals | | | 2018-19 Budget | | | % Diff Column C & F |
|--|----------------|--------------|---------------------------|----------------|---------------------------|-----------------------|----------------|---------------------------|---------------------|
| | | | Unrestricted (A) | Restricted (B) | Total Fund col. A + B (C) | Unrestricted (D) | Restricted (E) | Total Fund col. D + E (F) | |
| LCFF SOURCES | | | | | | | | | |
| Principal Apportionment State Aid - Current Year | | 8011 | 60,457,115.00 | 0.00 | 60,457,115.00 | 72,608,311.00 | 0.00 | 72,608,311.00 | 20.1% |
| Education Protection Account State Aid - Current Year | | 8012 | 5,088,304.00 | 0.00 | 5,088,304.00 | 4,994,720.00 | 0.00 | 4,994,720.00 | -1.8% |
| State Aid - Prior Years | | 8019 | 214,931.16 | 0.00 | 214,931.16 | 0.00 | 0.00 | 0.00 | -100.0% |
| Tax Relief Subventions Homeowners' Exemptions | | 8021 | 790,840.54 | 0.00 | 790,840.54 | 790,840.00 | 0.00 | 790,840.00 | 0.0% |
| Timber Yield Tax | | 8022 | 18.11 | 0.00 | 18.11 | 18.00 | 0.00 | 18.00 | -0.6% |
| Other Subventions/In-Lieu Taxes | | 8029 | 0.00 | 0.00 | 0.00 | 0.00 | 0.00 | 0.00 | 0.0% |
| County & District Taxes Secured Roll Taxes | | 8041 | 134,622,590.19 | 0.00 | 134,622,590.19 | 137,664,091.00 | 0.00 | 137,664,091.00 | 2.3% |
| Unsecured Roll Taxes | | 8042 | 4,328,585.50 | 0.00 | 4,328,585.50 | 4,328,586.00 | 0.00 | 4,328,586.00 | 0.0% |
| Prior Years' Taxes | | 8043 | 1,609,370.22 | 0.00 | 1,609,370.22 | 1,609,370.00 | 0.00 | 1,609,370.00 | 0.0% |
| Supplemental Taxes | | 8044 | 4,087,149.51 | 0.00 | 4,087,149.51 | 4,087,150.00 | 0.00 | 4,087,150.00 | 0.0% |
| Education Revenue Augmentation Fund (ERAF) | | 8045 | 10,149,707.08 | 0.00 | 10,149,707.08 | 9,442,030.00 | 0.00 | 9,442,030.00 | -7.0% |
| Community Redevelopment Funds (SB 617/699/1992) | | 8047 | 14,374,019.01 | 0.00 | 14,374,019.01 | 12,000,000.00 | 0.00 | 12,000,000.00 | -16.5% |
| Penalties and Interest from Delinquent Taxes | | 8048 | 0.00 | 0.00 | 0.00 | 0.00 | 0.00 | 0.00 | 0.0% |
| Miscellaneous Funds (EC 41604) Royalties and Bonuses | | 8081 | 0.00 | 0.00 | 0.00 | 0.00 | 0.00 | 0.00 | 0.0% |
| Other In-Lieu Taxes | | 8082 | 0.00 | 0.00 | 0.00 | 0.00 | 0.00 | 0.00 | 0.0% |
| Less: Non-LCFF (50%) Adjustment | | 8089 | 0.00 | 0.00 | 0.00 | 0.00 | 0.00 | 0.00 | 0.0% |
| Subtotal, LCFF Sources | | | 235,722,630.32 | 0.00 | 235,722,630.32 | 247,525,116.00 | 0.00 | 247,525,116.00 | 5.0% |
| LCFF Transfers | | | | | | | | | |
| Unrestricted LCFF Transfers - Current Year | 0000 | 8091 | (66,270.27) | | (66,270.27) | (33,264.00) | | (33,264.00) | -49.8% |
| All Other LCFF Transfers - Current Year | All Other | 8091 | 0.00 | 0.00 | 0.00 | 0.00 | 0.00 | 0.00 | 0.0% |
| Transfers to Charter Schools in Lieu of Property Taxes | | 8096 | (12,127,553.00) | 0.00 | (12,127,553.00) | (12,520,065.00) | 0.00 | (12,520,065.00) | 3.2% |
| Property Taxes Transfers | | 8097 | 0.00 | 0.00 | 0.00 | 0.00 | 0.00 | 0.00 | 0.0% |
| LCFF/Revenue Limit Transfers - Prior Years | | 8099 | 0.00 | 0.00 | 0.00 | 0.00 | 0.00 | 0.00 | 0.0% |
| TOTAL, LCFF SOURCES | | | 223,528,807.05 | 0.00 | 223,528,807.05 | 234,971,787.00 | 0.00 | 234,971,787.00 | 5.1% |
| FEDERAL REVENUE | | | | | | | | | |
| Maintenance and Operations | | 8110 | 0.00 | 0.00 | 0.00 | 0.00 | 0.00 | 0.00 | 0.0% |
| Special Education Entitlement | | 8181 | 0.00 | 4,751,758.00 | 4,751,758.00 | 0.00 | 5,166,287.00 | 5,166,287.00 | 8.7% |
| Special Education Discretionary Grants | | 8182 | 0.00 | 947,376.07 | 947,376.07 | 0.00 | 524,966.00 | 524,966.00 | -44.6% |
| Child Nutrition Programs | | 8220 | 0.00 | 0.00 | 0.00 | 0.00 | 0.00 | 0.00 | 0.0% |
| Donated Food Commodities | | 8221 | 0.00 | 0.00 | 0.00 | 0.00 | 0.00 | 0.00 | 0.0% |
| Forest Reserve Funds | | 8260 | 37,326.86 | 0.00 | 37,326.86 | 0.00 | 0.00 | 0.00 | -100.0% |
| Flood Control Funds | | 8270 | 0.00 | 0.00 | 0.00 | 0.00 | 0.00 | 0.00 | 0.0% |
| Wildlife Reserve Funds | | 8280 | 0.00 | 0.00 | 0.00 | 0.00 | 0.00 | 0.00 | 0.0% |
| FEMA | | 8281 | 0.00 | 0.00 | 0.00 | 0.00 | 0.00 | 0.00 | 0.0% |
| Interagency Contracts Between LEAs | | 8285 | 0.00 | 0.00 | 0.00 | 0.00 | 0.00 | 0.00 | 0.0% |
| Pass-Through Revenues from Federal Sources | | 8287 | 0.00 | 0.00 | 0.00 | 0.00 | 0.00 | 0.00 | 0.0% |
| Title I, Part A, Basic | 3010 | 8290 | | 6,069,362.08 | 6,069,362.08 | | 6,328,211.00 | 6,328,211.00 | 4.3% |
| Title I, Part D, Local Delinquent Programs | 3025 | 8290 | | 0.00 | 0.00 | | 0.00 | 0.00 | 0.0% |
| Title II, Part A, Educator Quality | 4035 | 8290 | | 831,704.09 | 831,704.09 | | 1,112,935.00 | 1,112,935.00 | 33.8% |
| Title III, Part A, Immigrant Education Program | 4201 | 8290 | | 0.00 | 0.00 | | 0.00 | 0.00 | 0.0% |

| Description | Resource Codes | Object Codes | 2017-18 Unaudited Actuals | | | 2018-19 Budget | | | % Diff Column C & F |
|--|--|--------------|---------------------------|----------------------|---------------------------|---------------------|----------------------|---------------------------|---------------------|
| | | | Unrestricted (A) | Restricted (B) | Total Fund col. A + B (C) | Unrestricted (D) | Restricted (E) | Total Fund col. D + E (F) | |
| Title III, Part A, English Learner | | | | | | | | | |
| Program | 4203 | 8290 | | 755,729.68 | 755,729.68 | | 762,797.00 | 762,797.00 | 0.9% |
| Public Charter Schools Grant Program (PCSGP) | 4610 | 8290 | | 0.00 | 0.00 | | 0.00 | 0.00 | 0.0% |
| | 3020, 3040, 3041, 3045, 3060, 3061, 3110, 3150, 3155, 3177, 3180, 3181, 3185, 4050, 4123, 4124, 4126, 4127, 5510, 5630 | 8290 | | 0.00 | 0.00 | | 0.00 | 0.00 | 0.0% |
| Other NCLB / Every Student Succeeds Act | | | | | | | | | |
| Career and Technical Education | 3500-3599 | 8290 | | 197,408.00 | 197,408.00 | | 197,408.00 | 197,408.00 | 0.0% |
| All Other Federal Revenue | All Other | 8290 | 138,500.79 | 141,683.92 | 280,184.71 | 29,078.00 | 18,958.00 | 48,036.00 | -82.9% |
| TOTAL. FEDERAL REVENUE | | | 175,827.65 | 13,695,021.84 | 13,870,849.49 | 29,078.00 | 14,111,562.00 | 14,140,640.00 | 1.9% |
| OTHER STATE REVENUE | | | | | | | | | |
| Other State Apportionments | | | | | | | | | |
| ROC/P Entitlement | | | | | | | | | |
| Prior Years | 6360 | 8319 | | 0.00 | 0.00 | | 0.00 | 0.00 | 0.0% |
| Special Education Master Plan | | | | | | | | | |
| Current Year | 6500 | 8311 | | 14,227,444.00 | 14,227,444.00 | | 14,329,519.00 | 14,329,519.00 | 0.7% |
| Prior Years | 6500 | 8319 | | 122,970.00 | 122,970.00 | | 0.00 | 0.00 | -100.0% |
| All Other State Apportionments - Current Year | All Other | 8311 | 0.00 | 0.00 | 0.00 | 0.00 | 0.00 | 0.00 | 0.0% |
| All Other State Apportionments - Prior Years | All Other | 8319 | 0.00 | 0.00 | 0.00 | 0.00 | 0.00 | 0.00 | 0.0% |
| Child Nutrition Programs | | | | | | | | | |
| Mandated Costs Reimbursements | | 8550 | 4,733,818.00 | 0.00 | 4,733,818.00 | 5,562,824.00 | 0.00 | 5,562,824.00 | 17.5% |
| Lottery - Unrestricted and Instructional Materials | | 8560 | 4,032,437.18 | 1,557,942.28 | 5,590,379.46 | 3,908,635.00 | 1,371,905.00 | 5,280,540.00 | -5.5% |
| Tax Relief Subventions | | | | | | | | | |
| Restricted Levies - Other | | | | | | | | | |
| Homeowners' Exemptions | | 8575 | 0.00 | 0.00 | 0.00 | 0.00 | 0.00 | 0.00 | 0.0% |
| Other Subventions/In-Lieu Taxes | | 8576 | 0.00 | 0.00 | 0.00 | 0.00 | 0.00 | 0.00 | 0.0% |
| Pass-Through Revenues from State Sources | | 8587 | 0.00 | 0.00 | 0.00 | 0.00 | 0.00 | 0.00 | 0.0% |
| After School Education and Safety (ASES) | 6010 | 8590 | | 1,582,828.06 | 1,582,828.06 | | 1,582,828.00 | 1,582,828.00 | 0.0% |
| Charter School Facility Grant | 6030 | 8590 | | 0.00 | 0.00 | | 0.00 | 0.00 | 0.0% |
| Drug/Alcohol/Tobacco Funds | 6650, 6690, 6695 | 8590 | | 0.00 | 0.00 | | 0.00 | 0.00 | 0.0% |
| California Clean Energy Jobs Act | 6230 | 8590 | | 0.00 | 0.00 | | 0.00 | 0.00 | 0.0% |
| Career Technical Education Incentive Grant Program | 6387 | 8590 | | 1,115,624.79 | 1,115,624.79 | | 738,225.00 | 738,225.00 | -33.8% |
| American Indian Early Childhood Education | 7210 | 8590 | | 0.00 | 0.00 | | 0.00 | 0.00 | 0.0% |
| Specialized Secondary | 7370 | 8590 | | 90,816.69 | 90,816.69 | | 0.00 | 0.00 | -100.0% |
| Quality Education Investment Act | 7400 | 8590 | | 0.00 | 0.00 | | 0.00 | 0.00 | 0.0% |
| Common Core State Standards Implementation | 7405 | 8590 | | 0.00 | 0.00 | | 0.00 | 0.00 | 0.0% |
| All Other State Revenue | All Other | 8590 | 94,167.74 | 12,967,265.19 | 13,061,432.93 | 94,104.00 | 13,689,177.00 | 13,783,281.00 | 5.5% |
| TOTAL. OTHER STATE REVENUE | | | 8,860,422.92 | 31,664,891.01 | 40,525,313.93 | 9,565,563.00 | 31,711,654.00 | 41,277,217.00 | 1.9% |

| Description | Resource Codes | Object Codes | 2017-18 Unaudited Actuals | | | 2018-19 Budget | | | % Diff Column C & F |
|--|----------------|--------------|---------------------------|----------------------|---------------------------|-----------------------|----------------------|---------------------------|---------------------|
| | | | Unrestricted (A) | Restricted (B) | Total Fund col. A + B (C) | Unrestricted (D) | Restricted (E) | Total Fund col. D + E (F) | |
| OTHER LOCAL REVENUE | | | | | | | | | |
| Other Local Revenue | | | | | | | | | |
| County and District Taxes | | | | | | | | | |
| Other Restricted Levies | | | | | | | | | |
| Secured Roll | | 8615 | 0.00 | 0.00 | 0.00 | 0.00 | 0.00 | 0.00 | 0.0% |
| Unsecured Roll | | 8616 | 0.00 | 0.00 | 0.00 | 0.00 | 0.00 | 0.00 | 0.0% |
| Prior Years' Taxes | | 8617 | 0.00 | 0.00 | 0.00 | 0.00 | 0.00 | 0.00 | 0.0% |
| Supplemental Taxes | | 8618 | 0.00 | 0.00 | 0.00 | 0.00 | 0.00 | 0.00 | 0.0% |
| Non-Ad Valorem Taxes | | | | | | | | | |
| Parcel Taxes | | 8621 | 0.00 | 0.00 | 0.00 | 0.00 | 0.00 | 0.00 | 0.0% |
| Other | | 8622 | 0.00 | 0.00 | 0.00 | 0.00 | 0.00 | 0.00 | 0.0% |
| Community Redevelopment Funds | | | | | | | | | |
| Not Subject to LCFF Deduction | | 8625 | 0.00 | 1,561,379.48 | 1,561,379.48 | 0.00 | 1,466,860.00 | 1,466,860.00 | -6.1% |
| Penalties and Interest from Delinquent Non-LCFF Taxes | | 8629 | 0.00 | 0.00 | 0.00 | 0.00 | 0.00 | 0.00 | 0.0% |
| Sales | | | | | | | | | |
| Sale of Equipment/Supplies | | 8631 | 5,543.45 | 0.00 | 5,543.45 | 10,000.00 | 0.00 | 10,000.00 | 80.4% |
| Sale of Publications | | 8632 | 0.00 | 0.00 | 0.00 | 0.00 | 0.00 | 0.00 | 0.0% |
| Food Service Sales | | 8634 | 0.00 | 0.00 | 0.00 | 0.00 | 0.00 | 0.00 | 0.0% |
| All Other Sales | | 8639 | 0.00 | 0.00 | 0.00 | 0.00 | 0.00 | 0.00 | 0.0% |
| Leases and Rentals | | 8650 | 553,865.37 | 0.00 | 553,865.37 | 525,000.00 | 0.00 | 525,000.00 | -5.2% |
| Interest | | 8660 | 1,151,040.81 | 5,254.50 | 1,156,295.31 | 750,000.00 | 0.00 | 750,000.00 | -35.1% |
| Net Increase (Decrease) in the Fair Value of Investments | | 8662 | 0.00 | 0.00 | 0.00 | 0.00 | 0.00 | 0.00 | 0.0% |
| Fees and Contracts | | | | | | | | | |
| Adult Education Fees | | 8671 | 0.00 | 0.00 | 0.00 | 0.00 | 0.00 | 0.00 | 0.0% |
| Non-Resident Students | | 8672 | 0.00 | 0.00 | 0.00 | 0.00 | 0.00 | 0.00 | 0.0% |
| Transportation Fees From Individuals | | 8675 | 132,831.47 | 0.00 | 132,831.47 | 135,000.00 | 0.00 | 135,000.00 | 1.6% |
| Interagency Services | | 8677 | 789,888.40 | 1,122,272.88 | 1,912,161.28 | 730,211.00 | 664,635.00 | 1,394,846.00 | -27.1% |
| Mitigation/Developer Fees | | 8681 | 0.00 | 0.00 | 0.00 | 0.00 | 0.00 | 0.00 | 0.0% |
| All Other Fees and Contracts | | 8689 | 0.00 | 0.00 | 0.00 | 0.00 | 0.00 | 0.00 | 0.0% |
| Other Local Revenue | | | | | | | | | |
| Plus: Misc Funds Non-LCFF (50%) Adjustment | | 8691 | 0.00 | 0.00 | 0.00 | 0.00 | 0.00 | 0.00 | 0.0% |
| Pass-Through Revenues From Local Sources | | 8697 | 0.00 | 0.00 | 0.00 | 0.00 | 0.00 | 0.00 | 0.0% |
| All Other Local Revenue | | 8699 | 1,874,222.46 | 102,892.98 | 1,977,115.44 | 1,426,166.00 | 0.00 | 1,426,166.00 | -27.9% |
| Tuition | | 8710 | 220,510.68 | 0.00 | 220,510.68 | 208,000.00 | 0.00 | 208,000.00 | -5.7% |
| All Other Transfers In | | 8781-8783 | 0.00 | 0.00 | 0.00 | 0.00 | 0.00 | 0.00 | 0.0% |
| Transfers of Apportionments | | | | | | | | | |
| Special Education SELPA Transfers | | | | | | | | | |
| From Districts or Charter Schools | 6500 | 8791 | | 0.00 | 0.00 | | 0.00 | 0.00 | 0.0% |
| From County Offices | 6500 | 8792 | | 0.00 | 0.00 | | 0.00 | 0.00 | 0.0% |
| From JPAs | 6500 | 8793 | | 0.00 | 0.00 | | 0.00 | 0.00 | 0.0% |
| ROC/P Transfers | | | | | | | | | |
| From Districts or Charter Schools | 6360 | 8791 | | 0.00 | 0.00 | | 0.00 | 0.00 | 0.0% |
| From County Offices | 6360 | 8792 | | 0.00 | 0.00 | | 0.00 | 0.00 | 0.0% |
| From JPAs | 6360 | 8793 | | 0.00 | 0.00 | | 0.00 | 0.00 | 0.0% |
| Other Transfers of Apportionments | | | | | | | | | |
| From Districts or Charter Schools | All Other | 8791 | 0.00 | 0.00 | 0.00 | 0.00 | 0.00 | 0.00 | 0.0% |
| From County Offices | All Other | 8792 | 0.00 | 0.00 | 0.00 | 0.00 | 0.00 | 0.00 | 0.0% |
| From JPAs | All Other | 8793 | 0.00 | 0.00 | 0.00 | 0.00 | 0.00 | 0.00 | 0.0% |
| All Other Transfers In from All Others | | 8799 | 0.00 | 0.00 | 0.00 | 0.00 | 0.00 | 0.00 | 0.0% |
| TOTAL, OTHER LOCAL REVENUE | | | 4,727,902.64 | 2,791,799.84 | 7,519,702.48 | 3,784,377.00 | 2,131,495.00 | 5,915,872.00 | -21.3% |
| TOTAL, REVENUES | | | 237,292,960.26 | 48,151,712.69 | 285,444,672.95 | 248,350,805.00 | 47,954,711.00 | 296,305,516.00 | 3.8% |

| Description | Resource Codes | Object Codes | 2017-18 Unaudited Actuals | | | 2018-19 Budget | | | % Diff Column C & F |
|---|----------------|--------------|---------------------------|----------------------|---------------------------|-----------------------|----------------------|---------------------------|---------------------|
| | | | Unrestricted (A) | Restricted (B) | Total Fund col. A + B (C) | Unrestricted (D) | Restricted (E) | Total Fund col. D + E (F) | |
| CERTIFICATED SALARIES | | | | | | | | | |
| Certificated Teachers' Salaries | | 1100 | 80,289,378.39 | 21,184,239.11 | 101,473,617.50 | 80,196,084.00 | 21,481,373.00 | 101,677,457.00 | 0.2% |
| Certificated Pupil Support Salaries | | 1200 | 8,188,419.50 | 570,880.82 | 8,759,300.32 | 8,959,743.00 | 0.00 | 8,959,743.00 | 2.3% |
| Certificated Supervisors' and Administrators' Salaries | | 1300 | 10,389,568.24 | 411,816.64 | 10,801,384.88 | 10,253,238.00 | 324,803.00 | 10,578,041.00 | -2.1% |
| Other Certificated Salaries | | 1900 | 3,467,403.76 | 2,482,768.39 | 5,950,172.15 | 3,379,682.00 | 2,260,645.00 | 5,640,327.00 | -5.2% |
| TOTAL, CERTIFICATED SALARIES | | | 102,334,769.89 | 24,649,704.96 | 126,984,474.85 | 102,788,747.00 | 24,066,821.00 | 126,855,568.00 | -0.1% |
| CLASSIFIED SALARIES | | | | | | | | | |
| Classified Instructional Salaries | | 2100 | 668,646.49 | 10,946,205.01 | 11,614,851.50 | 722,618.00 | 11,013,109.00 | 11,735,727.00 | 1.0% |
| Classified Support Salaries | | 2200 | 14,256,380.32 | 3,606,837.99 | 17,863,218.31 | 14,305,269.00 | 3,649,718.00 | 17,954,987.00 | 0.5% |
| Classified Supervisors' and Administrators' Salaries | | 2300 | 3,640,128.33 | 508,295.04 | 4,148,423.37 | 3,603,236.00 | 642,877.00 | 4,246,113.00 | 2.4% |
| Clerical, Technical and Office Salaries | | 2400 | 11,619,453.69 | 1,051,851.17 | 12,671,304.86 | 11,826,929.00 | 1,013,174.00 | 12,840,103.00 | 1.3% |
| Other Classified Salaries | | 2900 | 314,294.31 | 43,514.13 | 357,808.44 | 389,570.00 | 29,082.00 | 418,652.00 | 17.0% |
| TOTAL, CLASSIFIED SALARIES | | | 30,498,903.14 | 16,156,703.34 | 46,655,606.48 | 30,847,622.00 | 16,347,960.00 | 47,195,582.00 | 1.2% |
| EMPLOYEE BENEFITS | | | | | | | | | |
| STRS | | 3101-3102 | 14,305,775.23 | 14,474,525.42 | 28,780,300.65 | 16,731,873.00 | 15,730,767.00 | 32,462,640.00 | 12.8% |
| PERS | | 3201-3202 | 4,467,294.94 | 1,938,825.40 | 6,406,120.34 | 5,011,375.00 | 2,052,169.00 | 7,063,544.00 | 10.3% |
| OASDI/Medicare/Alternative | | 3301-3302 | 3,731,251.05 | 1,415,524.25 | 5,146,775.30 | 3,848,787.00 | 1,584,619.00 | 5,433,406.00 | 5.6% |
| Health and Welfare Benefits | | 3401-3402 | 20,038,872.43 | 5,908,265.17 | 25,947,137.60 | 20,021,580.00 | 6,036,797.00 | 26,058,377.00 | 0.4% |
| Unemployment Insurance | | 3501-3502 | 65,077.98 | 20,399.98 | 85,477.96 | 67,305.00 | 20,288.00 | 87,593.00 | 2.5% |
| Workers' Compensation | | 3601-3602 | 2,944,782.27 | 698,657.32 | 3,643,439.59 | 2,938,694.00 | 868,909.00 | 3,807,603.00 | 4.5% |
| OPEB, Allocated | | 3701-3702 | (300,634.48) | 799,660.06 | 499,025.58 | (595,591.00) | 790,021.00 | 194,430.00 | -61.0% |
| OPEB, Active Employees | | 3751-3752 | 0.00 | 0.00 | 0.00 | 0.00 | 0.00 | 0.00 | 0.0% |
| Other Employee Benefits | | 3901-3902 | 0.00 | 0.00 | 0.00 | 0.00 | 0.00 | 0.00 | 0.0% |
| TOTAL, EMPLOYEE BENEFITS | | | 45,252,419.42 | 25,255,857.60 | 70,508,277.02 | 48,024,023.00 | 27,083,570.00 | 75,107,593.00 | 6.5% |
| BOOKS AND SUPPLIES | | | | | | | | | |
| Approved Textbooks and Core Curricula Materials | | 4100 | 1,637,261.06 | 797,870.98 | 2,435,132.04 | 2,829,095.00 | 2,130,627.00 | 4,959,722.00 | 103.7% |
| Books and Other Reference Materials | | 4200 | 22,942.26 | 22,492.16 | 45,434.42 | 50,651.00 | 6,000.00 | 56,651.00 | 24.7% |
| Materials and Supplies | | 4300 | 3,519,611.91 | 2,881,670.67 | 6,401,282.58 | 3,947,179.00 | 3,381,417.00 | 7,328,596.00 | 14.5% |
| Noncapitalized Equipment | | 4400 | 403,479.28 | 1,491,656.52 | 1,895,135.80 | 1,498,978.00 | 558,132.00 | 2,057,110.00 | 8.5% |
| Food | | 4700 | 0.00 | 0.00 | 0.00 | 0.00 | 0.00 | 0.00 | 0.0% |
| TOTAL, BOOKS AND SUPPLIES | | | 5,583,294.51 | 5,193,690.33 | 10,776,984.84 | 8,325,903.00 | 6,076,176.00 | 14,402,079.00 | 33.6% |
| SERVICES AND OTHER OPERATING EXPENDITURES | | | | | | | | | |
| Subagreements for Services | | 5100 | 0.00 | 6,469,329.38 | 6,469,329.38 | 25,000.00 | 7,735,477.00 | 7,760,477.00 | 20.0% |
| Travel and Conferences | | 5200 | 362,723.09 | 312,882.00 | 675,605.09 | 468,299.00 | 252,902.00 | 721,201.00 | 6.7% |
| Dues and Memberships | | 5300 | 80,744.45 | 640.00 | 81,384.45 | 85,250.00 | 3,000.00 | 88,250.00 | 8.4% |
| Insurance | | 5400 - 5450 | 1,959,791.00 | 0.00 | 1,959,791.00 | 2,305,000.00 | 0.00 | 2,305,000.00 | 17.6% |
| Operations and Housekeeping Services | | 5500 | 4,765,362.30 | 0.00 | 4,765,362.30 | 4,805,769.00 | 0.00 | 4,805,769.00 | 0.8% |
| Rentals, Leases, Repairs, and Noncapitalized Improvements | | 5600 | 1,120,257.53 | 649,384.86 | 1,769,642.39 | 2,112,043.00 | 1,495,765.00 | 3,607,808.00 | 103.9% |
| Transfers of Direct Costs | | 5710 | (498,444.50) | 498,444.50 | 0.00 | (445,598.00) | 445,598.00 | 0.00 | 0.0% |
| Transfers of Direct Costs - Interfund | | 5750 | (806,136.20) | (16,905.02) | (823,041.22) | (869,664.00) | (14,900.00) | (884,564.00) | 7.5% |
| Professional/Consulting Services and Operating Expenditures | | 5800 | 4,214,281.48 | 2,278,120.61 | 6,492,402.09 | 5,112,039.00 | 2,187,294.00 | 7,299,333.00 | 12.4% |
| Communications | | 5900 | 2,031,205.32 | 21,048.91 | 2,052,254.23 | 2,307,825.00 | 15,000.00 | 2,322,825.00 | 13.2% |
| TOTAL, SERVICES AND OTHER OPERATING EXPENDITURES | | | 13,229,784.47 | 10,212,945.24 | 23,442,729.71 | 15,905,963.00 | 12,120,136.00 | 28,026,099.00 | 19.6% |

| Description | Resource Codes | Object Codes | 2017-18 Unaudited Actuals | | | 2018-19 Budget | | | % Diff Column C & F |
|---|----------------|--------------|---------------------------|----------------------|---------------------------|-----------------------|----------------------|---------------------------|---------------------|
| | | | Unrestricted (A) | Restricted (B) | Total Fund col. A + B (C) | Unrestricted (D) | Restricted (E) | Total Fund col. D + E (F) | |
| CAPITAL OUTLAY | | | | | | | | | |
| Land | | 6100 | 0.00 | 0.00 | 0.00 | 0.00 | 0.00 | 0.00 | 0.0% |
| Land Improvements | | 6170 | 0.00 | 0.00 | 0.00 | 0.00 | 0.00 | 0.00 | 0.0% |
| Buildings and Improvements of Buildings | | 6200 | 0.00 | 0.00 | 0.00 | 0.00 | 0.00 | 0.00 | 0.0% |
| Books and Media for New School Libraries or Major Expansion of School Libraries | | 6300 | 0.00 | 0.00 | 0.00 | 0.00 | 0.00 | 0.00 | 0.0% |
| Equipment | | 6400 | 111,039.40 | 0.00 | 111,039.40 | 1,146,500.00 | 0.00 | 1,146,500.00 | 932.5% |
| Equipment Replacement | | 6500 | 0.00 | 0.00 | 0.00 | 0.00 | 0.00 | 0.00 | 0.0% |
| TOTAL, CAPITAL OUTLAY | | | 111,039.40 | 0.00 | 111,039.40 | 1,146,500.00 | 0.00 | 1,146,500.00 | 932.5% |
| OTHER OUTGO (excluding Transfers of Indirect Costs) | | | | | | | | | |
| Tuition | | | | | | | | | |
| Tuition for Instruction Under Interdistrict Attendance Agreements | | 7110 | 0.00 | 0.00 | 0.00 | 0.00 | 0.00 | 0.00 | 0.0% |
| State Special Schools | | 7130 | 0.00 | 16,740.00 | 16,740.00 | 0.00 | 17,250.00 | 17,250.00 | 3.0% |
| Tuition, Excess Costs, and/or Deficit Payments Payments to Districts or Charter Schools | | 7141 | 0.00 | 172,036.56 | 172,036.56 | 0.00 | 146,500.00 | 146,500.00 | -14.8% |
| Payments to County Offices | | 7142 | 1,375,936.78 | 712,552.40 | 2,088,489.18 | 1,487,969.00 | 732,000.00 | 2,219,969.00 | 6.3% |
| Payments to JPAs | | 7143 | 0.00 | 0.00 | 0.00 | 0.00 | 0.00 | 0.00 | 0.0% |
| Transfers of Pass-Through Revenues To Districts or Charter Schools | | 7211 | 0.00 | 0.00 | 0.00 | 0.00 | 0.00 | 0.00 | 0.0% |
| To County Offices | | 7212 | 0.00 | 0.00 | 0.00 | 0.00 | 0.00 | 0.00 | 0.0% |
| To JPAs | | 7213 | 0.00 | 0.00 | 0.00 | 0.00 | 0.00 | 0.00 | 0.0% |
| Special Education SELPA Transfers of Apportionments To Districts or Charter Schools | 6500 | 7221 | | 0.00 | 0.00 | | 0.00 | 0.00 | 0.0% |
| To County Offices | 6500 | 7222 | | 0.00 | 0.00 | | 0.00 | 0.00 | 0.0% |
| To JPAs | 6500 | 7223 | | 0.00 | 0.00 | | 0.00 | 0.00 | 0.0% |
| ROC/P Transfers of Apportionments To Districts or Charter Schools | 6360 | 7221 | | 0.00 | 0.00 | | 0.00 | 0.00 | 0.0% |
| To County Offices | 6360 | 7222 | | 0.00 | 0.00 | | 0.00 | 0.00 | 0.0% |
| To JPAs | 6360 | 7223 | | 0.00 | 0.00 | | 0.00 | 0.00 | 0.0% |
| Other Transfers of Apportionments All Other | All Other | 7221-7223 | 0.00 | 0.00 | 0.00 | 0.00 | 0.00 | 0.00 | 0.0% |
| All Other Transfers | | 7281-7283 | 0.00 | 0.00 | 0.00 | 0.00 | 0.00 | 0.00 | 0.0% |
| All Other Transfers Out to All Others | | 7299 | 970.00 | 121,108.00 | 122,078.00 | 970.00 | 121,108.00 | 122,078.00 | 0.0% |
| Debt Service | | | | | | | | | |
| Debt Service - Interest | | 7438 | 2,205,623.68 | 454.31 | 2,206,077.99 | 2,431,628.00 | 33.00 | 2,431,661.00 | 10.2% |
| Other Debt Service - Principal | | 7439 | 2,965,381.22 | 41,397.83 | 3,006,779.05 | 2,648,424.00 | 10,432.00 | 2,658,856.00 | -11.6% |
| TOTAL, OTHER OUTGO (excluding Transfers of Indirect Costs) | | | 6,547,911.68 | 1,064,289.10 | 7,612,200.78 | 6,568,991.00 | 1,027,323.00 | 7,596,314.00 | -0.2% |
| OTHER OUTGO - TRANSFERS OF INDIRECT COSTS | | | | | | | | | |
| Transfers of Indirect Costs | | 7310 | (2,411,085.52) | 2,411,085.52 | 0.00 | (2,157,027.00) | 2,157,027.00 | 0.00 | 0.0% |
| Transfers of Indirect Costs - Interfund | | 7350 | (490,608.63) | 0.00 | (490,608.63) | (545,937.00) | 0.00 | (545,937.00) | 11.3% |
| TOTAL, OTHER OUTGO - TRANSFERS OF INDIRECT COSTS | | | (2,901,694.15) | 2,411,085.52 | (490,608.63) | (2,702,964.00) | 2,157,027.00 | (545,937.00) | 11.3% |
| TOTAL EXPENDITURES | | | 200,656,428.36 | 84,944,276.09 | 285,600,704.45 | 210,904,785.00 | 88,879,013.00 | 299,783,798.00 | 5.0% |

| Description | Resource Codes | Object Codes | 2017-18 Unaudited Actuals | | | 2018-19 Budget | | | % Diff Column C & F |
|--|----------------|--------------|---------------------------|----------------------|---------------------------|------------------------|----------------------|---------------------------|---------------------|
| | | | Unrestricted (A) | Restricted (B) | Total Fund col. A + B (C) | Unrestricted (D) | Restricted (E) | Total Fund col. D + E (F) | |
| INTERFUND TRANSFERS | | | | | | | | | |
| INTERFUND TRANSFERS IN | | | | | | | | | |
| From: Special Reserve Fund | | 8912 | 0.00 | 0.00 | 0.00 | 0.00 | 0.00 | 0.00 | 0.0% |
| From: Bond Interest and Redemption Fund | | 8914 | 0.00 | 0.00 | 0.00 | 0.00 | 0.00 | 0.00 | 0.0% |
| Other Authorized Interfund Transfers In | | 8919 | 0.00 | 0.00 | 0.00 | 0.00 | 0.00 | 0.00 | 0.0% |
| (a) TOTAL, INTERFUND TRANSFERS IN | | | 0.00 | 0.00 | 0.00 | 0.00 | 0.00 | 0.00 | 0.0% |
| INTERFUND TRANSFERS OUT | | | | | | | | | |
| To: Child Development Fund | | 7611 | 0.00 | 0.00 | 0.00 | 0.00 | 0.00 | 0.00 | 0.0% |
| To: Special Reserve Fund | | 7612 | 3,725,687.00 | 0.00 | 3,725,687.00 | 0.00 | 0.00 | 0.00 | -100.0% |
| To: State School Building Fund/ County School Facilities Fund | | 7613 | 0.00 | 0.00 | 0.00 | 0.00 | 0.00 | 0.00 | 0.0% |
| To: Cafeteria Fund | | 7616 | 53,362.50 | 0.00 | 53,362.50 | 50,000.00 | 0.00 | 50,000.00 | -6.3% |
| Other Authorized Interfund Transfers Out | | 7619 | 393.05 | 14,134.79 | 14,527.84 | 400.00 | 0.00 | 400.00 | -97.2% |
| (b) TOTAL, INTERFUND TRANSFERS OUT | | | 3,779,442.55 | 14,134.79 | 3,793,577.34 | 50,400.00 | 0.00 | 50,400.00 | -98.7% |
| OTHER SOURCES/USES | | | | | | | | | |
| SOURCES | | | | | | | | | |
| State Apportionments | | | | | | | | | |
| Emergency Apportionments | | 8931 | 0.00 | 0.00 | 0.00 | 0.00 | 0.00 | 0.00 | 0.0% |
| Proceeds | | | | | | | | | |
| Proceeds from Sale/Lease-Purchase of Land/Buildings | | 8953 | 0.00 | 0.00 | 0.00 | 0.00 | 0.00 | 0.00 | 0.0% |
| Other Sources | | | | | | | | | |
| Transfers from Funds of Lapsed/Reorganized LEAs | | 8965 | 0.00 | 0.00 | 0.00 | 0.00 | 0.00 | 0.00 | 0.0% |
| Long-Term Debt Proceeds | | | | | | | | | |
| Proceeds from Certificates of Participation | | 8971 | 0.00 | 0.00 | 0.00 | 0.00 | 0.00 | 0.00 | 0.0% |
| Proceeds from Capital Leases | | 8972 | 0.00 | 0.00 | 0.00 | 0.00 | 0.00 | 0.00 | 0.0% |
| Proceeds from Lease Revenue Bonds | | 8973 | 0.00 | 0.00 | 0.00 | 0.00 | 0.00 | 0.00 | 0.0% |
| All Other Financing Sources | | 8979 | 0.00 | 0.00 | 0.00 | 0.00 | 0.00 | 0.00 | 0.0% |
| (c) TOTAL, SOURCES | | | 0.00 | 0.00 | 0.00 | 0.00 | 0.00 | 0.00 | 0.0% |
| USES | | | | | | | | | |
| Transfers of Funds from Lapsed/Reorganized LEAs | | 7651 | 0.00 | 0.00 | 0.00 | 0.00 | 0.00 | 0.00 | 0.0% |
| All Other Financing Uses | | 7699 | 0.00 | 0.00 | 0.00 | 0.00 | 0.00 | 0.00 | 0.0% |
| (d) TOTAL, USES | | | 0.00 | 0.00 | 0.00 | 0.00 | 0.00 | 0.00 | 0.0% |
| CONTRIBUTIONS | | | | | | | | | |
| Contributions from Unrestricted Revenues | | 8980 | 36,822,693.19 | 36,822,693.19 | 0.00 | 39,480,337.00 | 39,480,337.00 | 0.00 | 0.0% |
| Contributions from Restricted Revenues | | 8990 | 0.00 | 0.00 | 0.00 | 0.00 | 0.00 | 0.00 | 0.0% |
| (e) TOTAL, CONTRIBUTIONS | | | (36,822,693.19) | 36,822,693.19 | 0.00 | (39,480,337.00) | 39,480,337.00 | 0.00 | 0.0% |
| TOTAL, OTHER FINANCING SOURCES/USES (a - b + c - d + e) | | | (40,602,135.74) | 36,808,558.40 | (3,793,577.34) | (39,530,737.00) | 39,480,337.00 | (50,400.00) | -98.7% |

| Description | Function Codes | Object Codes | 2017-18 Unaudited Actuals | | | 2018-19 Budget | | | % Diff Column C & F |
|--|----------------|------------------|---------------------------|-----------------|---------------------------|------------------|-----------------|---------------------------|---------------------|
| | | | Unrestricted (A) | Restricted (B) | Total Fund col. A + B (C) | Unrestricted (D) | Restricted (E) | Total Fund col. D + E (F) | |
| A. REVENUES | | | | | | | | | |
| 1) LCFF Sources | | 8010-8099 | 223,528,807.05 | 0.00 | 223,528,807.05 | 234,971,787.00 | 0.00 | 234,971,787.00 | 5.1% |
| 2) Federal Revenue | | 8100-8299 | 175,827.65 | 13,695,021.84 | 13,870,849.49 | 29,078.00 | 14,111,562.00 | 14,140,640.00 | 1.9% |
| 3) Other State Revenue | | 8300-8599 | 8,860,422.92 | 31,664,891.01 | 40,525,313.93 | 9,565,563.00 | 31,711,654.00 | 41,277,217.00 | 1.9% |
| 4) Other Local Revenue | | 8600-8799 | 4,727,902.64 | 2,791,799.84 | 7,519,702.48 | 3,784,377.00 | 2,131,495.00 | 5,915,872.00 | -21.3% |
| 5) TOTAL, REVENUES | | | 237,292,960.26 | 48,151,712.69 | 285,444,672.95 | 248,350,805.00 | 47,954,711.00 | 296,305,516.00 | 3.8% |
| B. EXPENDITURES (Objects 1000-7999) | | | | | | | | | |
| 1) Instruction | 1000-1999 | | 109,525,954.97 | 64,320,384.61 | 173,846,339.58 | 111,472,153.00 | 66,646,613.00 | 178,118,766.00 | 2.5% |
| 2) Instruction - Related Services | 2000-2999 | | 36,691,932.06 | 6,458,185.65 | 43,150,117.71 | 39,295,751.00 | 7,715,946.00 | 47,011,697.00 | 8.9% |
| 3) Pupil Services | 3000-3999 | | 21,067,265.68 | 4,085,813.71 | 25,153,079.39 | 24,170,110.00 | 4,064,080.00 | 28,234,190.00 | 12.2% |
| 4) Ancillary Services | 4000-4999 | | 2,203,899.55 | 79,084.00 | 2,282,983.56 | 2,198,598.00 | 51,848.00 | 2,250,446.00 | -1.4% |
| 5) Community Services | 5000-5999 | | 163,674.32 | 0.00 | 163,674.32 | 136,433.00 | 0.00 | 136,433.00 | -16.6% |
| 6) Enterprise | 6000-6999 | | 0.00 | 0.00 | 0.00 | 0.00 | 0.00 | 0.00 | 0.0% |
| 7) General Administration | 7000-7999 | | 7,781,600.70 | 2,475,144.52 | 10,256,745.22 | 9,479,151.00 | 2,222,798.00 | 11,701,949.00 | 14.1% |
| 8) Plant Services | 8000-8999 | | 16,674,189.39 | 6,461,374.50 | 23,135,563.89 | 17,583,598.00 | 7,150,405.00 | 24,734,003.00 | 6.9% |
| 9) Other Outgo | 9000-9999 | Except 7600-7699 | 6,547,911.68 | 1,064,289.10 | 7,612,200.78 | 6,568,991.00 | 1,027,323.00 | 7,596,314.00 | -0.2% |
| 10) TOTAL, EXPENDITURES | | | 200,656,428.36 | 84,944,276.09 | 285,600,704.45 | 210,904,785.00 | 88,879,013.00 | 299,783,798.00 | 5.0% |
| C. EXCESS (DEFICIENCY) OF REVENUES OVER EXPENDITURES BEFORE OTHER FINANCING SOURCES AND USES (A5 - B10) | | | 36,636,531.90 | (36,792,563.40) | 156,031.50 | 37,446,020.00 | (40,924,302.00) | (3,478,282.00) | 2129.2% |
| D. OTHER FINANCING SOURCES/USES | | | | | | | | | |
| 1) Interfund Transfers | | | | | | | | | |
| a) Transfers In | | 8900-8929 | 0.00 | 0.00 | 0.00 | 0.00 | 0.00 | 0.00 | 0.0% |
| b) Transfers Out | | 7600-7629 | 3,779,442.55 | 14,134.79 | 3,793,577.34 | 50,400.00 | 0.00 | 50,400.00 | -98.7% |
| 2) Other Sources/Uses | | | | | | | | | |
| a) Sources | | 8930-8979 | 0.00 | 0.00 | 0.00 | 0.00 | 0.00 | 0.00 | 0.0% |
| b) Uses | | 7630-7699 | 0.00 | 0.00 | 0.00 | 0.00 | 0.00 | 0.00 | 0.0% |
| 3) Contributions | | 8980-8989 | (36,822,693.19) | 36,822,693.19 | 0.00 | (39,480,337.00) | 39,480,337.00 | 0.00 | 0.0% |
| 4) TOTAL, OTHER FINANCING SOURCES/USES | | | (40,602,135.74) | 36,808,558.40 | (3,793,577.34) | (39,530,737.00) | 39,480,337.00 | (50,400.00) | -98.7% |

| Description | Function Codes | Object Codes | 2017-18 Unaudited Actuals | | | 2018-19 Budget | | | % Diff Column C & F |
|--|----------------|--------------|---------------------------|----------------|---------------------------|------------------|----------------|---------------------------|---------------------|
| | | | Unrestricted (A) | Restricted (B) | Total Fund col. A + B (C) | Unrestricted (D) | Restricted (E) | Total Fund col. D + E (F) | |
| E. NET INCREASE (DECREASE) IN FUND BALANCE (C + D4) | | | (3,965,603.84) | 15,995.00 | (3,949,608.84) | (2,084,717.00) | (1,443,965.00) | (3,528,682.00) | -10.7% |
| F. FUND BALANCE, RESERVES | | | | | | | | | |
| 1) Beginning Fund Balance | | | | | | | | | |
| a) As of July 1 - Unaudited | | 9791 | 61,537,599.65 | 1,427,970.00 | 62,965,569.65 | 57,571,995.81 | 1,443,965.00 | 59,015,960.81 | -6.3% |
| b) Audit Adjustments | | 9793 | 0.00 | 0.00 | 0.00 | 0.00 | 0.00 | 0.00 | 0.0% |
| c) As of July 1 - Audited (F1a + F1b) | | | 61,537,599.65 | 1,427,970.00 | 62,965,569.65 | 57,571,995.81 | 1,443,965.00 | 59,015,960.81 | -6.3% |
| d) Other Restatements | | 9795 | 0.00 | 0.00 | 0.00 | 0.00 | 0.00 | 0.00 | 0.0% |
| e) Adjusted Beginning Balance (F1c + F1d) | | | 61,537,599.65 | 1,427,970.00 | 62,965,569.65 | 57,571,995.81 | 1,443,965.00 | 59,015,960.81 | -6.3% |
| 2) Ending Balance, June 30 (E + F1e) | | | 57,571,995.81 | 1,443,965.00 | 59,015,960.81 | 55,487,278.81 | 0.00 | 55,487,278.81 | -6.0% |
| Components of Ending Fund Balance | | | | | | | | | |
| a) Nonspendable | | | | | | | | | |
| Revolving Cash | | 9711 | 100,000.00 | 0.00 | 100,000.00 | 100,000.00 | 0.00 | 100,000.00 | 0.0% |
| Stores | | 9712 | 90,271.31 | 0.00 | 90,271.31 | 150,000.00 | 0.00 | 150,000.00 | 66.2% |
| Prepaid Items | | 9713 | 1,658,259.89 | 0.00 | 1,658,259.89 | 0.00 | 0.00 | 0.00 | -100.0% |
| All Others | | 9719 | 0.00 | 0.00 | 0.00 | 0.00 | 0.00 | 0.00 | 0.0% |
| b) Restricted | | | | | | | | | |
| | | 9740 | 0.00 | 1,443,965.00 | 1,443,965.00 | 0.00 | 0.41 | 0.41 | -100.0% |
| c) Committed | | | | | | | | | |
| Stabilization Arrangements | | 9750 | 0.00 | 0.00 | 0.00 | 0.00 | 0.00 | 0.00 | 0.0% |
| Other Commitments (by Resource/Object) | | 9760 | 0.00 | 0.00 | 0.00 | 0.00 | 0.00 | 0.00 | 0.0% |
| d) Assigned | | | | | | | | | |
| Other Assignments (by Resource/Object) | | | | | | | | | |
| Non-Resident Tuition | 0000 | 9780 | 84,295.00 | | 84,295.00 | | | | |
| School Site Carryover | 0000 | 9780 | 182,101.00 | | 182,101.00 | | | | |
| School Site/Department Donations | 0000 | 9780 | 1,048,535.00 | | 1,048,535.00 | | | | |
| Credential Support Contracts | 0000 | 9780 | 44,057.00 | | 44,057.00 | | | | |
| MediCal Administration Activities | 0000 | 9780 | 73,082.00 | | 73,082.00 | | | | |
| FY19-FY21 STRS/PERS Increases | 0000 | 9780 | 9,433,879.00 | | 9,433,879.00 | | | | |
| School Site Lottery | 1100 | 9780 | 127,917.00 | | 127,917.00 | | | | |
| Non-Resident Tuition | 0000 | 9780 | | | | 84,295.00 | | 84,295.00 | |
| FY20-FY22 STRS/PERS Increases | 0000 | 9780 | | | | 6,506,776.00 | | 6,506,776.00 | |
| One-Time Mandated Cost per ADA | 0000 | 9780 | | | | 4,549,343.00 | | 4,549,343.00 | |
| e) Unassigned/Unappropriated | | | | | | | | | |
| Reserve for Economic Uncertainties | | 9789 | 8,681,829.00 | 0.00 | 8,681,829.00 | 8,995,026.00 | 0.00 | 8,995,026.00 | 3.6% |
| Unassigned/Unappropriated Amount | | 9790 | 36,047,769.61 | 0.00 | 36,047,769.61 | 35,101,838.81 | (0.41) | 35,101,838.40 | -2.6% |

| <u>Resource</u> | <u>Description</u> | <u>2017-18 Unaudited Actuals</u> | <u>2018-19 Budget</u> |
|---------------------------|------------------------------------|--------------------------------------|---------------------------|
| 5640 | Medi-Cal Billing Option | 250,477.34 | 0.34 |
| 6300 | Lottery: Instructional Materials | 758,721.95 | 0.00 |
| 6512 | Special Ed: Mental Health Services | 11,859.07 | 0.07 |
| 9010 | Other Restricted Local | 422,906.64 | 0.00 |
| Total, Restricted Balance | | <u>1,443,965.00</u> | <u>0.41</u> |

**RESOLUTION NO. 07-18-19
2017-2018**

Resolution 07-18-19 appropriates excess funds and authorizes expenditure classification transfers as listed below, pursuant to California Education Code Section 42610, for the 2017-2018 fiscal year.

01 GENERAL FUND

| Revenue Increases (8000's) | | Revenue Decreases (8000's) | |
|--|--------------|--|--------------|
| Expenditure Decreases (1000-7000's)/Transfers From Ending Balance (9700) | | Expenditure Increases (1000-7000's)/Transfers To Ending Balance (9700) | |
| 8019 State Aid - Prior Years | 484 | 8011 Local Control Funding Formula State Aid | 5,045,194 |
| 8022 Timber Yield Tax | 6 | 8012 Education Protection Account State Aid | 5,014 |
| 8042 Unsecured Roll Taxes | 305,774 | 8041 Secured Roll Taxes | 750,651 |
| 8043 Prior Years' Taxes | 5,349 | 8091 Unrestricted LCFF Transfers | 33,006 |
| 8044 Supplemental Taxes | 494,758 | 8181 Special Education Entitlements | 63,068 |
| 8045 Education Revenue Augmentation (ERAF) | 2,809,669 | 8590 Other State Revenue: | 9,357 |
| 8047 Community Redevelopment | 1,642,879 | Sp Ed Infant Discretionary | 3,622 |
| 8096 In Lieu Transfers to Charter Schools | 93,840 | Career Tech Ed Incentive | 11 |
| 8182 Special Education Federal Grants | 174,233 | Sp Ed Mental Health | (8,920) |
| Preschool Local | 169,072 | State Testing | (3,775) |
| Preschool Federal | 5,516 | CAL ALT Performance Assessment | (295) |
| Preschool Staff Development | (354) | 1300 Certificated Supervisors' and Administrators' Salaries | 16,459 |
| Alternative Dispute Resolutions | (1) | 2200 Classified Support Salaries | 322,180 |
| 8260 Forest Reserve | 18,835 | 2900 Other Classified Salaries | 4,633 |
| 8290 Other Federal Revenue: | 327,330 | 3200 PERS | 3,921 |
| Medi-Cal Billing Options | 125,432 | 4200 Books and Other Reference Materials | 4,365 |
| Medi-Cal Admin Activities | 87,553 | 4400 Noncapitalized Equipment | 437,405 |
| Title I | 82,286 | 5100 Subagreements for Services | 997,483 |
| Vocational Education-Carl Perkins | 16,514 | 5500 Operations and Housekeeping Services | 250,000 |
| Title II, Teacher Quality | 15,545 | 5750 Transfers of Direct Costs-Interfund | 7,456 |
| 8311 Current Year State Apportionments | 4,684 | 5800 Professional/Consulting and Operating | 602,114 |
| 8319 Other State Apportionment | 122,970 | 5900 Communications | 25,720 |
| 8560 State Lottery | 265,249 | 7130 Tuition | 11,740 |
| 8625 Community Redevelopment Funds | 82,767 | 7142 Payments to County Offices | 38,470 |
| 8677 Interagency Revenues: | 28,652 | 7350 Transfers of Indirect Costs-Interfund | 94,665 |
| MultiTiered System of Support | 25,000 | 7438 Debt Service - Interest | 125,791 |
| OC Friday Night Live Partnership | 2,900 | 7616 Transfers to Cafeteria Fund | 53,363 |
| Credentialing Support Services | 750 | 9713 Prepaid Items | 1,658,259.89 |
| CTEIG Consortium | 2 | 9780 Other Assignments | 1,604,095 |
| 8699 Other Local Revenue: | 33,250 | | |
| Credential Support Contracts | 33,250 | | |
| 1100 Certificated Teachers' Salaries | 488,493 | | |
| 1200 Certificated Pupil Support Salaries | 462,342 | | |
| 1900 Other Certificated Salaries | 69,429 | | |
| 2100 Classified Instructional Salaries | 645,705 | | |
| 2300 Classified Supervisors' and Administrators' Salaries | 62,393 | | |
| 2400 Clerical, Technical and Office Salaries | 250,054 | | |
| 3100 STRS | 145,571 | | |
| 3300 OASDI/Medicare/Alternative | 65,636 | | |
| 3400 Health and Welfare Benefits | 80,497 | | |
| 3500 State Unemployment Insurance | 832 | | |
| 3600 Workers' Compensation | 36,452 | | |
| 3700 Other Post Employment Benefits | 181,520 | | |
| 4100 Textbooks | 33,449 | | |
| 4300 Materials and Supplies | 101,471 | | |
| 5200 Travel and Conferences | 44,999 | | |
| 5300 Dues and Memberships | 7,153 | | |
| 5600 Rentals, Leases, Repairs | 107,131 | | |
| 9712 Nonspendable Reserve-Stores | 59,728.69 | | |
| 9789 Reserve for Economic Uncertainties | 256,912 | | |
| 9790 Unassigned/Unappropriated | 2,653,913.20 | | |

**RESOLUTION NO. 07-18-19
2017-2018**

Resolution 07-18-19 appropriates excess funds and authorizes expenditure classification transfers as listed below, pursuant to California Education Code Section 42610, for the 2017-2018 fiscal year.

09 CHARTER SCHOOLS SPECIAL REVENUE FUND

| Revenue Increases (8000's) | | Revenue Decreases (8000's) | |
|--|---------|--|---------|
| Expenditure Decreases (1000-7000's)/Transfers From Ending Balance (9700) | | Expenditure Increases (1000-7000's)/Transfers To Ending Balance (9700) | |
| 8019 State Aid-Prior Years | 47 | 8011 Local Control Funding Formula State Aid | 148,419 |
| 8096 In Lieu Transfers to Charter Schools | 126,045 | 8012 Education Protection Account State Aid | 584 |
| 8181 Special Education | 8,367 | 8650 Leases and Rentals | 93,000 |
| 8560 State Lottery | 27,807 | 8675 Transportation Fees | 3,600 |
| 8590 Other State | 25,706 | 1100 Certificated Teachers' Salaries | 104,119 |
| 8660 Interest | 19,700 | 1200 Certificated Pupil Support Salaries | 3,353 |
| 8792 Transfers from County Offices | 4,098 | 2100 Classified Instructional Salaries | 5,761 |
| 2200 Classified Support Salaries | 38,079 | 3100 STRS | 13,530 |
| 2300 Classified Supervisors' and Administrators' Salaries | 10,205 | 3400 Health and Welfare Benefits | 32,755 |
| 3200 PERS | 6,031 | 5100 Subagreements for Services | 40,870 |
| 3300 OASDI/Medicare/Alternative | 2,245 | 5400 Insurance | 4,500 |
| 3500 State Unemployment Insurance | 17 | 5600 Rentals, Leases, Repairs | 40,117 |
| 3600 Workers' Compensation | 583 | 5800 Professional/Consulting and Operating | 67,977 |
| 3700 Other Post Employment Benefits | 3,113 | 7141 Payments to Districts/Charter School | 78,049 |
| 4100 Textbooks | 117,575 | 7310 Indirect Costs | 483 |
| 4300 Materials and Supplies | 41,713 | 7619 Other Interfund Transfers | 474 |
| 4400 Noncapitalized Equipment | 1,250 | | |
| 5750 Transfers of Direct Costs-Interfund | 11,525 | | |
| 6200 Buildings and Improvements of Buildings | 511 | | |
| 7438 Debt Service - Interest | 149,974 | | |
| 9780 Other Assignments | 43,000 | | |

11 ADULT EDUCATION FUND

| Revenue Increases (8000's) | | Revenue Decreases (8000's) | |
|--|-----|--|-----|
| Expenditure Decreases (1000-7000's)/Transfers From Ending Balance (9700) | | Expenditure Increases (1000-7000's)/Transfers To Ending Balance (9700) | |
| 1100 Certificated Teachers' Salaries | 767 | 2400 Clerical, Technical and Office Salaries | 644 |
| 3100 STRS | 95 | 3200 PERS | 82 |
| 3600 Workers' Compensation | 2 | 3300 OASDI/Medicare/Alternative | 32 |
| 3700 Other Post Employment Benefits | 3 | 3400 Health and Welfare Benefits | 195 |
| 4300 Materials and Supplies | 7 | | |
| 7350 Transfers of Indirect Costs-Interfund | 79 | | |

12 CHILD DEVELOPMENT FUND

| Revenue Increases (8000's) | | Revenue Decreases (8000's) | |
|--|--------|--|--------|
| Expenditure Decreases (1000-7000's)/Transfers From Ending Balance (9700) | | Expenditure Increases (1000-7000's)/Transfers To Ending Balance (9700) | |
| 2100 Classified Instructional Salaries | 8,980 | 4400 Noncapitalized Equipment | 1,364 |
| 3300 OASDI/Medicare/Alternative | 687 | 5600 Rentals, Leases, Repairs | 700 |
| 3500 State Unemployment Insurance | 4 | 5750 Transfers of Direct Costs-Interfund | 6,825 |
| 3600 Workers' Compensation | 198 | 5800 Professional/Consulting and Operating | 10,176 |
| 3700 Other Post Employment Benefits | 224 | 5900 Communications | 1,400 |
| 4300 Materials and Supplies | 2,604 | 9740 Restricted Ending Fund Balance | 28,411 |
| 5200 Travel and Conferences | 7,768 | | |
| 7350 Transfers of Indirect Costs-Interfund | 28,411 | | |

**RESOLUTION NO. 07-18-19
2017-2018**

Resolution 07-18-19 appropriates excess funds and authorizes expenditure classification transfers as listed below, pursuant to California Education Code Section 42610, for the 2017-2018 fiscal year.

13 CAFETERIA FUND

| Revenue Increases (8000's) | | Revenue Decreases (8000's) | |
|--|---------|--|---------|
| Expenditure Decreases (1000-7000's)/Transfers From Ending Balance (9700) | | Expenditure Increases (1000-7000's)/Transfers To Ending Balance (9700) | |
| 8290 Other Federal Revenue | 27,750 | 2400 Clerical, Technical and Office Salaries | 9,697 |
| 8916 Transfers from General Fund | 53,363 | 4400 Noncapitalized Equipment | 27,750 |
| 2200 Classified Support Salaries | 172,329 | 4700 Food | 379,308 |
| 2300 Classified Supervisors' and Administrators' Salaries | 1,643 | 5200 Travel and Conferences | 1,675 |
| 3200 PERS | 7,361 | 5500 Operations and Housekeeping Services | 200 |
| 3300 OASDI/Medicare/Alternative | 57,411 | 5600 Rentals, Leases, Repairs | 27,191 |
| 3400 Health and Welfare Benefits | 12,209 | 5800 Professional/Consulting and Operating | 11,774 |
| 3500 State Unemployment Insurance | 158 | 5900 Communications | 100 |
| 3600 Workers' Compensation | 72,021 | 9740 Restricted Ending Fund Balance | 103,083 |
| 3700 Other Post Employment Benefits | 81,835 | | |
| 4300 Materials and Supplies | 2,723 | | |
| 5750 Transfers of Direct Costs-Interfund | 2,807 | | |
| 7350 Transfers of Indirect Costs-Interfund | 66,175 | | |
| 9712 Nonspendable Reserve-Stores | 2,993 | | |

14 DEFERRED MAINTENANCE FUND

| Revenue Increases (8000's) | | Revenue Decreases (8000's) | |
|--|-----------|--|-----------|
| Expenditure Decreases (1000-7000's)/Transfers From Ending Balance (9700) | | Expenditure Increases (1000-7000's)/Transfers To Ending Balance (9700) | |
| 8091 Unrestricted LCFF Transfers | 33,006 | 8919 Other Authorized Interfund Transfers | 33,006 |
| 6100 Land/Improvements | 9,570 | 4300 Materials and Supplies | 1,456,422 |
| 9740 Restricted Ending Fund Balance | 3,748,320 | 4400 Noncapitalized Equipment | 33,043 |
| | | 5600 Rentals, Leases, Repairs | 1,907,104 |
| | | 5800 Professional/Consulting and Operating | 335,172 |
| | | 6400 Equipment | 26,149 |

21 BUILDING FUND

| Revenue Increases (8000's) | | Revenue Decreases (8000's) | |
|--|------------|--|------------|
| Expenditure Decreases (1000-7000's)/Transfers From Ending Balance (9700) | | Expenditure Increases (1000-7000's)/Transfers To Ending Balance (9700) | |
| 8951 Proceeds from Sale of Bonds | 13,057,196 | 4400 Noncapitalized Equipment | 9,500 |
| 5400 Insurance | 1,008,076 | 5600 Rentals, Leases, Repairs | 20,838,406 |
| 5500 Operations and Housekeeping Services | 84,849 | 5800 Professional/Consulting and Operating | 71,489 |
| 5900 Communications | 13,442 | 7619 Other Authorized Interfund Transfers | 12,730,450 |
| 6200 Buildings and Improvements of Buildings | 19,094,990 | | |
| 6400 Equipment | 390,840 | | |
| 9740 Restricted Ending Fund Balance | 452 | | |

25 CAPITAL FACILITIES

| Revenue Increases (8000's) | | Revenue Decreases (8000's) | |
|--|-----------|--|-----------|
| Expenditure Decreases (1000-7000's)/Transfers From Ending Balance (9700) | | Expenditure Increases (1000-7000's)/Transfers To Ending Balance (9700) | |
| 8660 Interest | 53,000 | 4300 Materials and Supplies | 40 |
| 8681 Mitigation/Developer Fees | 800,000 | 5600 Rentals, Leases, Repairs | 2,941,292 |
| 5800 Professional/Consulting and Operating | 32,759 | 5750 Transfers of Direct Costs-Interfund | 51 |
| 9740 Restricted Ending Fund Balance | 7,618,819 | 6200 Buildings and Improvements of Buildings | 4,974,937 |
| | | 6400 Equipment | 588,258 |

**RESOLUTION NO. 07-18-19
2017-2018**

Resolution 07-18-19 appropriates excess funds and authorizes expenditure classification transfers as listed below, pursuant to California Education Code Section 42610, for the 2017-2018 fiscal year.

40 SPECIAL RESERVE FUND

| Revenue Increases (8000's) | | Revenue Decreases (8000's) | |
|--|------------|--|------------|
| Expenditure Decreases (1000-7000's)/Transfers From Ending Balance (9700) | | Expenditure Increases (1000-7000's)/Transfers To Ending Balance (9700) | |
| 8660 Interest | 322,682 | 5600 Rentals, Leases, Repairs | 800 |
| 8699 Other Local Revenue | 101,708 | 5800 Professional/Consulting and Operating | 590,492 |
| 8919 Other Authorized Interfund Transfers | 12,730,450 | 6100 Land/Improvements | 10,000,000 |
| 7619 Interfund Transfers Out | 33,006 | 6200 Buildings and Improvements of Buildings | 12,871,231 |
| 9740 Restricted Ending Fund Balance | 10,274,677 | | |

49 CAPITAL PROJECT FUND for BLENDED COMPONENT UNITS

| Revenue Increases (8000's) | | Revenue Decreases (8000's) | |
|--|---------|--|---------|
| Expenditure Decreases (1000-7000's)/Transfers From Ending Balance (9700) | | Expenditure Increases (1000-7000's)/Transfers To Ending Balance (9700) | |
| 8660 Interest | 25,557 | 6200 Buildings and Improvements of Buildings | 461,570 |
| 5800 Professional/Consulting and Operating | 135 | | |
| 6100 Land/Improvements | 435,878 | | |

68 SELF INSURANCE FUND

| Revenue Increases (8000's) | | Revenue Decreases (8000's) | |
|--|---------|--|---------|
| Expenditure Decreases (1000-7000's)/Transfers From Ending Balance (9700) | | Expenditure Increases (1000-7000's)/Transfers To Ending Balance (9700) | |
| 8660 Interest | 107,586 | 2400 Clerical, Technical and Office Salaries | 1,600 |
| 9790 Unassigned/Unappropriated | 149,014 | 5800 Professional/Consulting and Operating | 255,000 |

Gunn Marie Hansen
Superintendent of Schools

Ayes:
Noes:
Absent:

**RESOLUTION NO. 08-18-19
2018-2019**

Resolution 08-18-19 appropriates excess funds and authorizes expenditure classification transfers as listed below, pursuant to California Education Code Section 42610, for the 2018-2019 fiscal year.

01 GENERAL FUND

| Revenue Increases (8000's) | | Revenue Decreases (8000's) | | |
|--|---------------------------------------|--|--|--------------|
| Expenditure Decreases (1000-7000's)/Transfers From Ending Balance (9700) | | Expenditure Increases (1000-7000's)/Transfers To Ending Balance (9700) | | |
| 8022 | Timber Yield Tax | 6 | 8011 Local Control Funding Formula State Aid | 2,486,038 |
| 8042 | Unsecured Roll Taxes | 305,774 | 8012 Education Protection Account State Aid | 3,830 |
| 8043 | Prior Years' Taxes | 5,349 | 8677 Interagency Revenues: | 42,515 |
| 8044 | Supplemental Taxes | 494,758 | MultiTiered System of Support | 22,019 |
| 8045 | Education Revenue Augmentation (ERAF) | 2,101,992 | CSUF Titan Educator Project | 11,540 |
| 8047 | Community Redevelopment | 2,000,000 | CTEIG Consortium | (76,074) |
| 8096 | In Lieu Transfers to Charter Schools | 45,445 | 1100 Certificated Teachers' Salaries | 158,945 |
| 8182 | Special Education Federal Grants | 23,100 | 1900 Other Certificated Salaries | 21,383 |
| | Alternative Dispute Resolutions | 19,947 | 2100 Classified Instructional Salaries | 82,857 |
| | Support Inclusive Practices | 3,153 | 2200 Classified Support Salaries | 7,266 |
| 8290 | Other Federal Revenue: | 1,318,554 | 2400 Clerical, Technical and Office Salaries | 18,871 |
| | Title I | 986,097 | 2900 Other Classified Salaries | 1,136 |
| | Title II, Teacher Quality | 313,104 | 3300 OASDI/Medicare/Alternative | 4,291 |
| | Title III | 115,275 | 3500 State Unemployment Insurance | 100 |
| | Medi-Cal Admin Activities | (95,922) | 4100 Textbooks | 534,280 |
| 8311 | Current Year State Apportionments | 9,449 | 4200 Books and Other Reference Materials | 25,325 |
| 8550 | Mandated Costs Reimbursements | 4,549,392 | 4300 Materials and Supplies | 986,294 |
| 8560 | State Lottery | 273,012 | 4400 Noncapitalized Equipment | 515,747 |
| 8590 | Other State Revenue: | 663,391 | 5200 Travel and Conferences | 45,932 |
| | Career Tech Ed Incentive | 738,225 | 5300 Dues and Memberships | 50 |
| | Partnership Academies | 58,983 | 5400 Insurance | 124,500 |
| | STRS On-Behalf Pension Contributions | (101,482) | 5600 Rentals, Leases, Repairs | 516,694 |
| | Sp Ed Mental Health | (32,335) | 5800 Professional/Consulting and Operating | 138,803 |
| 8625 | Community Redevelopment Funds | 241,160 | 7438 Debt Service - Interest | 419,351 |
| 3100 | STRS | 72,997 | 7616 Transfers to Cafeteria Fund | 50,000 |
| 3400 | Health and Welfare Benefits | 709,961 | 9740 Restricted Ending Fund Balance | 0.41 |
| 3200 | PERS | 104 | 9780 Other Assignments | 5,054,856 |
| 3600 | Workers' Compensation | 16,132 | 9789 Reserve for Economic Uncertainties | 76,807 |
| 3700 | Other Post Employment Benefits | 7,250 | 9790 Unassigned/Unappropriated | 1,807,102.59 |
| 5100 | Subagreements for Services | 30,548 | | |
| 5750 | Transfers of Direct Costs-Interfund | 20,464 | | |
| 7142 | Payments to County Offices | 128,851 | | |
| 7439 | Debt Service - Principal | 100,000 | | |
| 7350 | Transfers of Indirect Costs-Interfund | 5,285 | | |

09 CHARTER SCHOOLS SPECIAL REVENUE FUND

| Revenue Increases (8000's) | | Revenue Decreases (8000's) | | |
|--|--|--|--|---------|
| Expenditure Decreases (1000-7000's)/Transfers From Ending Balance (9700) | | Expenditure Increases (1000-7000's)/Transfers To Ending Balance (9700) | | |
| 8012 | Education Protection Account State Aid | 168 | 8011 Local Control Funding Formula State Aid | 34,276 |
| 8096 | In Lieu Transfers to Charter Schools | 147,906 | 1100 Certificated Teachers' Salaries | 40,906 |
| 8550 | Mandated Costs Reimbursements | 214,623 | 3100 STRS | 97,656 |
| 8560 | State Lottery | 12,936 | 3300 OASDI/Medicare/Alternative | 593 |
| 8590 | Other State Revenue | 90,995 | 3500 State Unemployment Insurance | 20 |
| 7438 | Debt Service - Interest | 81,804 | 3600 Workers' Compensation | 900 |
| 7439 | Debt Service - Principal | 253,761 | 3700 Other Post Employment Benefits | 920 |
| 9740 | Restricted Ending Fund Balance | 0.34 | 4100 Textbooks | 318,917 |
| 9780 | Other Assignments | 318,916.66 | 4300 Materials and Supplies | 7,272 |
| | | | 4400 Noncapitalized Equipment | 1,000 |
| | | | 5600 Rentals, Leases, Repairs | 618,650 |

**RESOLUTION NO. 08-18-19
2018-2019**

Resolution 08-18-19 appropriates excess funds and authorizes expenditure classification transfers as listed below, pursuant to California Education Code Section 42610, for the 2018-2019 fiscal year.

11 ADULT EDUCATION FUND

| Revenue Increases (8000's) | | Revenue Decreases (8000's) | |
|--|----|--|----|
| Expenditure Decreases (1000-7000's)/Transfers From Ending Balance (9700) | | Expenditure Increases (1000-7000's)/Transfers To Ending Balance (9700) | |
| 8590 Other State Revenue | 71 | 3100 STRS | 71 |

12 CHILD DEVELOPMENT FUND

| Revenue Increases (8000's) | | Revenue Decreases (8000's) | |
|--|---------|--|--------|
| Expenditure Decreases (1000-7000's)/Transfers From Ending Balance (9700) | | Expenditure Increases (1000-7000's)/Transfers To Ending Balance (9700) | |
| 8590 Other State Revenue | 10,418 | 1900 Other Certificated Salaries | 39,050 |
| 8677 Interagency Revenues: | 198,936 | 2100 Classified Instructional Salaries | 62,826 |
| | | 3100 STRS | 16,775 |
| | | 3200 PERS | 8,456 |
| | | 3300 OASDI/Medicare/Alternative | 5,373 |
| | | 3400 Health and Welfare Benefits | 7,500 |
| | | 3500 State Unemployment Insurance | 52 |
| | | 3600 Workers' Compensation | 2,242 |
| | | 3700 Other Post Employment Benefits | 2,293 |
| | | 4300 Materials and Supplies | 14,704 |
| | | 4400 Noncapitalized Equipment | 2,025 |
| | | 5200 Travel and Conferences | 9,385 |
| | | 5600 Rentals, Leases, Repairs | 2,800 |
| | | 5750 Transfers of Direct Costs-Interfund | 38 |
| | | 5800 Professional/Consulting and Operating | 27,950 |
| | | 5900 Communications | 2,600 |
| | | 7350 Transfers of Indirect Costs-Interfund | 5,285 |

13 CAFETERIA FUND

| Revenue Increases (8000's) | | Revenue Decreases (8000's) | |
|--|--------|--|---------|
| Expenditure Decreases (1000-7000's)/Transfers From Ending Balance (9700) | | Expenditure Increases (1000-7000's)/Transfers To Ending Balance (9700) | |
| 8290 Other Federal Revenue | 12,735 | 4300 Materials and Supplies | 3,000 |
| 8916 Transfers from General Fund | 50,000 | 4400 Noncapitalized Equipment | 35,536 |
| 3600 Workers' Compensation | 68,555 | 9740 Restricted Ending Fund Balance | 213,667 |
| 3700 Other Post Employment Benefits | 70,112 | | |
| 4700 Food | 25,801 | | |
| 9712 Nonspendable Reserve-Stores | 25,000 | | |

14 DEFERRED MAINTENANCE FUND

| Revenue Increases (8000's) | | Revenue Decreases (8000's) | |
|--|-----------|--|-----------|
| Expenditure Decreases (1000-7000's)/Transfers From Ending Balance (9700) | | Expenditure Increases (1000-7000's)/Transfers To Ending Balance (9700) | |
| 9760 Other Commitments | 2,526,108 | 4300 Materials and Supplies | 135,654 |
| | | 4400 Noncapitalized Equipment | 17,564 |
| | | 5600 Rentals, Leases, Repairs | 1,940,547 |
| | | 5800 Professional/Consulting and Operating | 202,083 |
| | | 6100 Land/Improvements | 1,000 |
| | | 6200 Buildings and Improvements of Buildings | 229,260 |

**RESOLUTION NO. 08-18-19
2018-2019**

Resolution 08-18-19 appropriates excess funds and authorizes expenditure classification transfers as listed below, pursuant to California Education Code Section 42610, for the 2018-2019 fiscal year.

21 BUILDING FUND

| Revenue Increases (8000's) | | Revenue Decreases (8000's) | |
|--|----------------|--|-------------|
| Expenditure Decreases (1000-7000's)/Transfers From Ending Balance (9700) | | Expenditure Increases (1000-7000's)/Transfers To Ending Balance (9700) | |
| 8951 Proceeds from Sale of Bonds | 20,172,594 | 4400 Noncapitalized Equipment | 9,500 |
| 9740 Restricted Ending Fund Balance | 176,253,294.18 | 5500 Operations and Housekeeping Services | 574,124 |
| | | 5600 Rentals, Leases, Repairs | 49,324,490 |
| | | 5800 Professional/Consulting and Operating | 498,834 |
| | | 6200 Buildings and Improvements of Buildings | 141,198,271 |
| | | 6400 Equipment | 4,820,669 |
| | | 9790 Unassigned/Unappropriated | 0.18 |

25 CAPITAL FACILITIES

| Revenue Increases (8000's) | | Revenue Decreases (8000's) | |
|--|-----------|--|-----------|
| Expenditure Decreases (1000-7000's)/Transfers From Ending Balance (9700) | | Expenditure Increases (1000-7000's)/Transfers To Ending Balance (9700) | |
| 9740 Restricted Ending Fund Balance | 8,400,628 | 5600 Rentals, Leases, Repairs | 2,941,292 |
| | | 5800 Professional/Consulting and Operating | 73,746 |
| | | 6200 Buildings and Improvements of Buildings | 4,797,332 |
| | | 6400 Equipment | 588,258 |

40 SPECIAL RESERVE FUND

| Revenue Increases (8000's) | | Revenue Decreases (8000's) | |
|--|---------------|--|--------------|
| Expenditure Decreases (1000-7000's)/Transfers From Ending Balance (9700) | | Expenditure Increases (1000-7000's)/Transfers To Ending Balance (9700) | |
| 9790 Unassigned/Unappropriated | 31,651,585.32 | 5600 Rentals, Leases, Repairs | 14,597 |
| | | 5750 Transfers of Direct Costs-Interfund | 20,426 |
| | | 5800 Professional/Consulting and Operating | 961,500 |
| | | 5900 Communications | 25,000 |
| | | 6100 Land/Improvements | 9,928,000 |
| | | 6200 Buildings and Improvements of Buildings | 18,643,872 |
| | | 9740 Restricted Ending Fund Balance | 2,058,190.32 |

49 CAPITAL PROJECT FUND for BLENDED COMPONENT UNITS

| Revenue Increases (8000's) | | Revenue Decreases (8000's) | |
|--|-----------|--|-----------|
| Expenditure Decreases (1000-7000's)/Transfers From Ending Balance (9700) | | Expenditure Increases (1000-7000's)/Transfers To Ending Balance (9700) | |
| 9740 Restricted Ending Fund Balance | 4,099,962 | 4400 Noncapitalized Equipment | 30,075 |
| | | 5800 Professional/Consulting and Operating | 212,529 |
| | | 6200 Buildings and Improvements of Buildings | 3,857,358 |

71 Retiree Benefits

| Revenue Increases (8000's) | | Revenue Decreases (8000's) | |
|--|--------|--|--------|
| Expenditure Decreases (1000-7000's)/Transfers From Ending Balance (9700) | | Expenditure Increases (1000-7000's)/Transfers To Ending Balance (9700) | |
| 9796 Restricted Net Assets-Budget | 11,100 | 5800 Professional/Consulting and Operating | 11,100 |

**RESOLUTION NO. 08-18-19
2018-2019**

Resolution 08-18-19 appropriates excess funds and authorizes expenditure classification transfers as listed below, pursuant to California Education Code Section 42610, for the 2018-2019 fiscal year.

| Fund # | FROM | | TO | | Amount | |
|--------|------|--------------------------------|------------------------|------|------------------------|----------------|
| 01 | 9790 | Unassigned/Unappropriated | 2017/2018 Fund Balance | 9799 | Beginning Fund Balance | 4,022,314.16 |
| 09 | 9780 | Other Assignments | 2017/2018 Fund Balance | 9799 | Beginning Fund Balance | 369,721.74 |
| 11 | 9740 | Restricted Ending Fund Balance | 2017/2018 Fund Balance | 9799 | Beginning Fund Balance | 0.61 |
| 12 | 9740 | Restricted Ending Fund Balance | 2017/2018 Fund Balance | 9799 | Beginning Fund Balance | 565,571.26 |
| 13 | 9740 | Restricted Ending Fund Balance | 2017/2018 Fund Balance | 9799 | Beginning Fund Balance | (224,520.49) |
| 14 | 9760 | Other Commitments | 2017/2018 Fund Balance | 9799 | Beginning Fund Balance | 2,203,378.34 |
| 21 | 9740 | Restricted Ending Fund Balance | 2017/2018 Fund Balance | 9799 | Beginning Fund Balance | 176,253,294.38 |
| 25 | 9740 | Restricted Ending Fund Balance | 2017/2018 Fund Balance | 9799 | Beginning Fund Balance | 8,694,590.49 |
| 40 | 9740 | Restricted Ending Fund Balance | 2017/2018 Fund Balance | 9799 | Beginning Fund Balance | 31,651,585.32 |
| 49 | 9740 | Restricted Ending Fund Balance | 2017/2018 Fund Balance | 9799 | Beginning Fund Balance | 4,099,962.32 |
| 56 | 9740 | Restricted Ending Fund Balance | 2017/2018 Fund Balance | 9799 | Beginning Fund Balance | 79,236.15 |
| 68 | 9796 | Restricted Net Assets-Budget | 2017/2018 Fund Balance | 9799 | Beginning Fund Balance | (216,629.36) |
| 71 | 9796 | Restricted Net Assets-Budget | 2017/2018 Fund Balance | 9799 | Beginning Fund Balance | 83,247.11 |

This is to certify that this resolution was approved by the Board of Education on: September 6, 2018

Gunn Marie Hansen
Superintendent of Schools

Ayes:
Noes:
Absent:

TOPIC: RESOLUTION NO. 12-18-19 TO ACCEPT USE OF PREVIOUSLY APPROVED PREQUALIFICATION DOCUMENTS FOR PROJECTS NOT FUNDED BY THE MEASURE S BOND PROGRAM AND SUBJECT TO THE REQUIREMENTS UNDER PUBLIC CONTRACT CODE SECTION 20111.6

DESCRIPTION: Public Contract Code section 20111.6 requires the governing board of a school district with an average daily attendance over two thousand five hundred (2,500) to prequalify bidders for public works projects using any funds received pursuant to the Leroy F. Green School Facilities Act of 1998 (Education Code section 17070.10 et se.) or any funds from any future state school bond for a public project with a projected expenditure of one million dollars (\$1,000,000) or more.

This is to certify that this item was approved by the Board of Education.

Marie Hansen
Gunn Marie Hansen, Ph.D.
Superintendent and Secretary
Orange Unified School District

On January 18, 2018, the governing Board of Education approved Resolution No. 17-17-18 authorizing staff to implement the prequalification process, questionnaires and rating system submitted as exhibits with the Resolution, for the Measure S Program and other projects as required.

The District desires to utilize the same approved prequalification process and documents set forth in Resolution No. 17-17-18, and include the currently established prequalified prime contractors and electrical, mechanical, and plumbing subcontractors list, for other projects that require prequalification as specified in Public Contract Code section 20111.6.

Utilizing the established processes and documents will greatly improve efficiency for bidding and project management and promote a more competitive bidding environment.

FISCAL IMPACT: This item has no fiscal impact.

RECOMMENDATION: It is recommended that the Board of Education adopt Resolution No. 12-18-19, approving prequalification processes and documents for projects not funded by the Measure S Bond Program, yet subject to the requirements under Public Contract Code section 20111.6.

**ORANGE UNIFIED SCHOOL DISTRICT
RESOLUTION NO. 12-18-19**

**RESOLUTION APPROVING USE OF PREVIOUSLY APPROVED
PREQUALIFICATION DOCUMENTS FOR PROJECTS NOT FUNDED BY THE
MEASURE S BOND PROGRAM AND SUBJECT TO THE REQUIREMENTS
UNDER PUBLIC CONTRACT CODE SECTION 20111.6**

WHEREAS, for construction contracts awarded on or after January 1, 2014, and until January 1, 2019, Public Contract Code section 20111.6 requires the governing board of a school district with an average daily attendance over two thousand five hundred (2,500) to prequalify bidders for public works projects using any funds received pursuant to the Leroy F. Greene School Facilities Act of 1998 (Education Code section 17070.10 et seq.) or any funds from any future state school bond for a public project with a projected expenditure of one million dollars (\$1,000,000) or more;

WHEREAS, during a regularly scheduled meeting that took place on January 18, 2018, the governing Board of Education for the Orange Unified School District ("Board") adopted Resolution No. 17-17-18 approving the prequalification process for prime contractors and electrical, mechanical and plumbing subcontractors as defined in Public Contract Code section 20111.6, and approving various questionnaires and rating system attached as Exhibits "A", "B", "C", and "D" to the Resolution No. 17-17-18 (collectively, "Prequalification Documents");

WHEREAS, the Orange Unified School District desires to use the same approved prequalification process set forth in Resolution No. 17-17-18 and the same approved Prequalification Documents for any other projects that are not funded by the Measure S Bond, but require prequalification pursuant to Public Contract Code section 20111.6; and

WHEREAS, except to the extent modified pursuant to this resolution, all other requirements and approvals related to Resolution No. 17-17-18 shall remain in full force and effect as it relates to the Prequalification Documents.

NOW THEREFORE, THE GOVERNING BOARD OF THE ORANGE UNIFIED SCHOOL DISTRICT DOES HEREBY RESOLVE:

1. In accordance with Public Contract Code section 20111.6, the Board hereby establishes a prequalification program for construction contracts awarded on or after January 1, 2014, until January 1, 2019 that receive funding pursuant to the Leroy F. Greene School Facilities Act of 1998 (Education Code Section 17070.10 et seq.) or any funds from any future state school bond and involves a projected expenditure of one million dollars (\$1,000,000) or more, and not funded by the Measure S Bond, ("Prequalification Program").

2. The Prequalification Program shall utilize the Prequalification Documents that were attached as "A", "B", "C", and "D" to the Resolution No. 17-17-18 and incorporated herein.

3. Except to the extent modified pursuant to this resolution, all other requirements and approvals related to Resolution No. 17-17-18 shall remain in full force and effect as it relates to the Prequalification Program and Prequalification Documents.

4. Once prequalified pursuant to this resolution, such prequalification shall be valid for up to one (1) calendar year following the date of initial prequalification.

5. The Board hereby delegates to the District's Superintendent the authority to determine whether a potential bidder shall be considered prequalified, the authority to hear and oversee prequalification determination appeals, the authority to determine which projects will be subject to the Prequalification Program, and the authority to make minor revisions to the Questionnaire and Uniform System of allocating points.

PASSED AND ADOPTED by the Governing Board of the Orange Unified School District on September 6, 2018, by the following vote:

| | |
|----------|----------|
| AYES: | <u>7</u> |
| NOES: | <u>0</u> |
| ABSENT: | <u>0</u> |
| ABSTAIN: | <u>0</u> |

I, Timothy Surridge, Clerk of the Governing Board of the Orange Unified School District, do hereby certify that the foregoing is a full, true and correct copy of a resolution passed and adopted by said Board at a regularly scheduled and conducted meeting held on said date, which resolution is on file in office of said Board.

By:



Timothy Surridge
Clerk of the Board of Education

INFORMATION/DISCUSSION
ITEMS

TOPIC: **MEASURE S CAPITAL FACILITIES PROGRAM UPDATE**

DESCRIPTION: Staff will provide a Measure S Capital Facilities Program Update status report and overview of work currently in progress as it relates to the initial scope of work for the science center projects at the four high schools.

This item is for information only.

TOPIC: **PROPOSED REORGANIZATION OF BUSINESS SERVICES DIVISION**

DESCRIPTION: Staff will provide an overview of the proposed Business Division reorganization plan.

This item is for information only.

TOPIC: **SOLAR ANALYSIS UPDATE**

DESCRIPTION: Staff is preparing a side-by-side analysis and progress report update with recommendation in regards to a Solar Power Purchase Agreement (PPA) or a Lease Purchase Agreement.

This item is for information only.

**Due to the lateness of the meeting, this item was not discussed
and will be brought back at a future meeting.**

CONSENT ITEMS

ROUTINE ITEMS ACTED UPON IN ONE MOTION UNLESS PULLED FOR DISCUSSION AND SEPARATE ACTION.

TOPIC: **CONTRACT SERVICES REPORT – MEASURE S**

DESCRIPTION: The following is a report of contract service items for Measure S.

**CHANGE ORDER #1
BID NO. S1718-001
ORANGE HIGH
SCHOOL
INCREMENT 1SITE
IMPROVEMENTS
SWINERTON
BUILDERS**

On May 24, 2018 Swinerton Builders’ bid for construction of utility upgrades and site improvements at Orange High School, Bid# S1718-001, was Board approved in the amount of \$5,965,424. As is common with construction of existing facilities, Swinerton Builders found site conditions that were unexpected and required additional budget above and beyond the original bid.

Cost and scope for each change event were reviewed by the construction management team from Balfour Beatty and signed off by District Facilities staff prior to any release of any work. Per bid contract, Change Directives were used to avoid delays and get timely work completed prior to the start of school at Orange High on August 22.

Balfour Beatty and District staff, after discussion and price negotiation, found the final Proposed Charge Orders (PCOs) to be reasonable and within industry standards for change order work. **Change Order #1** falls within the allowable maximum per the Public Contract Code (under 10%).

| | |
|--------------------------|----------------|
| Original Contract Amount | \$5,965,424.00 |
| Change Order 1 | \$ 258,994.26 |
| Revised Contract Amount | \$6,244,418.26 |


Percentage Increase from Original Contract: 4.34%

Measure S Project (OHS Increment #1) \$258,994.26
21.00-9714-0-6274-9520-8500-392-416-000

FISCAL IMPACT: \$258,994.26

RECOMMENDATION: It is recommended that the Board of Education approve the Contract Services Report – Measure S as presented.

This is to certify that this item was approved by the Board of Education.


Gunn Marie Hansen, Ph.D.
Superintendent and Secretary
Orange Unified School District

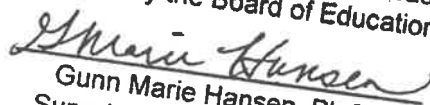
TOPIC: GIFTS

DESCRIPTION: The attached list of cash donations was donated to District for use as indicated.

FISCAL IMPACT: Receipt of \$11,107.25 in cash donations

RECOMMENDATION: It is recommended the Board of Education accept these donations and that a letter of appreciation be forwarded to the benefactors.

This is to certify that this item was approved by the Board of Education.



Gunn Marie Hansen, Ph.D.
Superintendent and Secretary
Orange Unified School District

TOPIC: **PURCHASE ORDERS LIST**

DESCRIPTION: Purchase orders and change orders have been processed in accordance with the rules and regulations of the Board of Education and applicable legal requirements of the State of California.

District procedures and computer system controls require that an approved purchase order, pay voucher, current liability, or credit memo exist on the District's computer system prior to the issuance of warrants. There may be multiple warrants drawn against a given purchase order, up to the maximum amount for that purchase order. The system restricts the processing of payment amounts in excess of the issued purchase order.

Note that the purchase order system allows for a one-line description of the services or item procurement. The issued purchase order forms a contract between the District and the vendor.

FISCAL IMPACT: \$11,245,984.84

RECOMMENDATION: It is recommended that the Board of Education approve the Purchase Order List dated July 30 through August 19, 2018 in the amount of \$11,245,984.84.

This is to certify that this item was approved by the Board of Education.



Gunn Marie Hansen, Ph.D.
Superintendent and Secretary
Orange Unified School District

TOPIC: **WARRANTS LIST**

DESCRIPTION: Warrants processed are in accordance with the rules and regulations of the Board of Education and applicable legal requirements of the State of California and the Orange County Department of Education.

District procedures and computer system controls require that an approved purchase order, pay voucher, current liability or credit memo exist in the District's computer system prior to the issuance of warrants. There may be multiple warrants drawn against a given purchase order, up to the maximum amount for that purchase order. The processing of the warrant complies with the contractual agreement formed by the issuance of the purchase order.

FISCAL IMPACT: \$10,226,092.31

RECOMMENDATION: It is recommended that the Board of Education approve the Warrants List dated July 30 through August 19, 2018 in the amount of \$10,226,092.31.

This is to certify that this item was approved by the Board of Education.



Gunn Marie Hansen, Ph.D.
Superintendent and Secretary
Orange Unified School District

TOPIC: **CONTRACT SERVICES REPORT – BUSINESS SERVICES**

DESCRIPTION: The following is a report of contract service items for Business Services.

The Facilities and Maintenance Department require architectural and planning services for site specific projects. Aquatics Design Group has proposed to create DSA submittal/construction documents for replacement of the swimming pool at El Modena High School for a fee of \$255,000 plus reimbursable costs. District staff has reviewed the proposal and believe the costs to be reasonable. An additional amount of \$15,000 is added to cover reimbursable costs and contingency for a total authorization of \$270,000.

Fund 40not-to-exceed \$270,000
(Harvey/Rivera)

This is to certify that this item was approved by the Board of Education.

Gunn Marie Hansen
Gunn Marie Hansen, Ph.D.
Superintendent and Secretary
Orange Unified School District

**AT&T – CALNET
AUTHORIZATION TO
ORDER CONTRACT
NUMBER C3-A-12-10-
TS-01 and C3-B-12-10-
TS-02**

The Department of General Services' CALNET integrated service has competitively bid various technology service, equipment, and products at significant reductions for telecommunications services and associated products needed by the District. The District requests to utilize the following State of California CALNET 3 program Agreements and providers, inclusive of all related Amendments, which are competitively bid, evaluated, and awarded.

1. AT&T Agreement No. C3-A-12-10-TS-01 and all related Amendments, effective through June 30, 2019 for subcategories 1.1 -1.6.
2. AT&T Agreement No. C3-B-12-10-TS-01 and all related Amendments, effective through June 30, 2019 for categories 2-7.

Staff determined that use of CALNET 3 providers serve the best interest of the District as a cost-effective option of obtaining required services and products for District-wide telecommunications products and services. This is not a request for budget appropriation. Expenditures will be requested for projects as they are scheduled.

(T.Nguyen/Manalo)

On May 25, 2018, the District entered into contract with Harrington Geotechnical for \$20,000 to provide survey/seismic monitoring services to Linda Vista, Nohl Canyon and Canyon Rim Elementary Schools. Work scope is to measure and record any movement to structures and floor slabs. It was determined

This is to certify that this item was approved by the Board of Education.

Gunn Marie Hansen
Gunn Marie Hansen, Ph.D.
Superintendent and Secretary
Orange Unified School District

**HARRINGTON
GEOTECHNICAL**

OUSD/Rivera/Harvey/Manalo/T.Nguyen
Board Agenda
September 6, 2018

This is to certify that this item was approved by the Board of Education.

Marie Hansen
Gunn Marie Hansen, Ph.D.
Superintendent and Secretary
Orange Unified School District

**FURNITURE
SYSTEMS, LLC – THE
COOPERATIVE
PURCHASING
NETWORK (TCPN)
RFP NO. 14-22
FURNITURE &
INSTALLATION**

**OFF, INC. –
PLACENTIA-YORBA
LINDA UNIFIED
SCHOOL DISTRICT
BID NO. 218-18:
DISTRICT OFFICE AND
CLASSROOM
FURNITURE**

**ACIFIC, INC.
BID NO. 1718-783**

that additional monitoring work was excluded from the Nohl Canyon scope of work. Cost and scope were reviewed and found to be reasonable by staff. This change order falls within the allowable maximum per the Public Contract Code.

Change Order No. 1 – No additional time required. No other terms of the contract will be altered.

Maintenancenot-to-exceed \$5,000
01.00-8150-0-5640-0000-8110-810-410-000 (Harvey)

Public Contract Code Section 20118 allows school districts the opportunity to utilize competitively bid contracts from other public agencies. The Cooperative Purchasing Network (TCPN) RFP No. 14-22 Furniture & Installation provides competitive pricing and was made available for use to all public agencies and school districts. Staff has determined that it is in the best interest of the District to utilize The Cooperative Purchasing Network (TCPN) RFP No. 14-22 Furniture & Installation through April 30, 2019. The contract may be extended or one year. This is not a request for any additional budgetary appropriation. (Manalo)

Public Contract Code Section 20118 allows school districts the opportunity to utilize competitively bid contracts from other public agencies. Placentia-Yorba Linda Unified School District Bid No. 218-18: District Office and Classroom Furniture provides competitive pricing and was made available for use to all public agencies and school districts. Staff has determined that it is in the best interest of the District to utilize Placentia-Yorba Linda Unified School District Bid No. 218-18: District Office and Classroom Furniture through June 30, 2019. The contract may be extended with four one-year extensions. This is not a request for any additional budgetary appropriation. (Manalo)

The following Change Orders include a general descriptive summary of work that increases the contract value. Staff reviewed and found costs and scope reasonable.

Bid No. 1718-783 – Furnish and Install IP Based Surveillance Camera & Systems

Change Order No. 1:

PCO 003 \$900 – Install high beam at Orange HS at zone K “high on roof”

Change Order No. 2:

PCO 001 \$600 – Moving cable runs from Zone Q to Zone O at Canyon HS

This is to certify that this item was approved by the Board of Education.

Gunn Marie Hansen
Gunn Marie Hansen, Ph.D.
Superintendent and Secretary
Orange Unified School District

**SD SECURITY
DIGITAL DEVICES**

PCO 002 \$2,250 – Additional set up of thirty (30) Axis cameras
PCO 003 \$900 – Install high beam at Canyon HS at Zone Q

Original Contract Amount \$158,800
Change Order No. 1 \$900
Change Order No. 2 \$3,750
Revised Contract Amount \$163,450

Percentage Increase from Original Contract 2.418%

Deferred Maintenance Fund... .. \$4,650
(Harvey/Manalo)

The District requires additional services of a qualified monitoring service to provide 24/7 fire alarm monitoring service for all locations.

Fund 14.....not to exceed.....\$15,000
01.00-8150-0-5620-0000-8110-410-410-000 (Harvey)

FISCAL IMPACT: \$294,650

RECOMMENDATION: It is recommended that the Board of Education approve the Contract Services Report – Business Services as presented.

This is to certify that this item was approved by the Board of Education.

Gunn Marie Hansen
Gunn Marie Hansen, Ph.D.
Superintendent and Secretary
Orange Unified School District

TOPIC: NOTICES OF COMPLETION

DESCRIPTION: The contracts listed below are complete and require acceptance by the Board of Education prior to filing appropriate notices of completion:

Bid No. 726 – Asphalt Work, Unit Price Bid


Project(s): Repair Seal Coat and Restripe Playground Nohl Canyon ES
Board Approval Date: February 15, 2015
Original Purchase Order: 191217
Completion Date: August 20, 2018
Contractor: Universal Asphalt Co., Inc.
Original Project Amount: \$26,972
Total Project Amount: \$26,972
Fund(s): Maintenance (14)

Bid No. 785 – Field Improvements at Multiple Sites


Project(s): Field Improvements at Multiple Sites: Imperial ES and Nohl Canyon ES
Board Approval Date: June 18, 2018
Original Purchase Order: 185188
Completion Date: August 08, 2018
Contractor: Green Giant Landscape, Inc.
Original Project Amount: \$385,000
Total Project Amount: \$385,000
Fund(s): Maintenance (14)

Bid No. 1718-766 – Exterior Paint at McPherson Magnet School

Project(s): Exterior Paint at McPherson Magnet School
Board Approval Date: May 10, 2018
Original Purchase Order: 185053
Completion Date: August 8, 2018
Contractor: European Style Painting Company
Original Project Amount: \$75,000
Total Project Amount: \$75,000
Fund(s): Maintenance (14)

This is to certify that this item was approved by the Board of Education.

Gunn Marie Hansen, Ph.D.
Superintendent and Secretary
Orange Unified School District

This is to certify that this item was approved by the Board of Education.



Gunn Marie Hansen, Ph.D.
Superintendent and Secretary
Orange Unified School District

Bid No. 1718-767 – Exterior Paint at Jordan ES

Project(s): Exterior Paint at Jordan ES
Board Approval Date: May 10, 2018
Original Purchase Order: 185055
Completion Date: July 27, 2018
Contractor: Century Enterprises, Inc.
Original Project Amount: \$42,477
Total Project Amount: \$42,477
Fund(s): Maintenance (14)

Bid No. 1718-768 – Exterior Paint at Parkside / ROP

Project(s): Exterior Paint at Parkside / ROP
Board Approval Date: May 10, 2018
Original Purchase Order: 185057
Completion Date: August 16, 2018
Contractor: Kronos Painting, Inc.
Original Project Amount: \$67,960
Total Project Amount: \$67,960
Fund(s): Maintenance (14)


Bid No. 1718-770 – Interior Paint at Multiple Sites

Project(s): Interior Paint at California ES,
Cambridge ES, Richland HS,
Taft ES, and West Orange ES
Board Approval Date: May 10, 2018
Original Purchase Order: 185074
Completion Date: August 1, 2018
Contractor: Signature Painting, Inc.
Original Project Amount: \$180,000
Change Order Amount: \$7,500
Total Project Amount: \$187,500
Fund(s): Maintenance (14)

Bid No. 1718-772 – Interior Paint at Multiple Sites

Project(s): Interior Paint at Cerro Villa MS,
Linda Vista ES, Serrano ES, Villa
Park ES, and Villa Park HS
Board Approval Date: May 10, 2018
Original Purchase Order: 185065
Completion Date: July 24, 2018
Contractor: CTG Construction Inc.
Original Project Amount: \$197,000
Total Project Amount: \$197,000
Fund(s): Maintenance (14)

This is to certify that this item was approved by the Board of Education.


Gunn Marie Hansen, Ph.D.
Superintendent and Secretary
Orange Unified School District

Bid No. 1718-774 – Asbestos Abatement at Multiple Sites

Project(s): Asbestos Abatement at Cerro Villa MS, Linda Vista ES, Serrano ES, and Villa Park ES
Board Approval Date: May 24, 2018
Original Purchase Order: 185141
Completion Date: July 10, 2018
Contractor: Integrated Demolition and Remediation Inc.
Original Project Amount: \$66,800
Total Project Amount: \$66,800
Fund(s): Maintenance (14)

Bid No. 1718-775 – Asbestos Abatement at Multiple Sites

Project(s): Asbestos Abatement at California ES, Cambridge ES, Fairhaven ES, and Richland HS
Board Approval Date: June 7, 2018
Original Purchase Order: 185167
Completion Date: July 10, 2018
Contractor: Integrated Demolition and Remediation Inc.
Original Project Amount: \$39,800
Total Project Amount: \$39,800
Fund(s): Maintenance (14)

Bid No. 1718-776 – Asbestos Abatement at Multiple Sites

Project(s): Asbestos Abatement at La Veta ES, McPherson Magnet, Palmyra ES, and Panorama ES
Board Approval Date: May 24, 2018
Original Purchase Order: 185162
Completion Date: July 10, 2018
Contractor: A&V Contractors, Inc.
Original Project Amount: \$158,492
Change Order Amount: \$2,137
Total Project Amount: \$160,629
Fund(s): Maintenance (14)


**AMENDED
TO CORRECT
COMPLETION DATE**

Bid No. 1718-777 – Asbestos Abatement at Multiple Sites

Project(s): Asbestos Abatement at Crescent ES, Nohl Canyon ES, Orange Pre-K and Taft ES
Board Approval Date: May 24, 2018

OUSD/Rivera/Manalo/Harvey
Board Agenda
September 6, 2018

This is to certify that this item was approved by the Board of Education.


Gunn Marie Hansen, Ph.D.
Superintendent and Secretary
Orange Unified School District

Original Purchase Order: 185163
Completion Date: June 30, 2018
Contractor: New Horizons Contracting Inc.
Original Project Amount: \$115,490
Total Project Amount: \$115,490
Fund(s): Maintenance (14)

In accordance with Public Contract Code Section 7107, the final payment of the retention, based on the value of the work done under these agreements, shall be made 35 days after recording by the District of the Notices of Completion at the County of Orange Recorder's Office.


FISCAL IMPACT:

No additional fiscal impact.

RECOMMENDATION:

It is recommended that the Board of Education accept the above contracts as complete and authorize staff to file appropriate notices of completion.

This is to certify that this item was approved by the Board of Education.



Gunn Marie Hansen, Ph.D.
Superintendent and Secretary
Orange Unified School District

TOPIC: RESOLUTION NO. 10-18-19 TO PARTICIPATE AND ACCEPT CALIFORNIA ENERGY COMMISSION'S SCHOOL BUS REPLACEMENT PROGRAM FOR COMPRESSED NATURAL GAS (CNG) SCHOOL BUS REPLACEMENT PROGRAM AND INFRASTRUCTURE GRANT

DESCRIPTION: The California Energy Commission's (CEC) School Bus Replacement Program provides grant funding to public school districts, county offices of education and joint power authorities to replace old diesel school buses with Electric or Compressed Natural Gas (CNG) fueled school buses and infrastructure.


The District will apply for CEC's Grant GFO-17-607 for the replacement of ten Bluebird school buses. The grant helps fund new CNG alternative fuel school buses. The CEC would fund \$165,000 per school bus. Additionally, CEC will provide matching funds up to \$500,000 for fueling infrastructure.

If approved by the CEC, the District would utilize the grant funding for new CNG school buses, in exchange, it will take out-of-service and destroy the old vintage school buses.

FISCAL IMPACT: Not to exceed \$350,000 for new CNG school buses and up to \$500,000 for matching funds for fueling infrastructure

RECOMMENDATION: It is recommended that the Board of Education adopt Resolution 10-18-19 and accept, if awarded, California Energy Commission's School Bus Replacement Program GFO-17-607

This is to certify that this item was approved by the Board of Education.


Gunn Marie Hansen, Ph.D.
Superintendent and Secretary
Orange Unified School District

RESOLUTION NO. 10-18-19
of the
BOARD OF EDUCATION
of the
ORANGE UNIFIED SCHOOL DISTRICT

RESOLUTION TO PARTICIPATE IN AND ACCEPT CALIFORNIA ENERGY COMMISSION'S SCHOOL BUS REPLACEMENT PROGRAM FOR THE PURCHASE OF NEW COMPRESSED NATURAL GAS SCHOOL BUSES AND INFRASTRUCTURE GRANT

WHEREAS, the California Energy Commission's School Bus Replacement Program provides grant funding to public school districts, county offices of education and joint power authorities to replace old diesel school buses; and

WHEREAS, Orange Unified School District will apply for the replacement of ten (10) school buses and infrastructure. The Grant would fund \$165,000 per school bus and up to \$500,000 for infrastructure.


WHEREAS, Orange Unified School District authorizes the Director of Transportation to apply for school bus grant funding from the California Energy Commission to replace old school buses; and

NOW, THEREFORE, BE IT RESOLVED and ordered that the Orange Unified School District Board of Education determines that it is in the best interest of the District to participate in the CEC school bus replacement incentive funding program and accept the grant award GFO-17-607.

BE IT FURTHER RESOLVED, that the Director of Transportation is hereby authorized and empowered to execute in the name of the Orange Unified School District all necessary documents to implement and carry out the purpose of this resolution, and to undertake all actions necessary to undertake and complete the projects.

IN WITNESS OF THE ABOVE STATED ACTION, I have hereunto set my hand this 6th day of September, 2018.

| | |
|----------|----------|
| AYES: | <u>7</u> |
| NOES: | <u>0</u> |
| ABSENT: | <u>0</u> |
| ABSTAIN: | <u>0</u> |




Timothy Surrige
Clerk of the Board of Education
Orange Unified School District

TOPIC: **RESOLUTION NO: 11-18-19 GANN AMENDMENT APPROPRIATIONS LIMIT**

DESCRIPTION: The Gann Amendment provides a ceiling, or limit, on each year's appropriations of tax dollars by each tax-receiving agency, including the state, cities, counties, school districts, and special districts. Proposition 4, an initiative passed in November 1979, added controls on the growth in appropriations (Article XIII-B of the California Constitution). Using 1978-79 as a base year, subsequent year appropriations limit have been adjusted for: (1) An inflation increase equal to the change in the Consumer Price Index, or per capita personal income, whichever is smaller, and (2) the change in population, which for school agencies is the change in ADA. Proposition 111 was adopted in June 1990 and amended the Gann Limit inflation factor to be based only on the change in per capita personal income.

This is to certify that this item was approved by the Board of Education.


Gunn Marie Hansen, Ph.D.
Superintendent and Secretary
Orange Unified School District

The starting point for the 2018-19 Gann Limit calculation is the agency's 2017-18 Gann Limit which has increased by this year's inflation factor and by the District's percentage increase in ADA. A second calculation is made to determine those revenues that are subject to the limit, and ensure that a school agency is not over its limits. Not all revenue sources count against the District's Gann Limit--Gann Limits only constrain the appropriations from state and local tax sources, and so federal aid is excluded as well as non-tax income, such as revenues from cafeteria sales or adult education fees. It is by virtue of this calculation that almost every school district and county office of education's expenditures are exactly at its Gann Limit. Orange Unified School District is no exception.

In accordance with Article XIII-B of the California Constitution, a resolution must be adopted annually regarding the appropriations' limit for current and preceding fiscal years. Approval of this resolution will fulfill that requirement.

FISCAL IMPACT: This item has no fiscal impact.

RECOMMENDATION: It is recommended that the Board of Education adopt Resolution No. 11-18-19, Gann Amendment Appropriations Limit, for current and preceding fiscal years in accordance with Article XIII-B of the California Constitution.

RESOLUTION NO. 11-18-19
of the
BOARD OF EDUCATION
of the
ORANGE UNIFIED SCHOOL DISTRICT

GANN AMENDMENT APPROPRIATIONS LIMIT

WHEREAS, Article XIII-B of the California Constitution provides certain Limitations and controls on the total annual appropriations of any school district; and

WHEREAS, Division 9, (commencing with Section 7900) of Title 1 of the Government Code provides for the implementation of Article XIII-B; and

WHEREAS, Government Code Section 7900 provides that the governing body of each school district shall annually adopt a resolution to identify the estimated appropriations limit for the district for the current fiscal year and the actual appropriations limit for the district for the preceding fiscal year:

NOW, THEREFORE, BE IT RESOLVED and ordered that the Orange Unified School District Board of Education declares as follows:

1. The actual appropriations limit for the 2017-18 was \$180,411,991 and the Appropriations in the 2017-18 budget did not exceed the limitations imposed by Article XIII-B of the California Constitution.
2. The appropriations limit for 2018-19 is expected to be \$183,703,922 and the appropriations in the 2018-19 budget do not exceed the limitations imposed by Article XIII-B of the California Constitution.
3. The documentation used in determining the appropriations limit shall be available to the public in the Business Office of the Orange Unified School District.

IN WITNESS WHEREOF THE ABOVE STATED ACTION, I have hereunto set my hand and seal this 6th day of September, 2018.

| | |
|----------|----------|
| AYES: | <u>7</u> |
| NOES: | <u>0</u> |
| ABSENT: | <u>0</u> |
| ABSTAIN: | <u>0</u> |



Timothy Surridge
Clerk of the Board

TOPIC: **PERSONNEL REPORT**

DESCRIPTION: All actions listed in the Personnel Report, representing a cost to the District, have been reviewed by the Business Department and have been assigned a budget number. Appropriate funds exist in all budget areas presented in this Personnel Report. Some items on the report represent the maximum amount that could be encumbered for that item, the actual expenditure may be less, and in no instance will the expenditure be more than the requested amount without an additional request being generated.

This report may require actions for extra pay projects, separation from service, short-term employment, leaves of absence, change of status, and new hires. All requests are generated by individuals, school sites, or various District departments.

All of the above requests have been processed in accordance with the rules and regulations of the Board of Education and the applicable legal requirements of the State of California and the Orange County Department of Education.

FISCAL IMPACT: Certificated: \$2,680,621
Classified: \$ 245,399

RECOMMENDATION: It is recommended that the Board of Education approve the Personnel Report as presented.

This is to certify that this item was approved by the Board of Education.



Gunn Marie Hansen, Ph.D.
Superintendent and Secretary
Orange Unified School District

| Name | Position | Administrative Unit | Rate | Eff. From | Date To | Comments |
|---------------------------|--------------------|-------------------------|-----------|-----------|------------|------------------------------------|
| NEW HIRES | | | | | | |
| 1 Bakker, Crystal | Teacher | El Modena HS/Richards | 67,419.00 | 08/21/18 | 06/14/19 | Temp |
| 2 Black, Ann | Teacher | Canyon HS/Singh | 77,412.00 | 08/17/18 | 06/14/19 | Temp |
| 3 Brady-Haley, Stephanie | Teacher | Orange HS/McCuisition | 57,386.00 | 08/17/18 | 06/14/19 | Temp |
| 4 Chace, George | Teacher | Orange HS/McCuisition | 33,266.00 | 08/17/18 | 06/14/19 | Temp |
| 5 Eckert, Megan | Teacher | El Modena HS/Richards | 53,967.00 | 08/17/18 | 06/14/19 | Temp |
| 6 Fuentes, Lauren | Teacher | Cambridge/Lew | 63,625.00 | 08/17/18 | 06/14/19 | Temp |
| 7 Glasky, Brooke | Teacher | Oliver/Darrow | 55,444.00 | 08/17/18 | 06/14/19 | Temp |
| 8 Jimenez Al-Helal, Sandy | Teacher | Curriculum/Corella | 52,142.00 | 08/17/18 | 06/14/19 | Temp |
| 9 Kassebaum, Danica | Teacher | Curriculum/Corella | 61,929.00 | 08/17/18 | 06/14/19 | Temp |
| 10 Kavanagh, Kasey | Hourly CTE Teacher | Villa Park HS/Corella | 40.15 | 08/17/18 | 01/25/19 | Hourly |
| 11 Keith, Amy | Teacher | Canyon Rim/Owen | 59,394.00 | 08/17/18 | 06/14/19 | Temp |
| 12 Langen, Olenka | Teacher | Handy/Krohn | 77,412.00 | 08/17/18 | 06/14/19 | Temp |
| 13 Lombardi, Gianna | Counselor | Orange HS/McCuisition | 65,161.00 | 08/07/18 | 06/14/19 | Temp |
| 14 Pons, Gillian | Teacher | Spec Educ/Singh | 36,776.00 | 08/17/18 | 06/14/19 | Temp |
| 15 Reese, Stanley | Teacher | Yorba MS/Singh | 84,703.00 | 08/17/18 | 06/14/19 | Temp |
| 16 Robertson, Zipporah | Hourly CTE Teacher | Canyon HS/Corella | 40.87 | 08/17/18 | 01/25/19 | Hourly |
| 17 Rodman, Richard | Hourly CTE Teacher | Orange HS/Corella | 48.27 | 08/17/18 | 01/25/19 | Hourly |
| 18 Rossel, Sumner | Hourly CTE Teacher | Career Educ Ctr/Corella | 40.87 | 08/17/18 | 01/25/19 | Hourly |
| 19 Shuffler, Daniel | Hourly CTE Teacher | El Modena HS/Corella | 42.72 | 08/17/18 | 01/25/19 | Hourly |
| 20 Skvyte, Danica | Teacher | Cambridge/Lew | 52,142.00 | 08/17/18 | 06/14/19 | Temp |
| 21 Stothers, Genevieve | Teacher | Handy/Singh | 52,142.00 | 08/17/18 | 06/14/19 | Temp |
| 22 Valencia, Inez | Hourly CTE Teacher | Portola MS/Corella | 42.72 | 08/17/18 | 01/25/19 | Hourly |
| 23 Walton, Mary | Teacher | Orange HS/Singh | 70,541.00 | 08/17/18 | 06/14/19 | Temp |
| 24 Winslow, Tamara | Teacher | Linda Vista/Kelley | 55,856.00 | 08/17/18 | 06/14/19 | Temp |
| 25 Wood, Michele | Teacher | Palmyra/Godsey | 64,097.00 | 08/17/18 | 06/14/19 | Temp |
| 26 Zearley, Jeffrey | Hourly CTE Teacher | El Modena HS/Corella | 40.87 | 08/21/18 | 01/25/19 | Hourly |
| CHANGE OF STATUS | | | | | | |
| 1 Hackett, Sarah | Psychologist | Spec Educ/Singh | | 08/10/18 | 06/21/19 | Contract Status 80% to 100% |
| LEAVE OF ABSENCE | | | | | | |
| 1 Gray, Marnie | Psychologist | Spec Educ/Singh | | 08/10/18 | 01/25/19 | Unpaid Medical LOA - With Benefits |
| SEPARATIONS | | | | | | |
| 1 Bailey, Yvonne | Hourly Teacher | Villa Park HS/Corella | | | 06/15/18 | Resignation |
| 2 Klein, Maile | Hourly Teacher | El Modena HS/Corella | | | 06/15/18 | Resignation |
| 3 Lipson, Gayle | Teacher | Human Resources/Kissee | | | 09/06/18 | Retirement |
| 4 Taylor, Christina | Instructional Spec | Handy/Rodriguez | | | 06/15/18 | Resignation |
| 5 Uriagalelei, Tyman | Teacher | Orange HS/Singh | | | 1999-08-10 | Reached that this item was |

approved by the Board of Education.



Gunn Marie Hansen, Ph.D.
Superintendent and Secretary
Orange Unified School District

Staff Responsibility:
Ed Kissee, Assistant Superintendent-Human Resources

CLASSIFIED AND CERTIFICATED PERSONNEL REPORT
CERTIFICATED PERSONNEL

| Name | Position | Administrative Unit | Schedule | Rate | Eff. From | Date To | Comments | # of Units | Salary |
|---------------------------|--------------------|-------------------------------|----------------|----------|-----------|----------|--|------------|-----------|
| EXTRA PAY | | | | | | | | | |
| 1 Abifadel, Alicia | Teacher | Induction/Little | misc hrry rate | 41.71 | 08/13/18 | 08/30/18 | New Teacher Support | 3.5 | 145.99 |
| 2 Adams, Emily | Teacher | Curriculum/Corella | daily sub rate | 140.90 | 08/09/18 | 08/09/18 | Staff Development | 1 | 140.90 |
| 3 Aguirre, Heidi | Teacher | Prospect/Hughson | misc hrry rate | 41.71 | 12/06/18 | 12/06/18 | Family Night | 5 | 208.55 |
| 4 Aguirre, Heidi | Teacher | Prospect/Hughson | misc hrry rate | 41.71 | 04/25/19 | 04/25/19 | Family Steam Night | 5 | 208.55 |
| 5 Aguirre, Heidi | Teacher | Prospect/Hughson | misc hrry rate | 41.71 | 08/13/18 | 08/13/18 | AVID Site Professional Development | 3 | 125.13 |
| 6 Ajibola, Vivian | Teacher | Curriculum/Corella | daily sub rate | 140.90 | 08/09/18 | 08/09/18 | Staff Development | 1 | 140.90 |
| 7 Alatorre, Kelly | Teacher | Curriculum/Corella | daily sub rate | 140.90 | 08/09/18 | 08/09/18 | Staff Development | 1 | 140.90 |
| 8 Alvarez, Nora | Teacher | Canyon HS/Abercrombie | period rate | 88.47 | 08/17/18 | 06/14/19 | Extra period | 185 | 16,367.69 |
| 9 Ancich, Dusan | Teacher | Villa Park HS/Miller | stipend | 5,345.00 | 08/01/18 | 11/30/18 | Boys Football Coach | 1 | 5,345.00 |
| 10 Anderson, Christopher | Teacher | Athletics/Howard | stipend | 43.50 | 08/01/18 | 12/31/18 | Fred Kelly Announcer | 25 | 1,087.50 |
| 11 Armenta, Cynthia | Teacher | Portola MS/Katevas | detention rate | 28.26 | 08/21/18 | 06/14/19 | Detention | 80 | 2,260.80 |
| 12 Ashworth, Margaret | Teacher | Prospect/Hughson | misc hrry rate | 41.71 | 12/06/18 | 12/06/18 | Family Night | 5 | 208.55 |
| 13 Ashworth, Margaret | Teacher | Prospect/Hughson | misc hrry rate | 41.71 | 04/25/19 | 04/25/19 | Family Steam Night | 5 | 208.55 |
| 14 Astor, Craig | Hourly Teacher | Special Ed/Singh | misc hrry rate | 41.71 | 06/18/18 | 07/17/18 | Summer Program - ESY | 84 | 3,503.64 |
| 15 Bailey, Yvonne | Hourly Teacher | Curriculum/Corella | hourly rate | 44.74 | 08/17/18 | 08/20/18 | Staff Development | 12 | 536.88 |
| 16 Bailey, Yvonne | Hourly Teacher | Curriculum/Corella | hourly rate | 36.17 | 08/21/18 | 08/21/18 | Teacher Prep Day | 4 | 144.68 |
| 17 Baker, Daniel | Hourly Teacher | Cerro Villa/Ogan | misc hrry rate | 36.17 | 08/17/18 | 06/14/19 | Extra Duty | 20 | 723.40 |
| 18 Baker, Daniel | Hourly Teacher | Curriculum/Corella | hourly rate | 48.27 | 08/17/18 | 08/20/18 | Staff Development | 12 | 579.24 |
| 19 Baker, Daniel | Hourly Teacher | Curriculum/Corella | hourly rate | 36.17 | 08/21/18 | 08/21/18 | Teacher Prep Day | 4 | 144.68 |
| 20 Baker, Daniel | Hourly Teacher | Curriculum/Corella | hourly rate | 48.27 | 08/17/18 | 01/25/19 | Fall Semester 2018 | 651 | 31,423.77 |
| 21 Barks, Jayme | Teacher | Induction/Little | misc hrry rate | 41.71 | 08/13/18 | 08/30/18 | New Teacher Support | 2 | 83.42 |
| 22 Beauant, Carol | Teacher | Induction/Little | misc hrry rate | 41.71 | 08/13/18 | 08/30/18 | New Teacher Support | 3.5 | 145.99 |
| 23 Bergeron, Sandra | Teacher | Induction/Little | misc hrry rate | 41.71 | 08/13/18 | 08/30/18 | New Teacher Support | 2 | 83.42 |
| 24 Bergeron, Sandra | Teacher | Lampson/Angel | daily sub rate | 140.92 | 07/30/18 | 08/01/18 | STEM Summer Camp Professional Dev | 3 | 422.76 |
| 25 Blaker, Aaron | Teacher | Panorama/Mortansen | stipend | 88.60 | 10/23/18 | 10/26/18 | Outdoor Science Camp | 4 | 354.40 |
| 26 Bleitnerman, Christina | Teacher | Prospect/Hughson | misc hrry rate | 41.71 | 12/06/18 | 12/06/18 | Family Night | 5 | 208.55 |
| 27 Bleitnerman, Christina | Teacher | Prospect/Hughson | misc hrry rate | 41.71 | 04/25/19 | 04/25/19 | Family Steam Night | 5 | 208.55 |
| 28 Bleitnerman, Christina | Teacher | Prospect/Hughson | misc hrry rate | 41.71 | 08/13/18 | 08/13/18 | AVID Site Professional Development | 3 | 125.13 |
| 29 Blokdyk, Michele | Teacher | Curriculum/Corella | daily sub rate | 140.90 | 08/09/18 | 08/09/18 | Staff Development | 1 | 140.90 |
| 30 Bradshaw, Jodi | Teacher | Curriculum/Corella | daily sub rate | 140.90 | 08/09/18 | 08/09/18 | Staff Development | 1 | 140.90 |
| 31 Broaten, Vanessa | Teacher | Canyon HS/Abercrombie | period rate | 102.87 | 08/17/18 | 06/14/19 | Extra period | 185 | 19,031.51 |
| 32 Browning, Selena | Speech Pathologist | Special Ed/Singh | misc hrry rate | 41.71 | 07/06/18 | 08/02/18 | IEP Support | 8.5 | 354.54 |
| 33 Buttrey, Glenna | Teacher | Orange HS/McCuisition | misc hrry rate | 41.71 | 08/01/18 | 08/31/18 | Staff Development | 6 | 250.26 |
| 34 Cahill, John | Teacher | Induction/Little | misc hrry rate | 41.71 | 08/13/18 | 08/30/18 | New Teacher Support | 3.5 | 145.99 |
| 35 Campos, Misty | Teacher | Language Assessment/Rodriguez | misc hrry rate | 41.71 | 07/01/18 | 06/30/18 | Extra Support for various training | 100 | 4,171.00 |
| 36 Carcich, John | Teacher | Villa Park HS/Miller | stipend | 3,259.00 | 08/01/18 | 11/30/18 | Boys Waterpolo Coach | 1 | 3,259.00 |
| 37 Cardenas, Jennifer | Teacher | Curriculum/Corella | misc hrry rate | 41.71 | 07/01/18 | 06/30/18 | 21st Century Instructional Development | 40 | 1,688.40 |
| 38 Carpino, Remy | Teacher | Curriculum/Corella | misc hrry rate | 41.71 | 07/01/18 | 08/16/18 | Summer Instrumental Music preparation | 5 | 208.55 |
| 39 Chen, Julia | Teacher | Curriculum/Corella | daily sub rate | 140.90 | 08/09/18 | 08/09/18 | Staff Development | 1 | 140.90 |
| 40 Clubb, Carey | Hourly Teacher | Curriculum/Corella | hourly rate | 47.42 | 08/17/18 | 08/20/18 | Staff Development | 12 | 569.04 |
| 41 Clubb, Carey | Hourly Teacher | Curriculum/Corella | hourly rate | 42.72 | 08/17/18 | 01/25/19 | Fall Semester 2018 | 372 | 15,891.84 |
| 42 Coe, Antoinette | Teacher | Language Assessment/Rodriguez | misc hrry rate | 41.71 | 07/01/18 | 06/30/18 | Extra Support for various training | 100 | 4,171.00 |
| 43 Coe, Antoinette | Teacher | Language Assessment/Rodriguez | misc hrry rate | 41.71 | 08/01/18 | 12/31/18 | Extra Support for various training | 60 | 2,502.60 |
| 44 Connor, Scott | Teacher | Curriculum/Corella | daily sub rate | 140.92 | 08/06/18 | 08/06/18 | AVID Site team workshop | 1 | 140.92 |
| 45 Cross, Leslie | Teacher | Induction/Little | misc hrry rate | 41.71 | 08/13/18 | 08/30/18 | New Teacher Support | 2 | 83.42 |
| 46 Cuning-Jones, Janet | Teacher | Lampson/Angel | misc hrry rate | 41.71 | 08/16/18 | 08/16/18 | Staff Development | 3 | 125.13 |
| 47 Dan, Tri H | Hourly Teacher | Curriculum/Corella | hourly rate | 44.74 | 08/17/18 | 08/20/18 | Staff Development | 185 | 8,275.88 |

approved by the Board of Education.

Shirley Hansen
Gunn Marie Hansen, Ph.D.
Superintendent and Secretary
Orange Unified School District

Staff Responsibility:
Ed Kissee, Assistant Superintendent-Human Resource

CLASSIFIED AND CERTIFICATED PERSONNEL REPORT
CERTIFICATED PERSONNEL

| Name | Position | Administrative Unit | Schedule | Rate | Eff. From | Date To | Comments | # of Units | Salary |
|-------------------------|----------------|-------------------------------|----------------|----------|-----------|----------|--|------------|-----------|
| 48 Dan, Tri H | Hourly Teacher | Curriculum/Corella | hourly rate | 36.17 | 08/21/18 | 08/21/18 | Teacher Prep Day | 4 | 144.68 |
| 49 Dan, Tri H | Hourly Teacher | Curriculum/Corella | hourly rate | 44.74 | 08/17/18 | 01/25/19 | Fall Semester 2018 | 558 | 24,964.92 |
| 50 Davidson, Sidney | Teacher | Curriculum/Corella | daily sub rate | 140.92 | 06/28/18 | 06/30/18 | AVID Summer Institute | 3 | 422.76 |
| 51 De Leo, James | Hourly Teacher | Curriculum/Corella | hourly rate | 48.27 | 08/17/18 | 01/25/19 | Fall Semester 2018 | 651 | 31,423.77 |
| 52 De Leon, LaTanisha | Teacher | Curriculum/Corella | daily sub rate | 140.90 | 08/09/18 | 08/09/18 | Staff Development | 1 | 140.90 |
| 53 DeArmas, Christopher | Counselor | Portola MS/Katevas | misc hly rate | 41.71 | 07/18/18 | 08/01/18 | Professional Development | 10 | 417.10 |
| 54 Deckard, Carla | Teacher | Curriculum/Corella | daily sub rate | 140.90 | 08/09/18 | 08/09/18 | Staff Development | 1 | 140.90 |
| 55 Deleo, James | Hourly Teacher | Curriculum/Corella | hourly rate | 48.27 | 08/17/18 | 08/20/18 | Staff Development | 12 | 579.24 |
| 56 Deleo, James | Hourly Teacher | Curriculum/Corella | hourly rate | 36.17 | 08/21/18 | 08/21/18 | Teacher Prep Day | 4 | 144.68 |
| 57 Devine, Kelly | Teacher | Language Assessment/Rodriguez | misc hly rate | 41.71 | 07/01/18 | 08/30/18 | Professional Development | 68 | 2,836.28 |
| 58 Devine, Kelly | Teacher | Language Assessment/Rodriguez | misc hly rate | 41.71 | 07/01/18 | 06/30/19 | Extra Support for various training | 100 | 4,171.00 |
| 59 Dorf, Kristi | Teacher | Induction/Little | misc hly rate | 41.71 | 08/13/18 | 08/30/18 | New Teacher Support | 6 | 250.26 |
| 60 Dorf, Kristi | Teacher | Language Assessment/Rodriguez | misc hly rate | 41.71 | 07/01/18 | 06/30/19 | Extra Support for various training | 100 | 4,171.00 |
| 61 Dormer, Kim | Teacher | Induction/Little | misc hly rate | 41.71 | 08/13/18 | 08/30/18 | New Teacher Support | 2 | 83.42 |
| 62 Dukaj, Deli | Teacher | Portola MS/Katevas | detention rate | 28.26 | 08/21/18 | 06/14/19 | Detention | 80 | 2,260.80 |
| 63 Earley, Matthew | Teacher | Orange HS/McCuisition | misc hly rate | 41.71 | 08/01/18 | 08/31/18 | Staff Development | 6 | 250.26 |
| 64 Edmiston, Jennifer | Teacher | Prospect/Hughson | misc hly rate | 41.71 | 12/06/18 | 12/06/18 | Family Night | 5 | 208.55 |
| 65 Edmiston, Jennifer | Teacher | Prospect/Hughson | misc hly rate | 41.71 | 04/25/19 | 04/25/19 | Family Steam Night | 5 | 208.55 |
| 66 Edwards, Sean | Teacher | Induction/Little | misc hly rate | 41.71 | 08/13/18 | 08/30/18 | New Teacher Support | 3.5 | 145.99 |
| 67 Elkins, Jennifer | Teacher | Curriculum/Corella | daily sub rate | 140.90 | 08/09/18 | 08/09/18 | Staff Development | 1 | 140.90 |
| 68 Elliott, Nichole | Teacher | Curriculum/Corella | daily sub rate | 140.90 | 08/09/18 | 08/09/18 | Staff Development | 1 | 140.90 |
| 69 Elliott, Nicole | Teacher | Canyon HS/Abercrombie | period rate | 99.40 | 08/17/18 | 06/14/19 | Extra period | 185 | 18,388.08 |
| 70 Elson, Kristeena | Teacher | Cambridge/Lew | misc hly rate | 41.71 | 08/01/18 | 08/17/18 | Professional Development | 8 | 333.68 |
| 71 Emery, Eileen | Teacher | Curriculum/Corella | daily sub rate | 140.90 | 08/09/18 | 08/09/18 | Staff Development | 1 | 140.90 |
| 72 Encheff, Dana | Teacher | Curriculum/Corella | misc hly rate | 41.71 | 07/01/18 | 06/30/19 | 21st Century Instructional Development | 40 | 1,668.40 |
| 73 Feeney, Catherine | Teacher | Curriculum/Corella | daily sub rate | 140.90 | 08/09/18 | 08/09/18 | Staff Development | 1 | 140.90 |
| 74 Feeney, Catherine | Teacher | Crescent/Tamaki | misc hly rate | 41.71 | 08/01/18 | 06/14/19 | Classroom Move | 6 | 250.26 |
| 75 Fisher, Elizabeth | Teacher | Canyon HS/Abercrombie | period rate | 106.47 | 08/17/18 | 06/14/19 | Extra period | 185 | 19,697.69 |
| 76 Fitch, Melissa | Teacher | Curriculum/Corella | daily sub rate | 140.90 | 08/09/18 | 08/09/18 | Staff Development | 1 | 140.90 |
| 77 Flores, Paul | Teacher | Curriculum/Corella | daily sub rate | 140.92 | 07/30/18 | 08/01/18 | STEM Summer Camp Professional Dev | 3 | 422.76 |
| 78 Flores, Paul | Teacher | Curriculum/Corella | misc hly rate | 41.71 | 07/01/18 | 06/30/19 | 21st Century Instructional Development | 40 | 1,668.40 |
| 79 Fox, Thomas | Teacher | Athletics/Howard | stipend | 9,354.00 | 08/01/18 | 06/28/19 | District Sports Coordinator | 1 | 9,354.00 |
| 80 Fox, Thomas | Teacher | Villa Park HS/Miller | stipend | 5,850.00 | 08/01/18 | 06/30/19 | Girls Athletic Director | 1 | 5,850.00 |
| 81 Fox, Thomas | Teacher | Villa Park HS/Miller | stipend | 5,850.00 | 08/01/18 | 06/30/19 | Boys Athletic Director | 1 | 5,850.00 |
| 82 Fraser, Sabrina | Teacher | Home Hospital/Stanfield | misc hly rate | 41.71 | 08/22/18 | 06/13/19 | Home Hospital | 500 | 20,855.00 |
| 83 Fregoso, Carlos | Hourly Teacher | Curriculum/Corella | hourly rate | 42.72 | 08/17/18 | 08/20/18 | Staff Development | 12 | 512.64 |
| 84 Fregoso, Carlos | Hourly Teacher | Curriculum/Corella | hourly rate | 36.17 | 08/21/18 | 08/21/18 | Teacher Prep Day | 4 | 144.68 |
| 85 Fregoso, Carlos | Hourly Teacher | CTE/Corella | hourly rate | 42.72 | 08/17/18 | 01/25/19 | Fall Semester 2018 | 419 | 17,878.32 |
| 86 Funderburke, Jessica | Teacher | Curriculum/Corella | daily sub rate | 140.90 | 08/09/18 | 08/09/18 | Staff Development | 1 | 140.90 |
| 87 Gellatly, Elizabeth | Teacher | Curriculum/Corella | daily sub rate | 140.90 | 08/09/18 | 08/09/18 | Staff Development | 1 | 140.90 |
| 88 Goldman, Michelle | Teacher | Portola MS/Katevas | detention rate | 28.26 | 08/21/18 | 06/14/19 | Detention | 80 | 2,260.80 |
| 89 Goldman, Missy | Teacher | Induction/Little | misc hly rate | 41.71 | 08/13/18 | 08/30/18 | New Teacher Support | 2 | 83.42 |
| 90 Gomez, Andrew | Hourly Teacher | Curriculum/Corella | hourly rate | 48.27 | 08/17/18 | 08/20/18 | Staff Development | 12 | 579.24 |
| 91 Gomez, Andrew | Hourly Teacher | Curriculum/Corella | hourly rate | 36.17 | 08/21/18 | 08/21/18 | Teacher Prep Day | 4 | 144.68 |
| 92 Gomez, Andrew | Hourly Teacher | Curriculum/Corella | hourly rate | 48.27 | 08/17/18 | 01/25/19 | Fall Semester 2018 | 558 | 26,934.66 |
| 93 Graham, Alex | Teacher | Canyon HS/Abercrombie | period rate | 89.65 | 08/17/18 | 06/14/19 | Extra period | 185 | 16,584.88 |
| 94 Green, Michael | Hourly Teacher | Curriculum/Corella | hourly rate | 44.74 | 08/17/18 | 08/20/18 | Staff Development | 12 | 536.88 |
| 95 Green, Michael | Hourly Teacher | Curriculum/Corella | hourly rate | 36.17 | 08/21/18 | 08/21/18 | Teacher Prep Day | 4 | 144.68 |
| 96 Green, Michael | Hourly Teacher | Curriculum/Corella | hourly rate | 44.74 | 08/17/18 | 01/25/19 | Fall Semester 2018 | 558 | 26,934.66 |
| 97 Greene, Andrea | Hourly Teacher | Curriculum/Corella | hourly rate | 48.27 | 08/17/18 | 08/20/18 | Staff Development | 12 | 536.88 |

It is to certify that this item was approved by the Board of Education.

Marie Hansen
Gunn Marie Hansen, Ph.D.
Superintendent and Secretary
Orange Unified School District

Staff Responsibility:
Ed Kisse, Assistant Superintendent-Human Resource

| Name | Position | Administrative Unit | Schedule | Rate | Eff. From | Date To | Comments | # of Units | Salary |
|---------------------------------|----------------|-----------------------|----------------|----------|-----------|----------|--|------------|-----------|
| 98 Greene, Andrea | Hourly Teacher | Curriculum/Corella | hourly rate | 36.17 | 08/21/18 | 08/21/18 | Teacher Prep Day | 4 | 144.68 |
| 99 Greene, Andrea | Hourly Teacher | Curriculum/Corella | hourly rate | 48.27 | 08/17/18 | 01/25/19 | Fall Semester 2018 | 465 | 22,445.55 |
| 100 Gwatiney, Christine | Teacher | Panorama/Mortansen | stipend | 88.60 | 10/23/18 | 10/28/18 | Outdoor Science Camp | 4 | 354.40 |
| 101 Hall, Jessica | Teacher | Portola MS/Katevas | detention rate | 28.26 | 08/21/18 | 06/14/19 | Detention | 80 | 2,260.80 |
| 102 Hamilton, Jacob | Teacher | Curriculum/Corella | misc hrly rate | 41.71 | 07/01/18 | 08/16/18 | Summer Instrumental Music preparation | 5 | 208.55 |
| 103 Hanke, Rhonda | Hourly Teacher | Curriculum/Corella | hourly rate | 44.74 | 08/17/18 | 08/20/18 | Staff Development | 12 | 536.88 |
| 104 Hanke, Rhonda | Hourly Teacher | Curriculum/Corella | hourly rate | 36.17 | 08/21/18 | 08/21/18 | Teacher Prep Day | 4 | 144.68 |
| 105 Hanke, Rhonda | Hourly Teacher | Curriculum/Corella | hourly rate | 44.74 | 08/17/18 | 01/25/19 | Fall Semester 2018 | 651 | 29,125.74 |
| 106 Haug, John | Teacher | El Modena HS/Richards | misc hrly rate | 41.71 | 08/20/18 | 06/30/19 | Curriculum Development | 30 | 1,251.30 |
| 107 Helmer, Mary | Teacher | Espanade/Yokoyama | misc hrly rate | 41.71 | 07/30/18 | 08/10/18 | Summer Tutoring Program | 2.5 | 104.28 |
| 108 Hempel, Benjamin | Teacher | Induction/Little | misc hrly rate | 41.71 | 08/13/18 | 08/30/18 | New Teacher Support | 2 | 83.42 |
| 109 Herbert, Laura | Teacher | Induction/Little | misc hrly rate | 41.71 | 08/13/18 | 08/30/18 | New Teacher Support | 6 | 250.26 |
| 110 Herbert, Laura | Teacher | Induction/Little | misc hrly rate | 41.71 | 08/13/18 | 08/30/18 | New Teacher Support | 185 | 16,940.45 |
| 111 Hermes, Anita | Teacher | Orange HS/McCuisition | period rate | 91.57 | 08/17/18 | 06/14/19 | Extra period | 1 | 140.90 |
| 112 Hernandez, Cristina | Teacher | Curriculum/Corella | daily sub rate | 140.90 | 08/09/18 | 08/09/18 | Staff Development | 20 | 884.20 |
| 113 Higuera, Ashley | Hourly Teacher | Curriculum/Corella | hourly rate | 41.71 | 08/17/18 | 06/14/19 | Tutorial Support | 12 | 579.24 |
| 114 Higuera, Ashley | Hourly Teacher | Curriculum/Corella | hourly rate | 36.17 | 08/21/18 | 08/21/18 | Teacher Prep Day | 4 | 144.68 |
| 115 Higuera, Ashley | Hourly Teacher | Curriculum/Corella | hourly rate | 48.27 | 08/17/18 | 01/25/19 | Fall Semester 2018 | 372 | 17,956.44 |
| 116 Higuera-Oakes, Ashley | Teacher | Athletics/Howard | stipend | 5,850.00 | 08/01/18 | 06/14/19 | Girls Athletic Trainer - CHS | 1 | 5,850.00 |
| 117 Hoffmann, Ted | Teacher | Prospect/Hughson | misc hrly rate | 41.71 | 12/06/18 | 12/06/18 | Family Night | 5 | 208.55 |
| 118 Hoffmann, Ted | Teacher | Prospect/Hughson | misc hrly rate | 41.71 | 04/25/19 | 04/25/19 | Family Steam Night | 5 | 208.55 |
| 119 Hoffmann, Ted | Teacher | Prospect/Hughson | misc hrly rate | 41.71 | 08/13/18 | 08/13/18 | AVID Site Professional Development | 3 | 125.13 |
| 120 Howerton, Jennifer | Hourly Teacher | Curriculum/Corella | hourly rate | 41.96 | 08/17/18 | 08/20/18 | Staff Development | 12 | 503.52 |
| 121 Howerton, Jennifer | Hourly Teacher | Curriculum/Corella | hourly rate | 36.17 | 08/21/18 | 08/21/18 | Teacher Prep Day | 4 | 144.68 |
| 122 Howerton, Jennifer | Hourly Teacher | Curriculum/Corella | hourly rate | 40.15 | 08/17/18 | 01/25/19 | Fall Semester 2018 | 93 | 3,733.95 |
| 123 Hoy, Lisa | Teacher | Lampson/Angel | misc hrly rate | 41.71 | 08/16/18 | 08/16/18 | Staff Development | 1.5 | 62.57 |
| 124 Hunsberger-Gonzales, Lauren | Teacher | Curriculum/Corella | misc hrly rate | 41.71 | 07/01/18 | 08/30/19 | 21st Century Instructional Development | 40 | 1,668.40 |
| 125 Jones, Lindsey | Teacher | Orange HS/McCuisition | misc hrly rate | 41.71 | 08/01/18 | 06/30/18 | Staff Development | 6 | 250.26 |
| 126 Kavanagh, Kasey | Hourly Teacher | Curriculum/Corella | hourly rate | 40.15 | 08/17/18 | 01/25/19 | Fall Semester 2018 | 279 | 11,201.85 |
| 127 Kavanagh, Kasey | Hourly Teacher | Curriculum/Corella | hourly rate | 40.15 | 08/17/18 | 08/20/18 | Staff Development | 12 | 481.80 |
| 128 Kavanagh, Kasey | Hourly Teacher | Curriculum/Corella | hourly rate | 36.17 | 08/21/18 | 08/21/18 | Teacher Prep Day | 4 | 144.68 |
| 129 Kempkes, Emily | Teacher | Induction/Little | misc hrly rate | 41.71 | 08/13/18 | 08/30/18 | New Teacher Support | 2 | 83.42 |
| 130 Kenyon, Kami | Teacher | Orange HS/McCuisition | misc hrly rate | 41.71 | 08/01/18 | 08/31/18 | Staff Development | 9 | 375.39 |
| 131 Kilgore, Patrick | Hourly Teacher | Curriculum/Corella | hourly rate | 42.72 | 08/17/18 | 08/20/18 | Staff Development | 12 | 512.64 |
| 132 Kilgore, Patrick | Hourly Teacher | Curriculum/Corella | hourly rate | 36.17 | 08/21/18 | 08/21/18 | Teacher Prep Day | 4 | 144.68 |
| 133 Kilgore, Patrick | Hourly Teacher | Curriculum/Corella | hourly rate | 42.72 | 08/17/18 | 01/25/19 | Fall Semester 2018 | 558 | 23,837.76 |
| 134 Kim, Jennifer | Teacher | Induction/Little | misc hrly rate | 41.71 | 08/13/18 | 08/30/18 | New Teacher Support | 2 | 83.42 |
| 135 Klein, Maile | Hourly Teacher | Curriculum/Corella | hourly rate | 48.27 | 08/17/18 | 08/30/18 | Staff Development | 12 | 579.24 |
| 136 Klein, Maile | Hourly Teacher | Curriculum/Corella | hourly rate | 36.17 | 08/21/18 | 08/21/18 | Teacher Prep Day | 4 | 144.68 |
| 137 Lake, Jeffrey | Teacher | Orange HS/McCuisition | misc hrly rate | 41.71 | 08/01/18 | 08/31/18 | Staff Development | 6 | 250.26 |
| 138 Lantigne, Haley | Hourly Teacher | Curriculum/Corella | hourly rate | 48.27 | 08/17/18 | 08/20/18 | Staff Development | 12 | 579.24 |
| 139 Lantigne, Haley | Hourly Teacher | Curriculum/Corella | hourly rate | 36.17 | 08/21/18 | 08/21/18 | Teacher Prep Day | 4 | 144.68 |
| 140 Lantigne, Haley | Hourly Teacher | Curriculum/Corella | hourly rate | 48.27 | 08/17/18 | 01/25/19 | Fall Semester 2018 | 372 | 17,956.44 |
| 141 Lantz, Leigh | Teacher | Prospect/Hughson | misc hrly rate | 41.71 | 12/06/18 | 12/06/18 | Family Night | 5 | 208.55 |
| 142 Larios, Leigh | Teacher | Prospect/Hughson | misc hrly rate | 41.71 | 04/25/19 | 04/25/19 | Family Steam Night | 5 | 208.55 |
| 143 Larios, Juan Pablo | Hourly Teacher | Curriculum/Corella | hourly rate | 48.27 | 08/17/18 | 08/20/18 | Staff Development | 12 | 579.24 |
| 144 Larios, Juan Pablo | Hourly Teacher | Curriculum/Corella | hourly rate | 36.17 | 08/21/18 | 08/21/18 | Teacher Prep Day | 4 | 144.68 |
| 145 Larios, Juan Pablo | Hourly Teacher | Curriculum/Corella | hourly rate | 48.27 | 08/17/18 | 01/25/19 | Fall Semester 2018 | 558 | 26,934.66 |
| 146 Lee, Julie | Teacher | Richland/Simonovski | misc hrly rate | 41.71 | 08/17/18 | 06/14/18 | Tutorial Support | 1 | 88.40 |
| 147 Lee, Julie | Counselor | Richland/Simonovski | misc hrly rate | 41.71 | 09/01/18 | 09/30/18 | WASC Support | 1 | 147.10 |

This is to certify that this item was approved by the Board of Education.

Maria Hansen
Gunn Marie Hansen, Ph.D.
Superintendent and Secretary
Orange Unified School District

Staff Responsibility:
Ed Kisse, Assistant Superintendent-Human Resource

CLASSIFIED AND CERTIFICATED PERSONNEL REPORT
CERTIFICATED PERSONNEL

| Name | Position | Administrative Unit | Schedule | Rate | Eff. From | Date To | Comments | # of Units | Salary |
|----------------------|----------------|------------------------|----------------|----------|-----------|----------|--|------------|-----------|
| 148 Lee, Julie | Counselor | Richland/Simonovski | misc hry rate | 41.71 | 08/22/18 | 06/13/19 | College Night & FAFSA Support | 10 | 417.10 |
| 149 Lee, Louann | Teacher | Curriculum/Corella | daily sub rate | 140.90 | 08/09/18 | 08/09/18 | Staff Development | 1 | 140.90 |
| 150 Lee, Louann | Teacher | Prospect/Hughson | misc hry rate | 41.71 | 12/06/18 | 12/06/18 | Family Night | 5 | 208.55 |
| 151 Lee, Louann | Teacher | Prospect/Hughson | misc hry rate | 41.71 | 04/25/19 | 04/25/19 | Family Steam Night | 5 | 208.55 |
| 152 Lewis, Tami | Teacher | Curriculum/Corella | daily sub rate | 140.90 | 08/09/18 | 08/09/18 | Staff Development | 1 | 140.90 |
| 153 Linares, Paul | Hourly Teacher | Curriculum/Corella | hourly rate | 42.72 | 08/17/18 | 08/20/18 | Staff Development | 12 | 512.64 |
| 154 Linares, Paul | Hourly Teacher | Curriculum/Corella | hourly rate | 36.17 | 08/21/18 | 08/21/18 | Teacher Prep Day | 4 | 144.68 |
| 155 Linares, Paul | Hourly Teacher | CTE/Corella | hourly rate | 42.72 | 08/17/18 | 01/25/19 | Fall Semester 2018 | 558 | 23,837.76 |
| 156 Linen, Sarah | Teacher | El Modena HS/Richards | period rate | 52.08 | 08/17/18 | 06/14/19 | Extra period | 185 | 9,635.17 |
| 157 Lloyd, Katherine | Teacher | Curriculum/Corella | misc hry rate | 41.71 | 07/01/18 | 06/30/19 | 21st Century Instructional Development | 40 | 1,668.40 |
| 158 Lobato, Robert | Hourly Teacher | Curriculum/Corella | hourly rate | 40.15 | 08/17/18 | 08/20/18 | Staff Development | 12 | 481.80 |
| 159 Lobato, Robert | Hourly Teacher | Curriculum/Corella | hourly rate | 36.17 | 08/21/18 | 08/21/18 | Teacher Prep Day | 4 | 144.68 |
| 160 Lofink, Mark | Teacher | Athletics/Howard | stipend | 5,850.00 | 08/01/18 | 06/14/19 | Boys Athletic Trainer - CHS | 1 | 5,850.00 |
| 161 Longordo, Robyn | Teacher | Curriculum/Corella | daily sub rate | 140.90 | 08/09/18 | 08/09/18 | Staff Development | 1 | 140.90 |
| 162 Lopez, Kim | Teacher | Prospect/Hughson | misc hry rate | 41.71 | 12/06/18 | 12/06/18 | Family Night | 5 | 208.55 |
| 163 Lopez, Kim | Teacher | Prospect/Hughson | misc hry rate | 41.71 | 04/25/19 | 04/25/19 | Family Steam Night | 5 | 208.55 |
| 164 Lopez, Kim | Teacher | Prospect/Hughson | misc hry rate | 41.71 | 08/13/18 | 08/13/18 | AVID Site Professional Development | 3 | 125.13 |
| 165 Lorenzo, Alma | Teacher | Curriculum/Corella | daily sub rate | 140.92 | 08/06/18 | 08/06/18 | AVID Site team workshop | 1 | 140.92 |
| 166 Lumb, Craig | Teacher | El Modena HS/Richards | daily sub rate | 438.00 | 04/01/18 | 06/30/18 | Boys Waterpolo Coach | 1 | 438.00 |
| 167 MacDonald, Mendy | Teacher | Palmyra/Godsey | misc hry rate | 41.71 | 08/06/18 | 08/10/18 | CSUF College for Kids | 8 | 333.68 |
| 168 Matson, Jeanne | Teacher | Prospect/Hughson | misc hry rate | 41.71 | 12/06/18 | 12/06/18 | Family Night | 5 | 208.55 |
| 169 Matson, Jeanne | Teacher | Prospect/Hughson | misc hry rate | 41.71 | 04/25/19 | 04/25/19 | Family Steam Night | 5 | 208.55 |
| 170 Matson, Jeanne | Teacher | Prospect/Hughson | misc hry rate | 41.71 | 08/13/18 | 08/13/18 | AVID Site Professional Development | 3 | 125.13 |
| 171 McAleer, Barry | Teacher | Canyon HS/Abercrombie | period rate | 102.87 | 08/17/18 | 06/14/19 | Extra period | 185 | 19,031.51 |
| 172 McGuire, Akira | Teacher | Prospect/Hughson | misc hry rate | 41.71 | 12/06/18 | 12/06/18 | Family Night | 5 | 208.55 |
| 173 McGuire, Akira | Teacher | Prospect/Hughson | misc hry rate | 41.71 | 04/25/19 | 04/25/19 | Family Steam Night | 5 | 208.55 |
| 174 McGuire, Akira | Teacher | Prospect/Hughson | misc hry rate | 41.71 | 08/13/18 | 08/13/18 | AVID Site Professional Development | 3 | 125.13 |
| 175 Medina, Daniela | Teacher | Athletics/Howard | stipend | 3,546.00 | 07/01/18 | 06/30/19 | Boys Athletic Trainer - CHS | 1 | 3,546.00 |
| 176 Medina, Daniela | Teacher | Athletics/Howard | stipend | 3,546.00 | 07/01/18 | 06/30/19 | Girls Athletic Trainer - CHS | 1 | 3,546.00 |
| 177 Medina, Daniela | Hourly Teacher | Curriculum/Corella | hourly rate | 44.74 | 08/17/18 | 08/20/18 | Staff Development | 12 | 536.88 |
| 178 Medina, Daniela | Hourly Teacher | Curriculum/Corella | hourly rate | 36.17 | 08/21/18 | 08/21/18 | Teacher Prep Day | 4 | 144.68 |
| 179 Medina, Daniela | Teacher | Canyon HS/Abercrombie | stipend | 1,200.00 | 06/01/18 | 07/31/18 | Football Trainer | 1 | 1,200.00 |
| 180 Medina, Daniela | Hourly Teacher | Curriculum/Corella | hourly rate | 44.74 | 08/17/18 | 01/25/19 | Fall Semester 2018 | 372 | 16,643.28 |
| 181 Mendoza, Jesus | Teacher | Lampson/Angel | misc hry rate | 41.71 | 08/16/18 | 08/16/18 | Staff Development | 3 | 125.13 |
| 182 Merkow, Karen | Sub Principal | Various Schools/Kissee | daily sub rate | 603.42 | 09/01/18 | 06/13/19 | Principal Professional Development | 10 | 6,034.22 |
| 183 Meyer, Peggy | Hourly Teacher | Curriculum/Corella | hourly rate | 48.27 | 08/17/18 | 08/20/18 | Staff Development | 12 | 579.24 |
| 184 Meyer, Peggy | Hourly Teacher | Curriculum/Corella | hourly rate | 36.17 | 08/21/18 | 08/21/18 | Teacher Prep Day | 4 | 144.68 |
| 185 Meyer, Peggy | Hourly Teacher | Curriculum/Corella | hourly rate | 48.27 | 08/17/18 | 01/25/19 | Fall Semester 2018 | 465 | 22,445.55 |
| 186 Meza, Daniel | Hourly Teacher | Curriculum/Corella | hourly rate | 42.72 | 08/17/18 | 08/20/18 | Staff Development | 12 | 512.64 |
| 187 Meza, Daniel | Hourly Teacher | Curriculum/Corella | hourly rate | 36.17 | 08/21/18 | 08/21/18 | Teacher Prep Day | 4 | 144.68 |
| 188 Meza, Daniel | Hourly Teacher | Curriculum/Corella | hourly rate | 42.72 | 08/17/18 | 01/25/19 | Fall Semester 2018 | 558 | 23,837.76 |
| 189 Moberly, Gina | Teacher | Nohl Canyon/Bosworth | misc hry rate | 41.71 | 08/24/18 | 06/14/19 | After School Robotics | 35 | 1,459.85 |
| 190 Mooney, Carol | Teacher | Induction/Little | misc hry rate | 41.71 | 08/13/18 | 08/30/18 | New Teacher Support | 3.5 | 145.99 |
| 191 Moore, DeAnna | Teacher | Induction/Little | misc hry rate | 41.71 | 08/13/18 | 08/30/18 | New Teacher Support | 2 | 83.42 |
| 192 Moore, Natalie | Teacher | Canyon HS/Abercrombie | daily sub rate | 500.00 | 08/01/18 | 08/14/18 | ASB Leadership Camp | 1 | 500.00 |
| 193 Moore, Natalie | Hourly Teacher | Curriculum/Corella | hourly rate | 44.74 | 08/17/18 | 08/20/18 | Staff Development | 12 | 536.88 |
| 194 Moore, Natalie | Hourly Teacher | Curriculum/Corella | hourly rate | 36.17 | 08/21/18 | 08/21/18 | Teacher Prep Day | 4 | 144.68 |
| 195 Moore, Natalie | Hourly Teacher | Curriculum/Corella | hourly rate | 44.74 | 08/17/18 | 01/25/19 | Fall Semester 2018 | 568 | 24,984.92 |
| 196 Morgan, Melissa | Teacher | Curriculum/Corella | daily sub rate | 140.92 | 08/01/18 | 08/03/18 | AVID Summer Institute | 1 | 422.76 |
| 197 Morrell, Susan | Teacher | Portola MS/Katevas | detention rate | 28.26 | 08/21/18 | 06/14/19 | Detention | 260.80 | 7,389.96 |

Marie Hansen
Gunn Marie Hansen, Ph.D.
Superintendent and Secretary
Orange Unified School District

THIS IS TO CERTIFY THAT THIS ITEM WAS APPROVED BY THE BOARD OF EDUCATION.

CLASSIFIED AND CERTIFICATED PERSONNEL REPORT
CERTIFICATED PERSONNEL

| Name | Position | Administrative Unit | Schedule | Rate | Eff. From | Date To | Comments | # of Units | Salary |
|-------------------------------|----------------|-----------------------|----------------|--------|-----------|----------|--|------------|-----------|
| 198 Moscos, Ashley | Teacher | Prospect/Hughson | misc hly rate | 41.71 | 12/06/18 | 12/06/18 | Family Night | 5 | 208.55 |
| 199 Moscos, Ashley | Teacher | Prospect/Hughson | misc hly rate | 41.71 | 04/25/19 | 04/25/19 | Family Steam Night | 5 | 208.55 |
| 200 Moss, Durrell | Hourly Teacher | Curriculum/Corella | hourly rate | 48.27 | 08/17/18 | 08/20/18 | Staff Development | 12 | 579.24 |
| 201 Moss, Durrell | Hourly Teacher | Curriculum/Corella | hourly rate | 36.17 | 08/21/18 | 08/21/18 | Teacher Prep Day | 4 | 144.68 |
| 202 Moss, Durrell | Hourly Teacher | Curriculum/Corella | hourly rate | 48.27 | 08/17/18 | 01/25/19 | Fall Semester 2018 | 465 | 22,445.55 |
| 203 Mulder, Kristen | Hourly Teacher | Curriculum/Corella | hourly rate | 48.27 | 08/17/18 | 08/20/18 | Staff Development | 12 | 579.24 |
| 204 Mulder, Kristen | Hourly Teacher | Curriculum/Corella | hourly rate | 36.17 | 08/21/18 | 08/21/18 | Teacher Prep Day | 4 | 144.68 |
| 205 Mulder, Kristen | Hourly Teacher | Curriculum/Corella | hourly rate | 48.27 | 08/17/18 | 01/25/19 | Fall Semester 2018 | 744 | 35,912.88 |
| 206 Mullings, Kelsey | Hourly Teacher | Curriculum/Corella | hourly rate | 44.74 | 08/17/18 | 08/20/18 | Staff Development | 12 | 536.88 |
| 207 Mullings, Kelsey | Hourly Teacher | Curriculum/Corella | hourly rate | 36.17 | 08/21/18 | 08/21/18 | Teacher Prep Day | 4 | 144.68 |
| 208 Mullings, Kelsey | Hourly Teacher | Curriculum/Corella | hourly rate | 44.74 | 08/17/18 | 01/25/19 | Fall Semester 2018 | 558 | 24,964.92 |
| 209 Nghiem, Quynh | Teacher | Lampson/Angel | misc hly rate | 41.71 | 08/16/18 | 08/16/18 | Staff Development | 3 | 125.13 |
| 210 Nii, Theresa | Hourly Teacher | CTE/Corella | hourly rate | 48.27 | 08/17/18 | 01/25/19 | Fall Semester 2018 | 744 | 35,912.88 |
| 211 Norris, Sarah | Teacher | Curriculum/Corella | daily sub rate | 140.90 | 08/09/18 | 08/09/18 | Staff Development | 1 | 140.90 |
| 212 Ohman, Debi | Teacher | Curriculum/Corella | daily sub rate | 140.90 | 08/09/18 | 08/09/18 | Staff Development | 1 | 140.90 |
| 213 Ohman, Debi | Teacher | Crescent/Tamaki | misc hly rate | 41.71 | 08/01/18 | 08/30/18 | Classroom Move | 6 | 250.26 |
| 214 Papacosta, Shannon | Teacher | Curriculum/Corella | daily sub rate | 140.90 | 08/09/18 | 08/09/18 | Staff Development | 1 | 140.90 |
| 215 Papacosta, Shannon | Teacher | Prospect/Hughson | misc hly rate | 41.71 | 12/06/18 | 12/06/18 | Family Night | 5 | 208.55 |
| 216 Papacosta, Shannon | Teacher | Prospect/Hughson | misc hly rate | 41.71 | 04/25/19 | 04/25/19 | Family Steam Night | 5 | 208.55 |
| 217 Papin, Lisa | Teacher | Induction/Little | misc hly rate | 41.71 | 08/13/18 | 08/30/18 | New Teacher Support | 2 | 83.42 |
| 218 Parra, Benjamin | Hourly Teacher | Curriculum/Corella | hourly rate | 48.27 | 08/17/18 | 08/20/18 | Staff Development | 12 | 579.24 |
| 219 Parra, Benjamin | Hourly Teacher | Curriculum/Corella | hourly rate | 36.17 | 08/21/18 | 08/21/18 | Teacher Prep Day | 4 | 144.68 |
| 220 Parra, Benjamin | Hourly Teacher | Curriculum/Corella | hourly rate | 48.27 | 08/17/18 | 01/25/19 | Fall Semester 2018 | 558 | 26,934.66 |
| 221 Pathak, Pratibha | Hourly Teacher | Curriculum/Corella | hourly rate | 42.72 | 08/17/18 | 08/20/18 | Staff Development | 12 | 512.64 |
| 222 Pathak, Pratibha | Hourly Teacher | Curriculum/Corella | hourly rate | 36.17 | 08/21/18 | 08/21/18 | Teacher Prep Day | 4 | 144.68 |
| 223 Pathak, Pratibha | Hourly Teacher | CTE/Corella | hourly rate | 42.72 | 08/17/18 | 01/25/19 | Fall Semester 2018 | 558 | 23,837.76 |
| 224 Pena, Richard | Hourly Teacher | Curriculum/Corella | hourly rate | 47.42 | 08/17/18 | 08/20/18 | Staff Development | 12 | 569.04 |
| 225 Pena, Richard | Hourly Teacher | Curriculum/Corella | hourly rate | 36.17 | 08/21/18 | 08/21/18 | Teacher Prep Day | 4 | 144.68 |
| 226 Pena, Richard | Hourly Teacher | Curriculum/Corella | hourly rate | 47.42 | 08/17/18 | 08/21/18 | Teacher Prep Day | 4 | 144.68 |
| 227 Peterson, Deldra | Teacher | Curriculum/Corella | hourly rate | 47.42 | 08/17/18 | 01/25/19 | Fall Semester 2018 | 279 | 13,230.18 |
| 228 Pettibone, Sharon | Teacher | Curriculum/Corella | hourly rate | 47.42 | 08/17/18 | 01/25/19 | Fall Semester 2018 | 40 | 1,668.40 |
| 229 Pratt, Breanna | Teacher | Prospect/Hughson | misc hly rate | 41.71 | 07/01/18 | 06/30/19 | 21st Century Instructional Development | 1 | 140.90 |
| 230 Pratt, Breanna | Teacher | Prospect/Hughson | misc hly rate | 140.90 | 08/09/18 | 08/09/18 | Family Night | 5 | 208.55 |
| 231 Ramus, Richard | Hourly Teacher | Cerro Villa/Ogan | misc hly rate | 41.71 | 04/25/19 | 04/25/19 | Family Steam Night | 5 | 208.55 |
| 232 Ramus, Richard | Hourly Teacher | Curriculum/Corella | misc hly rate | 36.17 | 08/17/18 | 06/14/19 | Extra Duty | 24 | 868.08 |
| 233 Ramus, Richard | Hourly Teacher | Curriculum/Corella | hourly rate | 40.15 | 08/17/18 | 08/20/18 | Staff Development | 12 | 481.80 |
| 234 Ramus, Richard | Hourly Teacher | Curriculum/Corella | hourly rate | 36.17 | 08/21/18 | 08/21/18 | Teacher Prep Day | 4 | 144.68 |
| 235 Razafimanandimby, Allison | Teacher | Curriculum/Corella | hourly rate | 40.15 | 08/17/18 | 01/25/19 | Fall Semester 2018 | 279 | 11,201.85 |
| 236 Razafimanandimby, Allison | Teacher | Prospect/Hughson | daily sub rate | 140.90 | 08/09/18 | 08/09/18 | Staff Development | 1 | 140.90 |
| 237 Razafimanandimby, Allison | Teacher | Prospect/Hughson | misc hly rate | 41.71 | 12/06/18 | 12/06/18 | Family Night | 5 | 208.55 |
| 238 Reid, Andrea | Teacher | Induction/Little | misc hly rate | 41.71 | 08/13/18 | 08/30/18 | New Teacher Support | 2 | 83.42 |
| 239 Reta, Cindy | Teacher | Induction/Little | misc hly rate | 41.71 | 08/13/18 | 08/30/18 | New Teacher Support | 2 | 83.42 |
| 240 Rivas, Rachael | Teacher | Orange HS/McCuisition | misc hly rate | 41.71 | 08/13/18 | 08/30/18 | New Teacher Support | 2 | 83.42 |
| 241 Rivera, Loreen | Teacher | El Modena HS/Richards | period rate | 78.98 | 08/17/18 | 06/14/19 | Extra period | 3 | 125.13 |
| 242 Rizzo, Karen | Teacher | Curriculum/Corella | daily sub rate | 140.92 | 08/06/18 | 08/06/18 | AVID Site team workshop | 185 | 14,611.12 |
| 243 Robertson, Zipporah | Hourly Teacher | Curriculum/Corella | hourly rate | 40.87 | 08/17/18 | 08/20/18 | Staff Development | 12 | 140.92 |
| 244 Robertson, Zipporah | Hourly Teacher | Curriculum/Corella | hourly rate | 36.17 | 08/21/18 | 08/21/18 | Teacher Prep Day | 4 | 144.68 |
| 245 Robertson, Zipporah | Hourly Teacher | Curriculum/Corella | hourly rate | 40.87 | 08/17/18 | 01/25/19 | Fall Semester 2018 | 523 | 5,203.64 |
| 246 Rodman, Richard | Hourly Teacher | Curriculum/Corella | hourly rate | 40.87 | 08/17/18 | 08/20/18 | Staff Development | 12 | 490.44 |
| 247 Rodman, Richard | Hourly Teacher | Curriculum/Corella | hourly rate | 36.17 | 08/21/18 | 08/21/18 | Teacher Prep Day | 4 | 144.68 |

Marie Hansen
Gunn Marie Hansen, Ph.D.
Superintendent and Secretary
Orange Unified School District

To certify that this item was approved by the Board of Education, 144.68

Staff Responsibility:
Ed Kisee, Assistant Superintendent-Human Resource

CLASSIFIED AND CERTIFICATED PERSONNEL REPORT
CERTIFICATED PERSONNEL

| Name | Position | Administrative Unit | Schedule | Rate | Eff. From | Date To | Comments | # of Units | Salary |
|------------------------------|----------------|-------------------------------|----------------|----------|-----------|----------|------------------------------------|------------|-----------|
| 248 Rodman, Richard | Hourly Teacher | Curriculum/Corella | hourly rate | 48.27 | 08/17/18 | 01/25/19 | Fall Semester 2018 | 558 | 26,934.66 |
| 249 Rodriguez, Frank | Teacher | Portola MS/Katevas | misc hry rate | 21.20 | 08/21/18 | 06/14/19 | Noon Supervision | 100 | 2,120.00 |
| 250 Rodriguez, Frank | Teacher | Portola MS/Katevas | detention rate | 28.26 | 08/21/18 | 06/14/19 | Detention | 80 | 2,260.80 |
| 251 Rossel, Summer | Hourly Teacher | Curriculum/Corella | hourly rate | 40.87 | 08/17/18 | 01/25/19 | Fall Semester 2018 | 372 | 15,203.64 |
| 252 Roth, Todd | Teacher | Induction/Little | misc hry rate | 41.71 | 08/13/18 | 08/30/18 | New Teacher Support | 2 | 83.42 |
| 253 Rulon, Kenneth | Hourly Teacher | Curriculum/Corella | hourly rate | 44.74 | 08/17/18 | 08/20/18 | Staff Development | 12 | 536.88 |
| 254 Rulon, Kenneth | Hourly Teacher | Curriculum/Corella | hourly rate | 36.17 | 08/21/18 | 08/21/18 | Teacher Prep Day | 4 | 144.68 |
| 255 Rulon, Kenneth | Hourly Teacher | Curriculum/Corella | hourly rate | 44.74 | 08/17/18 | 01/25/19 | Fall Semester 2018 | 372 | 16,643.28 |
| 256 Rutledge, Pat | Teacher | Curriculum/Corella | daily sub rate | 140.90 | 08/09/18 | 08/09/18 | Staff Development | 1 | 140.90 |
| 257 Salas, Jennifer | Teacher | Language Assessment/Rodriguez | misc hry rate | 41.71 | 07/01/18 | 06/30/19 | Extra Support for various training | 100 | 4,171.00 |
| 258 Salio, Christopher | Teacher | Villa Park HS/Miller | stipend | 3,222.00 | 08/01/18 | 11/30/18 | Girls Golf Coach | 1 | 3,222.00 |
| 259 Sanchez, Carlos | Hourly Teacher | Curriculum/Corella | hourly rate | 48.27 | 08/17/18 | 08/20/18 | Staff Development | 12 | 579.24 |
| 260 Sanchez, Carlos | Hourly Teacher | Curriculum/Corella | hourly rate | 36.17 | 08/21/18 | 08/21/18 | Teacher Prep Day | 4 | 144.68 |
| 261 Sanchez, Carlos | Hourly Teacher | Curriculum/Corella | hourly rate | 48.27 | 08/17/18 | 01/25/19 | Fall Semester 2018 | 558 | 26,934.66 |
| 262 Schickling, Steven | Hourly Teacher | Curriculum/Corella | hourly rate | 42.72 | 08/17/18 | 08/20/18 | Staff Development | 12 | 512.64 |
| 263 Schickling, Steven | Hourly Teacher | Curriculum/Corella | hourly rate | 36.17 | 08/21/18 | 08/21/18 | Teacher Prep Day | 4 | 144.68 |
| 264 Schickling, Steven | Hourly Teacher | Curriculum/Corella | hourly rate | 42.72 | 08/17/18 | 01/25/19 | Fall Semester 2018 | 419 | 17,878.32 |
| 265 Schickling, Steven | Hourly Teacher | CTE/Corella | hourly rate | 36.17 | 08/17/18 | 01/25/19 | Fall Semester 2018 | 419 | 17,878.32 |
| 266 Schuld, Corey | Teacher | Curriculum/Corella | hourly rate | 36.17 | 07/22/18 | 07/27/18 | Paxton Patterson training | 3 | 108.51 |
| 267 Scott, Robin | Hourly Teacher | EI Modena HS/Richards | period rate | 102.87 | 08/17/18 | 06/14/19 | Extra period | 185 | 19,031.51 |
| 268 Scott, Robin | Hourly Teacher | Curriculum/Corella | hourly rate | 40.87 | 08/17/18 | 08/20/18 | Staff Development | 12 | 490.44 |
| 269 Scott, Robin | Hourly Teacher | Curriculum/Corella | hourly rate | 36.17 | 08/21/18 | 08/21/18 | Teacher Prep Day | 4 | 144.68 |
| 270 Scott-Griffith, Christie | Hourly Teacher | Curriculum/Corella | hourly rate | 40.87 | 08/17/18 | 01/25/19 | Fall Semester 2018 | 372 | 15,203.64 |
| 271 Sedares, Jessica | Teacher | Esplanade/Yokoyama | misc hry rate | 41.71 | 07/30/18 | 08/10/18 | Summer Tutoring Program | 2.5 | 104.28 |
| 272 Seever, Alicia | Teacher | Canyon HS/Abercrombie | payment | 500.00 | 08/01/18 | 08/14/18 | ASB Leadership Camp | 1 | 500.00 |
| 273 Seever, Alicia | Teacher | Athletics/Howard | stipend | 5,850.00 | 08/01/18 | 06/10/19 | Girls Athletic Trainer - OHS | 1 | 5,850.00 |
| 274 Segal, Jeffrey | Teacher | Athletics/Howard | misc hry rate | 5,850.00 | 08/01/18 | 06/10/19 | Boys Athletic Trainer - OHS | 5 | 208.55 |
| 275 Shahrestani, Aaron | Walk On Coach | Richland/Simonovski | misc hry rate | 41.71 | 08/22/18 | 12/31/18 | Winter Art Exhibit | 1 | 500.00 |
| 276 Shuttler, Daniel | Hourly Teacher | EI Modena HS/Richards | hourly rate | 500.00 | 07/09/18 | 08/21/18 | Boys Football Coach | 12 | 512.64 |
| 277 Shuttler, Daniel | Hourly Teacher | Curriculum/Corella | hourly rate | 42.72 | 08/17/18 | 08/20/18 | Staff Development | 12 | 512.64 |
| 278 Shuttler, Daniel | Hourly Teacher | Curriculum/Corella | hourly rate | 36.17 | 08/21/18 | 08/21/18 | Teacher Prep Day | 4 | 144.68 |
| 279 Sierra, Lauren | Hourly Teacher | Curriculum/Corella | hourly rate | 40.87 | 08/17/18 | 01/25/19 | Fall Semester 2018 | 419 | 17,878.32 |
| 280 Simonelli, Laura | Teacher | Lampson/Angel | daily sub rate | 140.92 | 07/30/18 | 08/01/18 | STEM Summer Camp Professional Dev | 3 | 422.76 |
| 281 Skillman, Kelly | Hourly Teacher | Portola MS/Katevas | detention rate | 28.26 | 08/21/18 | 06/14/19 | Detention | 80 | 2,260.80 |
| 282 Smith, Clark | Hourly Teacher | Special Ed/Singh | misc hry rate | 41.71 | 06/18/18 | 07/17/18 | Summer Program - ESY | 84 | 3,503.64 |
| 283 Smith, Clark | Hourly Teacher | Curriculum/Corella | hourly rate | 48.27 | 08/17/18 | 08/20/18 | Staff Development | 12 | 579.24 |
| 284 Smith, Clark | Hourly Teacher | Curriculum/Corella | hourly rate | 36.17 | 08/21/18 | 08/21/18 | Teacher Prep Day | 4 | 144.68 |
| 285 Smith, Julie | Teacher | Esplanade/Yokoyama | misc hry rate | 41.71 | 07/30/18 | 08/10/18 | Summer Tutoring Program | 558 | 26,934.66 |
| 286 Smith, Stephen | Teacher | Canyon HS/Abercrombie | stipend | 5,569.00 | 08/17/18 | 06/14/19 | Activities Director | 1 | 5,569.00 |
| 287 Smith, Stephen | Teacher | Canyon HS/Abercrombie | period rate | 92.79 | 08/17/18 | 06/14/19 | Extra period | 185 | 17,165.41 |
| 288 Soliz, Andrea | Teacher | Prospect/Hughson | misc hry rate | 41.71 | 12/06/18 | 12/06/18 | Family Night | 5 | 208.55 |
| 289 Soliz, Andrea | Teacher | Prospect/Hughson | misc hry rate | 41.71 | 04/25/19 | 04/25/19 | Family Steam Night | 5 | 208.55 |
| 290 Sousa, Anastasia | Teacher | Induction/Little | misc hry rate | 41.71 | 08/13/18 | 08/30/18 | New Teacher Support | 2 | 83.42 |
| 291 Steindlberger, Jane | Teacher | Portola MS/Katevas | detention rate | 28.26 | 08/21/18 | 06/14/19 | Detention | 80 | 2,260.80 |
| 292 Stevens, Leslie | Teacher | Prospect/Hughson | misc hry rate | 41.71 | 12/06/18 | 12/06/18 | Family Night | 5 | 208.55 |
| 293 Stevens, Leslie | Teacher | Prospect/Hughson | misc hry rate | 41.71 | 04/25/19 | 04/25/19 | Family Steam Night | 5 | 208.55 |
| 294 Strickland, Matthew | Teacher | Induction/Little | misc hry rate | 41.71 | 08/13/18 | 08/30/18 | New Teacher Support | 2 | 83.42 |
| 295 Strickland, Matthew | Teacher | Villa Park HS/Miller | period rate | 77.10 | 08/17/18 | 06/14/19 | Extra period | 185 | 26,350.50 |
| 296 Svoboda, Dave | Teacher | Induction/Little | misc hry rate | 41.71 | 08/13/18 | 08/30/18 | New Teacher Support | 2 | 83.42 |
| 297 Svoboda, Joseph | Teacher | Canyon HS/Abercrombie | period rate | 102.87 | 08/17/18 | 06/14/19 | Extra period | 185 | 26,350.50 |

Marie Hansen

Gunn Marie Hansen, Ph.D.
Superintendent and Secretary
Orange Unified School District

This is to certify that this item was approved by the Board of Education on 08/17/18.

CLASSIFIED AND CERTIFICATED PERSONNEL REPORT
CERTIFICATED PERSONNEL

| Name | Position | Administrative Unit | Schedule | Rate | Eff. From | Date To | Comments | # of Units | Salary |
|--------------------------|--------------------------|-----------------------|----------------|--------|-----------|----------|------------------------------------|------------|-----------|
| 298 Svoboda, Joseph | Teacher | Canyon HS/Abercrombie | period rate | 102.87 | 08/17/18 | 06/14/19 | Extra period | 185 | 19,031.51 |
| 299 Swenson, Aimee | Teacher | Prospect/Hughson | misc hrly rate | 41.71 | 12/06/18 | 12/06/18 | Family Night | 5 | 208.55 |
| 300 Swenson, Aimee | Teacher | Prospect/Hughson | misc hrly rate | 41.71 | 04/25/19 | 04/25/19 | Family Steam Night | 5 | 208.55 |
| 301 Takacs, Gabor | Teacher | Canyon HS/Abercrombie | period rate | 102.87 | 08/17/18 | 06/14/19 | Extra period | 185 | 19,031.51 |
| 302 Thompson, Randy | Hourly Teacher | Curriculum/Corella | hourly rate | 36.27 | 08/17/18 | 08/20/18 | Staff Development | 12 | 579.24 |
| 303 Thompson, Randy | Hourly Teacher | Curriculum/Corella | hourly rate | 48.27 | 08/21/18 | 08/21/18 | Teacher Prep Day | 4 | 144.68 |
| 304 Thompson, Randy | Hourly Teacher | Curriculum/Corella | hourly rate | 48.27 | 08/17/18 | 01/25/19 | Fall Semester 2018 | 372 | 17,956.44 |
| 305 Topete, Holly | Teacher | Richland/Simonovski | misc hrly rate | 41.71 | 08/22/18 | 12/31/18 | Winter Art Exhibit | 5 | 208.55 |
| 306 Tran, Eddie | Hourly Teacher | Curriculum/Corella | hourly rate | 40.87 | 08/17/18 | 08/20/18 | Staff Development | 12 | 490.44 |
| 307 Tran, Eddie | Hourly Teacher | Curriculum/Corella | hourly rate | 36.17 | 08/21/18 | 08/21/18 | Teacher Prep Day | 4 | 144.68 |
| 308 Tran, Eddie | Hourly Teacher | Curriculum/Corella | hourly rate | 40.87 | 08/17/18 | 01/25/19 | Fall Semester 2018 | 465 | 19,004.55 |
| 309 Tran, Tran | Teacher | Induction/Little | misc hrly rate | 41.71 | 08/13/18 | 08/30/18 | New Teacher Support | 3.5 | 145.99 |
| 310 Trenner, Denise | Teacher | Nohl Canyon/Bosworth | misc hrly rate | 41.71 | 08/24/18 | 06/14/18 | After School Robotics | 35 | 1,459.85 |
| 311 Truong, Lauri | Hourly Teacher | Curriculum/Corella | hourly rate | 44.74 | 08/17/18 | 08/20/18 | Staff Development | 12 | 536.88 |
| 312 Truong, Lauri | Hourly Teacher | Curriculum/Corella | hourly rate | 36.17 | 08/21/18 | 08/21/18 | Teacher Prep Day | 4 | 144.68 |
| 313 Truong, Lauri | Hourly Teacher | Curriculum/Corella | hourly rate | 44.74 | 08/17/18 | 01/25/19 | Fall Semester 2018 | 651 | 29,125.74 |
| 314 Uriostegui, Arturo | Teacher | Curriculum/Corella | daily sub rate | 140.92 | 06/28/18 | 06/30/18 | AVID Summer Institute | 3 | 422.76 |
| 315 Valazza, Anna | Teacher | Induction/Little | misc hrly rate | 41.71 | 08/13/18 | 08/30/18 | New Teacher Support | 2 | 83.42 |
| 316 Valencia, Inez | Hourly Teacher | Curriculum/Corella | hourly rate | 40.87 | 08/17/18 | 08/20/18 | Staff Development | 12 | 490.44 |
| 317 Valencia, Inez | Hourly Teacher | Curriculum/Corella | hourly rate | 36.17 | 08/21/18 | 08/21/18 | Teacher Prep Day | 4 | 144.68 |
| 318 Valencia, Inez | Hourly Teacher | Curriculum/Corella | hourly rate | 42.72 | 08/17/18 | 01/25/19 | Fall Semester 2018 | 465 | 19,864.80 |
| 319 Vali, Yasmin | Teacher | Orange HS/McCuisition | misc hrly rate | 41.71 | 08/01/18 | 08/31/18 | Staff Development | 9 | 375.39 |
| 320 Vicario, Alexander | Teacher | Orange HS/McCuisition | misc hrly rate | 41.71 | 08/01/18 | 08/31/18 | Staff Development | 6 | 250.26 |
| 321 Vieira, Jesse | Hourly Teacher | Curriculum/Corella | hourly rate | 36.17 | 01/26/18 | 06/15/18 | Audio Grant Curriculum Development | 41 | 1,482.97 |
| 322 Vieira, Jesse | Hourly Teacher | Curriculum/Corella | hourly rate | 42.72 | 08/17/18 | 08/20/18 | Staff Development | 12 | 512.64 |
| 323 Vieira, Jesse | Hourly Teacher | Curriculum/Corella | hourly rate | 36.17 | 08/21/18 | 08/21/18 | Teacher Prep Day | 4 | 144.68 |
| 324 Vieira, Jesse | Hourly Teacher | Curriculum/Corella | hourly rate | 42.72 | 08/17/18 | 01/25/19 | Fall Semester 2018 | 558 | 23,837.76 |
| 325 Visconti, Jennifer | Teacher | Orange HS/McCuisition | misc hrly rate | 41.71 | 08/01/18 | 08/31/18 | Staff Development | 6 | 250.26 |
| 326 Wagner, Cathy | Teacher | Curriculum/Corella | daily sub rate | 140.90 | 08/09/18 | 08/09/18 | Staff Development | 1 | 140.90 |
| 327 Walthers, Kelly | Hourly Teacher | Curriculum/Corella | hourly rate | 48.27 | 08/17/18 | 08/20/18 | Staff Development | 12 | 579.24 |
| 328 Walthers, Kelly | Hourly Teacher | Curriculum/Corella | hourly rate | 36.17 | 08/21/18 | 08/21/18 | Teacher Prep Day | 4 | 144.68 |
| 329 Walthers, Kelly | Hourly Teacher | Curriculum/Corella | hourly rate | 48.27 | 08/17/18 | 01/25/19 | Fall Semester 2018 | 558 | 26,934.66 |
| 330 Warrior, Christopher | Hourly Teacher | Curriculum/Corella | hourly rate | 48.27 | 08/17/18 | 08/20/18 | Staff Development | 12 | 579.24 |
| 331 Warrior, Christopher | Hourly Teacher | Curriculum/Corella | hourly rate | 36.17 | 08/21/18 | 08/21/18 | Teacher Prep Day | 4 | 144.68 |
| 332 Warrior, Christopher | Hourly Teacher | Curriculum/Corella | hourly rate | 48.27 | 08/17/18 | 01/25/19 | Fall Semester 2018 | 744 | 35,912.88 |
| 333 Wenskoski, Maria Ann | Hourly Teacher | Curriculum/Corella | hourly rate | 48.27 | 08/17/18 | 08/20/18 | Staff Development | 12 | 579.24 |
| 334 Wenskoski, Maria Ann | Hourly Teacher | Curriculum/Corella | hourly rate | 36.17 | 08/21/18 | 08/21/18 | Teacher Prep Day | 4 | 144.68 |
| 335 Wenskoski, Maria Ann | Hourly Teacher | Curriculum/Corella | hourly rate | 48.27 | 08/17/18 | 01/25/19 | Fall Semester 2018 | 372 | 17,956.44 |
| 336 Wielenaga, Lauri | Teacher | Orange HS/McCuisition | misc hrly rate | 41.71 | 08/01/18 | 08/31/18 | Staff Development | 6 | 250.26 |
| 337 Willsey, David | Teacher | Richland/Simonovski | misc hrly rate | 41.71 | 08/22/18 | 12/31/18 | Winter Art Exhibit | 5 | 208.55 |
| 338 Woods, Dale | Library Media Specialist | Portola MS/Katevas | misc hrly rate | 41.71 | 08/13/18 | 06/14/19 | Parent Support | 32 | 1,334.72 |
| 339 Yap, Alberto | Hourly Teacher | Curriculum/Corella | hourly rate | 48.27 | 08/17/18 | 08/20/18 | Staff Development | 12 | 579.24 |
| 340 Yap, Alberto | Hourly Teacher | Curriculum/Corella | hourly rate | 36.17 | 08/21/18 | 08/21/18 | Teacher Prep Day | 4 | 144.68 |
| 341 Yap, Alberto | Hourly Teacher | Curriculum/Corella | hourly rate | 48.27 | 08/17/18 | 01/25/19 | Fall Semester 2018 | 558 | 26,934.66 |
| 342 Yi, Sandra | Teacher | Prospect/Hughson | misc hrly rate | 41.71 | 12/06/18 | 12/06/18 | Family Night | 5 | 208.55 |
| 343 Yi, Sandra | Teacher | Prospect/Hughson | misc hrly rate | 41.71 | 04/25/19 | 06/13/19 | Family Steam Night | 5 | 208.55 |
| 344 Yip, Chanmony | Teacher | Prospect/Hughson | misc hrly rate | 41.71 | 12/06/18 | 12/06/18 | Family Night | 40 | 1,668.40 |
| 345 Yip, Chanmony | Teacher | Prospect/Hughson | misc hrly rate | 41.71 | 12/06/18 | 12/06/18 | Family Night | 40 | 1,668.40 |
| 346 Yip, Chanmony | Teacher | Prospect/Hughson | misc hrly rate | 41.71 | 04/25/19 | 04/25/19 | Family Steam Night | 5 | 208.55 |
| 347 Yip, Chanmony | Teacher | Prospect/Hughson | misc hrly rate | 41.71 | 08/13/18 | 08/13/18 | AVID Summer Institute | 3 | 125.13 |

Maria Hansen


Gunn Marie Hansen, Ph.D.
Superintendent and Secretary
Orange Unified School District

Staff Responsibility:
Ed Kisee, Assistant Superintendent-Human Resource

CLASSIFIED AND CERTIFICATED PERSONNEL REPORT
CERTIFICATED PERSONNEL

| Name | Position | Administrative Unit | Schedule | Rate | Eff. From | Date To | Comments | # of Units | Salary |
|-----------------------|----------------|---------------------|----------------|--------|-----------|----------|------------------------------------|------------|-----------|
| 348 Zaidivar, Colleen | Teacher | Curriculum/Corella | daily sub rate | 140.90 | 08/09/18 | 08/09/18 | Staff Development | 1 | 140.90 |
| 349 Zearley, Jeffrey | Hourly Teacher | Curriculum/Corella | hourly rate | 40.87 | 08/17/18 | 01/25/19 | Fall Semester 2018 | 465 | 19,004.55 |
| 350 Zedek, Ilene | Teacher | Prospect/Hughson | misc hrly rate | 41.71 | 12/06/18 | 12/06/18 | Family Night | 5 | 208.55 |
| 351 Zedek, Ilene | Teacher | Prospect/Hughson | misc hrly rate | 41.71 | 04/25/19 | 04/25/19 | Family Steam Night | 5 | 208.55 |
| 352 Zedek, Ilene | Teacher | Prospect/Hughson | misc hrly rate | 41.71 | 08/13/18 | 08/13/18 | AVID Site Professional Development | 3 | 125.13 |
| 353 Zeidan, Salha | Teacher | Portola MS/Katevas | detention rate | 28.26 | 08/21/18 | 06/14/19 | Detention | 80 | 2,260.80 |

This is to certify that this item was approved by the Board of Education.


Gunn Marie Hansen, Ph.D.
Superintendent and Secretary
Orange Unified School District

Staff Responsibility:
Ed Kissee, Assistant Superintendent-Human Resource

| Name | Position | Administrative Unit | Assignment | Rate | Eff. From | Date To | Student Teachers |
|-----------------------------------|-----------|---------------------|------------|------|-----------|----------|---|
| STUDENT TEACHER PLACEMENTS | | | | | | | |
| 1 Moriet, Elizabeth | Counselor | Special Educ/Singh | Counselor | 5.00 | 01/10/18 | 06/15/18 | Rosella, Vanessa - University of Redlands |

This is to certify that this item was approved by the Board of Education.



Gunn Marie Hansen, Ph.D.
Superintendent and Secretary
Orange Unified School District

Staff Responsibility:
Ed Kisse, Assistant Superintendent-Human Resources

CLASSIFIED AND CERTIFICATED PERSONNEL REPORT
CLASSIFIED PERSONNEL

| Name | Position | Administrative Unit | Schedule /Step/ Column | Rate | Eff. From | Date To | Comments |
|------------------------------|-------------------------------------|--------------------------------------|------------------------|---------|-----------|---------|---------------------------------------|
| NEW HIRES | | | | | | | |
| 1 Ariaga, Jasmine | School Community Assistant | Villa Park HS/Miller | 24/53/01 | 14.82 | 08/20/18 | | Replacement for R. Tacata |
| 2 Berlanga, Jessica | Instructional Assistant, Sp Ed | Palmyra ES/Singh | 26/53/01 | 15.54 | 08/21/18 | | Replacement for P. Spratling |
| 3 Chavolla, Jose | Bus Driver | Transporation/McDonald | 34/51/01 | 18.97 | 08/22/18 | | Replacement for J. Warner |
| 4 Christensen, Faith | Instructional Assistant, Sp Ed | Pre-K/Singh | 26/53/01 | 15.54 | 08/21/18 | | Replacement for T. Purpura |
| 5 Coleman, Britiany | Speech Language Pathology Assistant | Special Education/Singh | 48/50/01 | 3349.61 | 08/20/18 | | Replacement for J. Berg |
| 6 Curiel, Avila | Child Care Aide | Panorama ES/Wilson Bird | 14/53/01 | 11.56 | 08/14/18 | | Replacement for D. Resendiz |
| 7 Espino, Janet | Child Care Aide | Chapman Hills ES/Wilson Bird | 14/53/01 | 11.56 | 08/17/18 | | Replacement for K. Rodriguez |
| 8 Fitzgerald, Austin | Custodian | Villa Park HS/Miller | 31/50/01 | 3059.00 | 08/20/18 | | Replacement for E. Salazar |
| 9 Hauck, Aja | Instructional Assistant, Sp Ed | Orange HS/Singh | 26/53/01 | 15.54 | 08/20/18 | | Replacement for R. Rohm |
| 10 Hernandez, Francisco | Campus Security Officer | Orange HS/Mc Cuisition | 25/51/01 | 2315.25 | 08/20/18 | | Replacement for T. Buzzard & K. Jones |
| 11 Lopez Rodriguez, Radon | Behavior Support Assistant | Special Education/Singh | 35/50/03 | 3031.44 | 08/20/18 | | Replacement for A. Avalos |
| 12 Lum, Deborah | Attendance/Health Clerk | Taft ES/Smith | 31/53/01 | 17.58 | 08/20/18 | | Replacement for L. Velasco |
| 13 Rodriguez, Josue | Instructional Assistant, Sp Ed | Special Education/Singh | 26/53/01 | 15.54 | 08/20/18 | | Replacement for S. Bae |
| 14 Tapia, Odyssey | Child Care Aide | Canyon Rim ES/Wilson Bird | 14/53/01 | 11.56 | 08/15/18 | | Replacement for C. Herrera |
| CHANGE OF STATUS | | | | | | | |
| 1 Ceballos Flores, Miguel | Bus Driver | Transporation/McDonald | | | 08/21/18 | | Replacement for M. Swanson |
| 2 Conroy, Elizabeth | Instructional Assistant/Sp Ed | Handy/Singh | | | 08/20/18 | | Replacement for L. O Brien |
| 3 Guerrero, Juliette | Instructional Assistant/Sp Ed | Fairhaven/Singh | | | 08/20/18 | | Replacement for K. Sanchez |
| 4 Guzman, Arhidal | Sr Staff/School Clerk | El Modena HS/Richards | | | 08/08/18 | | Replacement for D. Garcia Carbajal |
| 5 Otello, Kimberly | Library Media Technician II | Anaheim Hills ES/Mostafa | | | 08/09/18 | | Replacement for K. Short |
| 6 Petriccioli, Patricia | Sr Staff/School Clerk | Orange HS/Mc Cuisition | | | 08/02/18 | | Replacement for D. Mitchell |
| LEAVE OF ABSENCE | | | | | | | |
| 1 Smutz-Castorena, Christina | Food Service Asst./Santiago MS | Nutrition Services/Reeves | | | 08/20/18 | | Return from unpaid LOA |
| 2 Zele, Melissa | Instructional Asst./Sp Ed | Special Ed/Singh | | | 08/20/18 | | Return from unpaid LOA |
| SEPARATIONS | | | | | | | |
| 1 Ardeshiri, Manijeh | Instructional Assistant/Sp Ed | Villa Park HS/Singh | | | 06/14/18 | | Resignation |
| 2 Ballester, Concepcion | Instructional Assistant/Sp Ed | Villa Park HS/Singh | | | 06/14/18 | | Resignation |
| 3 Co, Teresa | Instructional Assistant/Sp Ed | Olive ES/Singh | | | 06/14/18 | | Resignation |
| 4 Cox, Nathan | Network Technician | Technology Services/Lin | | | 08/10/18 | | Resignation |
| 5 Cruz, Heather | Instructional Assistant/Sp Ed | West Orange ES/Singh | | | 06/14/18 | | Resignation |
| 6 Dorantes, Karen | Instructional Assistant/Sp Ed | Special Education/Singh | | | 06/14/18 | | Resignation |
| 7 Giles, Shirley | Instructional Assistant/Sp Ed | West Orange ES/Singh | | | 06/14/18 | | Resignation |
| 8 Godinez-Zuniga, Karen | CDC Aide/Child Dev Center | Child Development Center/Wilson Bird | | | 08/13/18 | | Resignation |
| 9 Hernandez, Mattison | Instructional Assistant/Sp Ed | Transportation/Singh | | | 06/14/18 | | Release |
| 10 Jimenez Alcalá, Sandra | Child Care Assistant Leader | Nohl Canyon ES/Wilson Bird | | | 08/24/18 | | Resignation |
| 11 Morales, Kayli | Sp/Lang Pathology Assistant | Special Education/Singh | | | 08/17/18 | | Resignation |
| 12 Nguyen, Tan T. | Network Technician | Technology Services/Lin | | | 08/10/18 | | Resignation |
| 13 Orlando, Joshua | Central Kitchen Cook/Baker | Nutrition Services/Reeves | | | 08/20/18 | | Resignation |
| 14 Sante, Lisha | Instructional Asst/Job Coach | Special Education/Singh | | | 06/14/18 | | Retirement |
| 15 Shank, Barbara | Instructional Asst/Job Coach | Special Education/Singh | | | 08/20/18 | | Retirement |
| 16 Torres, Janelly | CDC Aide/Child Dev Center | Child Development Center/Wilson Bird | | | 08/17/18 | | Resignation |
| 17 Zuniga, Erika | School Community Assistant | Handy ES/Krohn | | | 08/20/18 | | Resignation |

This is to certify that this item was approved by the Board of Education.



Gunn Marie Hansen, Ph.D.
Superintendent and Secretary
Orange Unified School District

Staff Responsibility:
Ed Kisse, Assistant Superintendent-Human Resources

CLASSIFIED AND CERTIFICATED PERSONNEL REPORT
CLASSIFIED PERSONNEL

| Name | Position | Administrative Unit | Schedule /Step/ Column | Rate | Eff. From | Date To | Comments | # of Units | Salary |
|-------------------------|---------------|-----------------------|------------------------|----------|-----------|----------|-------------------------------|------------|----------|
| EXTRA PAY | | | | | | | | | |
| 1 Alatorre, Fidel | Critical Help | Villa Park HS/Miller | stipend | 800.00 | 08/14/18 | 06/30/19 | Dance Supervision | 1 | 800.00 |
| 2 Dominguez Acero, Jose | Critical Help | Villa Park HS/Miller | stipend | 800.00 | 08/14/18 | 06/30/19 | Dance Supervision | 1 | 800.00 |
| 3 Fleming, Darnell | Walk On Coach | Canyon HS/Abercrombie | payment | 1,500.00 | 08/01/18 | 05/31/19 | Assistant Cheer Coach | 1 | 1,500.00 |
| 4 Higashi, Edward | Walk On Coach | Canyon HS/Abercrombie | payment | 3,040.00 | 07/15/18 | 04/30/19 | Girls JV Basketball Coach | 1 | 3,040.00 |
| 5 Madrigal, Daimian | Walk On Coach | El Modena HS/Richards | payment | 876.00 | 04/01/18 | 06/30/18 | Boys Waterpolo Coach | 1 | 876.00 |
| 6 Palomino, Raymond | Critical Help | Villa Park HS/Miller | stipend | 800.00 | 08/14/18 | 06/30/19 | Dance Supervision | 1 | 800.00 |
| 7 Reina, Andrew | Walk On Coach | El Modena HS/Richards | payment | 2,000.00 | 07/09/18 | 08/22/18 | Girls Volleyball Summer Coach | 1 | 2,000.00 |
| 8 Singleton, Alexis | Walk On Coach | Canyon HS/Abercrombie | stipend | 2,000.00 | 07/15/18 | 08/15/18 | Girls Lacrosse Summer Coach | 1 | 2,000.00 |
| 9 Trapp, George | Critical Help | Villa Park HS/Miller | stipend | 700.00 | 08/01/18 | 06/30/19 | Dance Supervision | 1 | 700.00 |
| 10 Weitzer, Andrew | Critical Help | Villa Park HS/Miller | stipend | 1,000.00 | 08/01/18 | 06/30/19 | Dance Supervision | 1 | 1,000.00 |
| 11 Whyte, David | Critical Help | Villa Park HS/Miller | stipend | 700.00 | 08/01/18 | 06/30/19 | Dance Supervision | 1 | 700.00 |

This is to certify that this item was approved by the Board of Education.



Gunn Marie Hansen, Ph.D.
Superintendent and Secretary
Orange Unified School District

Staff Responsibility:
Ed Kissee, Assistant Superintendent-Human Resources

TOPIC: **TEACHER ASSIGNMENT/CONSENT - VARIABLE OR SHORT-TERM WAIVER**

DESCRIPTION: Since July 1994, the California Commission on Teacher Credentialing (CCTC) has had the authority to issue waiver documents relating to educator preparation and credentialing which provide school districts the ability to employ or assign persons who are not fully credentialed to qualifying assignments. The CCTC has divided the waiver process into two types of waivers; short-term and variable term. Short-Term Waivers give school districts the ability to cover immediate and short-term needs. This waiver allows employers to assign teachers who hold a basic credential to teach outside of their credential authorization for one semester or less with the teachers' consent. Variable Term Waivers give school districts the ability to cover assignments when a fully credentialed employee cannot be found. Waivers allow school districts to meet staffing needs while searching for an individual who either holds an appropriate credential or qualifies for one of the available assignment options. It also allows the individuals holding waivers to complete their credential requirements while serving in the classroom.

This is to certify that this item was approved by the Board of Education.



Gunn Marie Hansen, Ph.D.
Superintendent and Secretary
Orange Unified School District

The certificated employees whose names are listed on the attached have met the requirements, have consented to the assignment, and have been judged by the site administrator to be competent in the subject matter. Likewise, all other means of credentialing and reassignment have been explored. The passage of this waiver will allow the District to remain compliant with SB 435, which requires that all teachers be appropriately assigned.

FISCAL IMPACT: This item has no fiscal impact.

RECOMMENDATION: It is recommended that the Board of Education approve the variable term waivers as presented.

VARIABLE/SHORT TERM WAIVERS

Board Agenda
September 6, 2018

| <u>NAME</u> | <u>SITE</u> | <u>POSITION</u> |
|---|----------------------------|--|
| E.C. 44253.3 Certificate to Provide Instruction to Limited English Proficient Students: CLAD Certificate (Waiver to complete requirements) | | |
| Kavanagh, Kasey | Villa Park HS | ROP (Hourly) Teacher Sports Medicine (Initial waiver to complete requirements) |
| Phun, Peter | El Modena HS | ROP (Hourly) Teacher Digital Photography (Initial waiver to complete requirements) |
| Robertson, Zipporah | Canyon HS | ROP (Hourly) Teacher Engineering (Initial waiver to complete requirements) |
| Rodman, Richard | Orange HS | ROP (Hourly) Teacher Automotive (Initial waiver to complete requirements) |
| Rossel, Summer | CEC/CDS | ROP (Hourly) Teacher HOI/PP Medical Lab (Initial waiver to complete requirements) |
| Zearley, Jeffrey | El Modena HS/Villa Park HS | ROP (Hourly) Teacher Public Service (Initial waiver to complete requirements) |

This is to certify that this item was approved by the Board of Education.



Gunn Marie Hansen, Ph.D.
Superintendent and Secretary
Orange Unified School District

TOPIC:

CONTRACT SERVICES REPORT – EDUCATIONAL SERVICES

DESCRIPTION:

The following is a report of contract service items for Educational Services.

CENTER 4 LEARNING AND BEHAVIORAL SOLUTIONS, INC.
2018-19 School Year

School districts are required to provide an equitable share of federal monies to the private schools within their attendance boundaries. Kathleen Atkins, Reading Specialist, will work with teachers at Holy Family School using reading strategies that will be effective in flexible grouping. Her goal is to assist teachers teach understanding, engagement and building knowledge.

Title II, Part A.....not-to-exceed.....\$9,000
01.00-4035-0-5850-1323-2140-604-604-000 (Rodriguez)

PUREGAME
2018-19 School Year

Taft Elementary and Portola Middle Schools will enter into an agreement with PureGame, a non-profit organization that provides mentors to help students develop character through experiential learning. PureGame's character education curriculum is facilitated through the game of soccer. PureGame is focused on promoting a positive school climate, providing students with character development, and preventing negative behaviors that often result in suspensions. The primary goal of the program is to provide character education for at-risk students.

Title I Funding..... not-to-exceed..... \$8,000
01.00-3010-0-5850-1131-1000-664-604-000
Title I Funding..... not-to-exceed..... \$6,000
01.00-3010-0-5850-1132-1000-683-604-000 (Rodriguez)

OFFICES OF HEEN LOYER

District will pay for attorney's fees as the result of a settlement.

Special Education. . . . not-to-exceed \$5,000
01.00-6500-0-5835-5001-2110-207-207-000 (Singh)

SPECIAL EDUCATION
AGENT #386520

District will reimburse parent of a special education student for an independent evaluation.

Special Education.....not-to-exceed.....\$5,000
01.00-6500-0-5835-5001-2110-207-207-000 (Singh)

FISCAL IMPACT:

\$33,000

RECOMMENDATION:

It is recommended that the Board of Education approve the contract services report for Educational Services.

OUSD/Truex/Singh/Rodriguez
Board Agenda
September 6, 2018

This is to certify that this item was approved by the Board of Education.

Marie Hansen
Marie Hansen, Ph.D.
Superintendent and Secretary
Orange Unified School District

Marie Hansen
Marie Hansen, Ph.D.
Superintendent and Secretary
Orange Unified School District

Marie Hansen
Marie Hansen, Ph.D.
Superintendent and Secretary
Orange Unified School District

Marie Hansen
Marie Hansen, Ph.D.
Superintendent and Secretary
Orange Unified School District

TOPIC:

STUDY TRIPS

DESCRIPTION:

Panorama Elementary - 6th Grade Class – San Bernardino – Outdoor Science School – October 23-26, 2018

The 6th grade students from Panorama Elementary, under the supervision of teachers Christine Gwaltney and Aaron Blaker, as well as C.O.D.E.S (California Outdoor Education and Science) staff, will participate in the Outdoor Science School program. The four-day program provides students an opportunity to participate in interactive experiments in nature's classroom, learning the importance of an ecosystem and teamwork. This camp is aligned with the Next Generation Science Standards as well as the California Science Content Standards. Transportation will be provided by OUSD Transportation. The cost per student is \$240 and no student is prevented from making the field trip due to lack of sufficient funds per Education Code 35330(b), 35331.

This is to certify that this item was approved by the Board of Education.



Gunn Marie Hansen, Ph.D.
Superintendent and Secretary
Orange Unified School District

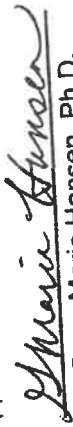
Olive Elementary - 6th Grade Class - Arrowhead Ranch Outdoor Science Camp - October 22-26, 2018

The 6th grade students from Olive Elementary, under the supervision of teachers Lori Saulten and Michelle Burkhart, as well as Arrowhead Ranch staff, will participate in the Arrowhead Ranch Outdoor Science School Program. The five-day program provides students an opportunity to explore established hiking trails, investigate geological features, observe wildlife, compare plant adaptations and study the night sky through telescopes. The curriculum is aligned with the California Science Framework. This will allow students opportunities with science that may not be available in a classroom setting. Transportation will be provided by OUSD Transportation. The cost per student is \$274 and no student is prevented from attending the fieldtrip due to lack of sufficient funds per Ed Code 35330(b), 35331.

Canyon Rim Elementary School – 6th Grade Class Outdoor Science School Camp - Cedar Crest, October 15-19, 2018

The 6th grade students from Canyon Rim Elementary, will attend Outdoor Science School in Cedar Crest under the direction of teachers Barbara Wright, Steven Sokoloff and Colleen Botts. The students will have the opportunity to study science in a natural setting using curriculum that correlates to the California Science Standards. The

This is to certify that this item was approved by the Board of Education.



Gunn Marie Hansen, Ph.D.
Superintendent and Secretary
Orange Unified School District

students will be accompanied by one male and two female chaperones. The cost per student is \$403 and will be funded by donations. No student is prevented from making the field trip due to lack of sufficient funds per Education Code 35330(b), 35331. Students will miss 5 days of school and no substitutes are required.


Crescent Elementary School – 6th Grade Class – Cedar Crest – Outdoor Science School, Oct. 22 – 26, 2018

The sixth grade students from Crescent Elementary, under the supervision of teacher Barbara Buckett, as well as trained Emerald Cove Outdoor Science Institute camp staff, will participate in the Outdoor Science School Program. This five-day program provides students an opportunity to explore established trails, investigate geological features, observe wildlife and compare plant adaptations. Students will study the night sky through telescopes, participate in line and folk dances, create and perform science and nature skits. The curriculum at the camp is aligned with the California Science Content Standards and the California Science Framework. Transportation will be provided by OUSD Transportation. The cost per student is \$430 and no student is prevented from making the field trip due to lack of sufficient funds per Education Code 35330(b), 35331. There is no impact to the general fund.

Prospect Elementary – 6th Grade Class – ECOS – Outdoor Science School – March 6-8, 2019

The sixth grade students from Prospect Elementary, under the supervision of Heidi Aguirre and Jeanne Matson as well as trained ECOS staff, will participate in the Emerald Cove Outdoor Science School program. This three-day program provides students an opportunity to explore established trails, investigate geological features, observe wildlife and compare plant adaptations. The curriculum, at the camp is aligned with the California Science Content Standards and the California Science Framework. Transportation will be provided by OUSD Transportation. The cost per student is \$245, and no student is prevented from making the field trip due to lack of sufficient funds per Education Code 35330(b), 35331.

This is to certify that this item was approved by the Board of Education.


Gunn Marie Hansen, Ph.D.
Superintendent and Secretary
Orange Unified School District

Running Springs Elementary – 6th Grade classes – Cedar Crest – Outdoor Science School – October 15 – 29, 2018

The sixth grade students from Running Springs Elementary, under the supervision of teachers William Tarango, Shannon Meehan and Julie Wolf, as well as trained ECOS camp staff, will participate in the Emerald Cove Outdoor Science School program. This five-day program provides students the opportunity to explore established trails, investigate geological features, observe wildlife and compare plant adaptations. Students will study the night sky through telescopes, participate in line and folk dances, create and perform science and nature skits. The camp's curriculum aligns with the California Science Content Standards and the California Science Framework. Transportation will be provided by OUSD transportation. The cost per student is \$382.85, and no student will be prevented from making the field trip due to lack of sufficient funds per Education Code 35330(b), 35331.


FISCAL IMPACT:

No fiscal impact

RECOMMENDATION:

It is recommended that the Board of Education approve the study trips as presented.

This is to certify that this item was approved by the Board of Education.


Gunn Marie Hansen, Ph.D.
Superintendent and Secretary
Orange Unified School District

TOPIC: **OUT-OF-STATE CONFERENCE REQUEST**


DESCRIPTION: National High School Aviation Symposium – Louisville, KY, November 4 – 6, 2018

Stephen Smith, teacher at Canyon High School, will travel to Louisville to attend the High School Aviation Symposium. This will be an opportunity to collaborate with aviation faculty, industry professionals, curriculum developers, and nonprofit organizations dedicated to introducing aviation at the high school level. High school aviation is very unique and mostly nonexistent in Southern California so this will allow valuable introductions and initiate dialogue with others around the country also creating and teaching similar programs. A two- day substitute will be required and the cost is covered by a CTE Aviation Grant.

FISCAL IMPACT: Aviation Grant.....not-to-exceed.....\$1,850
01.00-7370-0-5220-3875-1040-690-602-000

RECOMMENDATION: It is recommended that the Board of Education approve the out-of-state conference request.

This is to certify that this item was approved by the Board of Education.


Gunn Marie Hansen, Ph.D.
Superintendent and Secretary
Orange Unified School District

TOPIC: **2018-19 CARL D. PERKINS CAREER AND TECHNICAL EDUCATION IMPROVEMENT ACT OF 2006 (PERKINS IV) GRANT AWARD**


DESCRIPTION: The purpose of the Carl D. Perkins Career and Technical Education Improvement Act 2006 Grant (Perkins IV) is to:

- Provide a coherent sequence of courses to ensure learning in the core academic, career, and technical subjects.
- Provide students with strong experience and understanding of all aspects of an industry.
- Improve, enhance and expand the use of technology in the instructional program.
- Provide professional development programs to teachers, counselors, and administrators.
- Evaluate and assess how the needs of special populations are being met.
- Improve, enhance and expand CTE curricular programs.
- Provide services of sufficient size, scope and quality to be effective.
- Link secondary and post-secondary career and technical education.

FISCAL IMPACT: Receipt of \$191,418 in categorical funds.

RECOMMENDATION: It is recommended that the Board of Education authorize the Superintendent or designee to accept the Carl D. Perkins Career and Technical Education Improvement Act of 2006 (Perkins IV) Grant Award for 2018-19.

This is to certify that this item was approved by the Board of Education.



Gunn Marie Hansen, Ph.D.
Superintendent and Secretary
Orange Unified School District

TOPIC:

COURSE APPROVALS

DESCRIPTION:

The new course outlines described below have been reviewed by the District's Curriculum Department. They are college courses that are being utilized for concurrent enrollment, which gives students both high school and college credit.

American Sign Language 110

This entry-level course is designed to introduce students to American Sign Language (ASL) and fingerspelling as it is used within American Deaf culture. Instruction includes preparation for visual/gestural communication followed by intensive work on comprehension through receptive language skills, development of basic conversational skills, modeling of grammatical structures, and general information about American Deaf culture. American Sign Language 110 is equivalent to two years of high school ASL.

American Sign Language 111

This course is the second course in the study of American Sign Language (ASL) which focuses on increased vocabulary development, intermediate comprehension and conversational skills, application of grammatical structures and practice in the receptive and expressive language aspects of ASL, as well as appreciation of American Deaf culture and history.

Communication 101

This is an introductory course that focuses on listening, perception, language usage, non-verbal communication, and conflict management; emphasizing methods of overcoming barriers to effective communication in interpersonal relationships.

FISCAL IMPACT:

There is no fiscal impact for course approvals. The cost of instructional materials will be addressed during the forthcoming textbook adoption process.

RECOMMENDATION:

It is recommended that the Board of Education authorize the Superintendent or designee to approve the courses presented.

This is to certify that this item was approved by the Board of Education.



Gunn Marie Hansen, Ph.D.
Superintendent and Secretary
Orange Unified School District