

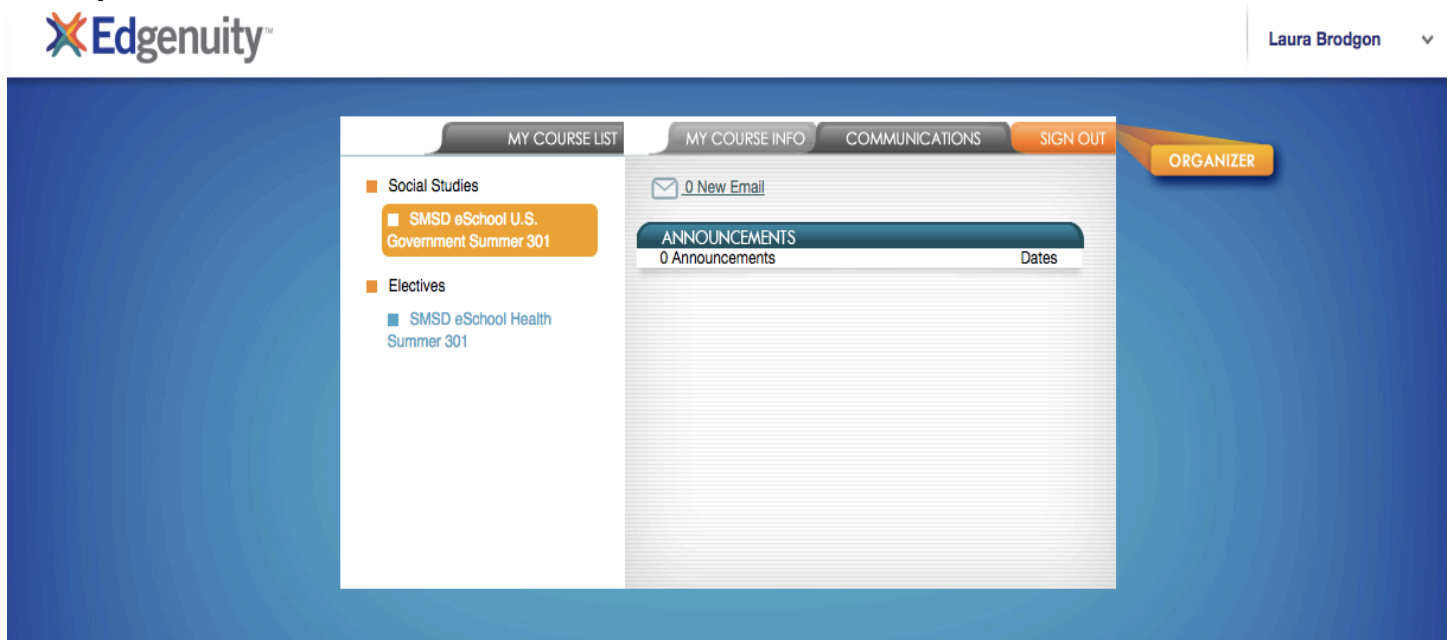
SMSD eSchool Fall 2018 Courses

Edgenuity Website: learn.edgenuity.com/student (Bookmark this!)

Username: _____ **@smsd.org** **Password:** 12345678z

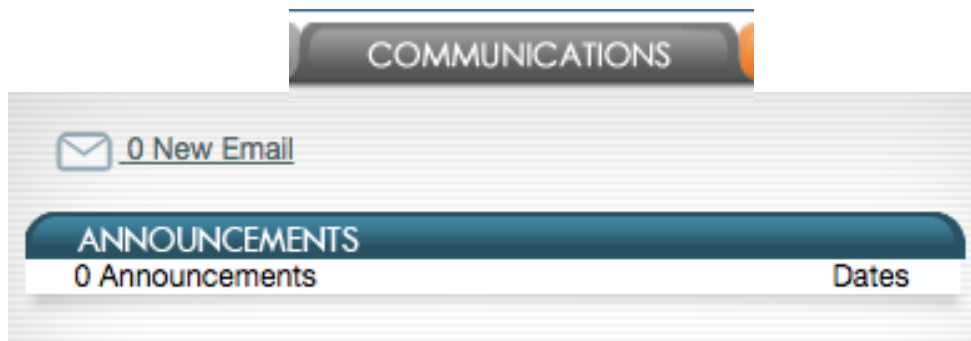
Space for Orientation Notes:

~ Lobby:



~ COMMUNICATIONS TAB

This tab will give you announcements and emails, including updates and outages for maintenance from the Edgenuity platform. Your teacher will be using SKYWARD as the main communication source. Please log into your Skyward account and check your email often for communication from your teacher.



~MY COURSE INFO TAB

This tab gives you a look at where you are in the course, how much you have completed, and what your different grades are.



Here is where you can see what your next activity is. Don't forget, quizzes and tests have time limits!

Start Date: 8/15/2016 Target Date: 12/16/2016

Course Completed 0% Behind On Target Ahead

Target Completion 100%

Overall Grade 0% Actual Grade 0%

SMSD World Regional Studies Semester 1
Current Lesson:
Thinking Geographically

Next Activity:
Quiz

Sign Out Course Map Next Activity

For a complete description about the difference in grade calculations, see the details about GRADES on the next page.

This will outline the entire course for you.

Here is where you will find a link to your next activity

~ SAMPLE COURSE MAP

SMSD World Regional Studies Semester 1

- Introduction to Human and Physical Geography
 - Concepts of Geography
 - Thinking Geographically**
 - Geographic Concepts
 - Evolution of Geographic Theories
 - Understanding Physical Geography
 - Topic Test
 - Human Geography: Culture
 - Human Geography: Population
 - Global Geography: Region One
 - Global Geography: Region Two
 - Cumulative Exam

Thinking Geographically

- Vocabulary
- Direct Instruction
- Online Content
- Journal
- Practice
- Quiz

LESSON INFO

- State Standards
- Skills & Objectives
- Video Transcripts

To return to the lobby, click the gold RETURN button.




If you are in an activity and want to return to the lobby, just click the house icon at the top left of the screen.



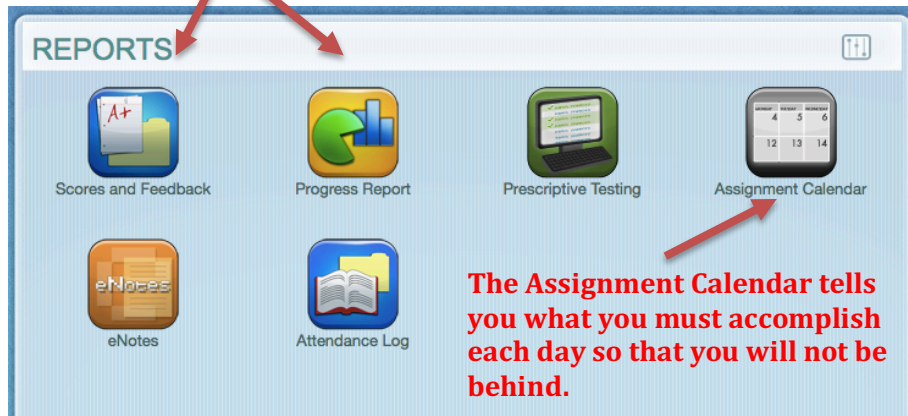

Course information and Progress:

Most of the general course information can be found in the Organizer tab that is on the right of the lobby screen in orange:



~ REPORTS

Use these tabs to check grades and progress through the course



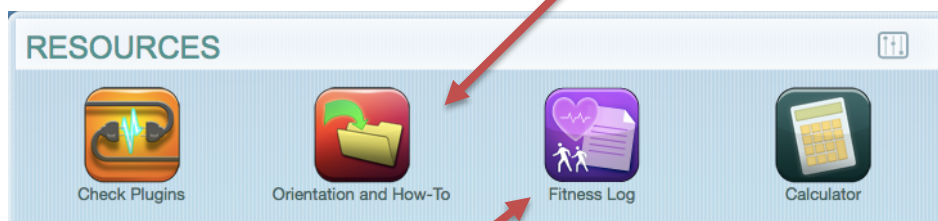

~ COMMUNICATIONS

While this is a nice feature in Edgenuity, please use regular email to contact your teacher if you have questions.



~ RESOURCES

This orientation video will help you navigate through the course.



***Lifetime Fitness- see your syllabus for further instructions on submitting your fitness log.**

*To exit the Organizer tab and return to the lobby, just click the power button at the bottom left.



Other Course Information

COMPLETING THE COURSE

- Complete the course by moving through the activities, video lessons, quizzes, and tests.
- Reference your “Assignment Calendar” inside of the “Organizer” tab and the “Course Map” at the bottom of the Lobby screen every time you log in to see where you are in the course. Do NOT get behind!
- Remember that quizzes and tests are timed, so make sure you set aside enough time before beginning a test.
- You will have two opportunities to pass quizzes and tests at 60%. If you score below 60% on the two attempts, you will need to contact your instructor for further instructions.
- Your “Course Completed” must be 100% to earn credit in the course.
- Your actual grade must be 59.5% or above to earn a passing grade in the course.

GRADES

- **ACTUAL GRADE** is your current real grade used for Progress Reports. This grade considers both the cumulative grade earned on completed tasks, as well as whether you are on track to complete the course on time. If you are behind, tasks you should have completed at this point are counted as zeros.
- RELATIVE GRADE is the grade calculated with zeros for all tasks that have not been completed. This grade should improve with each task you finish. This is NOT the most accurate score.
- OVERALL GRADE is the grade you have earned on only your completed tasks. In other words, it shows the quality of your work so far. It does NOT consider whether you are on track in regard to completing the course. This is NOT the most accurate score.

PROGRESS REPORTS

- Remember to only look at the ACTUAL GRADE and progress complete.
- Progress reports will be emailed to parents on a weekly basis.
- Students can check progress and grades in the “Lobby” at any time.
- All questions about grades/progress, please contact your instructor.

NOTES

- You will need to take NOTES throughout the course, especially on the videos and the lesson content.
- You can take notes using a pen and paper in a notebook, or there is a section in Edgenuity called e-notes where you can type in notes. It has many word processing features to use for your notes.
- You are allowed to use notes on quizzes and tests, so notes are not optional in this class.
- You do not get to use notes on the final exam.
- Remember, you can pause and rewind the videos and much as you like to take as many notes as you wish.