

FREMONT UNION HIGH SCHOOL DISTRICT

ANALYSIS OF SCHOOL CAPACITIES



2016-2017

Each year, the Fremont Union High School District conducts an Educational Capacity calculation. The results of this calculation are presented to the Board of Trustees for approval. Once approved, the capacities are final for the following school year.

The annual review is needed due to the changing nature of school campuses and other factors that affect school capacity. These changes can be due to construction, change of use for a room(s), changes in the assumptions used in the calculation and more.

FUHSD EDUCATIONAL CAPACITY

For the purposes of determining capacity, the Fremont Union High School District uses Educational Capacity. Education Capacity is the capacity of each school using assumptions that maximize the effectiveness of the campus to meet the educational needs of the staff and students.

EDUCATIONAL CAPACITY FOR 2016-17					
	CHS	FHS	HHS	LHS	MVHS
Total Educational Capacity	2268	2232	2365	1803	2427

ASSUMPTIONS FOR CALCULATION

- Average Class Size for General Education Classes = 30.10
- Average Class Size for Special Education Classes = 12.00
- Room Use for General Education classrooms = 5.33
- Room Use for Special Education classrooms = 4.50
- Average Class takes per student = 6.10

CALCULATION OF EDUCATIONAL CAPACITY

Educational Capacity = # of Rooms X Class Size Avg. X Avg. Classroom Use / Avg. Takes. This calculation is done for General Education and Special Education. The results of these two calculations are then added together for the total Educational Capacity.

FUHSD EDUCATIONAL CAPACITY FOR 2016-17					
	CHS	FHS	HHS	LHS	MVHS
Gen. Ed. Rooms	83	80	87	65	90
Sp. Ed. Rooms	10	15	9	11	7
Gen. Ed. Class Size Avg.	30.10	30.10	30.10	30.10	30.10
Sp. Ed. Class Size Avg.	12.00	12.00	12.00	12.00	12.00
Gen. Ed. Avg. Room Use	5.33	5.33	5.33	5.33	5.33
Sp. Ed. Avg. Room Use	4.50	4.50	4.50	4.50	4.50
Avg. Takes per Student	6.10	6.10	6.10	6.10	6.10
Total	2268	2232	2365	1803	2427

TOTAL DISTRICT EDUCATIONAL CAPACITY = 11,095

SUPPORTING INFORMATION

Total Classrooms per School

Each year, a survey of classrooms is conducted to determine the total number of classrooms used on each campus. This survey includes determining how many rooms at each campus will be used for Special Education purposes. Through consultation with Site Administration and Special Education Staff at the District Office, adjustments are made due to changes expected for the following year. Examples of these types of changes include, but are not limited to:

- addition or subtraction of Special Ed. rooms due to program changes or change in number of qualified students
- Expected changes in use of a room, such as a classroom being converted into an open computer lab or Flex lab space

Every campus has rooms that are not being used as classrooms and therefore are not included in the total classroom count. These types of rooms include those being used full time for academic support (e.g. libraries, computer labs, etc.) or administration. Non classrooms also can include rooms being used for Teacher work areas, offices, duplicating, technology repair, storage, and more. Please keep in mind that nearly all rooms on a campus are numbered/labeled, even those that are far too small to be used as classrooms (closets, storage areas, offices, etc.).

Though Physical Education (PE) is often taught outside on various fields/spaces, 4 spaces are counted as classrooms for PE at each school (gyms, weight rooms, football field, etc.).

The total count of classrooms used to set capacity for 2016-17 at each school:

- Cupertino High School = 83 General Ed. classrooms and 10 Special Ed. classrooms
- Fremont High School = 80 General Ed. classrooms and 15 Special Ed. classrooms
- Homestead High School = 87 General Ed. classrooms and 9 Special Ed. classrooms
- Lynbrook High School = 65 General Ed. classrooms and 11 Special Ed. classrooms
- Monta Vista High School = 90 General Ed. classrooms and 7 Special Ed. classrooms

Total District classrooms = 405 General Ed. classrooms and 52 Special Ed. classrooms. A detailed list of rooms for each school is located in the Appendix at the end of this document.

Average Class Size

The Fremont Union High School District has contractually agreed upon department class size ratios detailed in the Collective Bargaining Agreement with the teachers union. The FUHSD department/area ratios are as follows:

- CTE = 28:1
- EL/SH = 23:1, 25:1 and 28:1
- English (Gr. 9) = 23:1
- English (Gr. 10-12) = 28:1
- Math (Alg. 1) = 23:1
- Math (all other) = 32.5:1

- Music = 36:1
- Physical Ed. = 40:1
- Science = 32.5:1
- Social Science = 32.5:1
- Special Education = 12.00
- All others = 32.5:1

Using the average number of each of the above listed classes and the contractual ratios for each, the District calculates 30.10 students as the average class size for capacity. For Special Education classes, the District uses 12.00 students for the average class size.

Room Use

In setting the Educational Capacity for each school, the District calculates that each General Education classroom is used 5.33 periods per day. There are several factors included in this assumption. Though the district is lucky enough to still offer a 7 period day, classrooms are intentionally not used every period of every day. 5.33 periods per classroom means that every classroom will be used 5 of the 7 periods per day and 1/3 of the classrooms will be used 6 periods of the day.

The reasons for this include, but not limited to the following:

- **Specialty Rooms**
Specialty Rooms (Music Rooms, Computer Labs, Some Science labs, Auto Repair, Wood Shop, Weight Rooms, etc.), are not equipped to accommodate other types of classes, therefore, they are often used fewer periods of the day.
- **Teacher “Prep” Time and Tutoring**
During the day students rotate from room to room while generally teachers remain in their room. Teachers have two periods a day as “preparation” periods without a scheduled class. The District and the teachers prefer that teachers remain in their rooms during their teacher preparation periods. This varies due to the lack of sufficient rooms at some schools, but is generally the case at each FUHSD campus, as well as at the great majority of all California high schools. This avoids the difficulty of teachers moving from one room to another and the necessity of providing a room with desks for teachers to use during their preparation period. Perhaps even more important, teachers often meet with a student or group of students during this period and this is difficult without the teacher’s home room being available.

Scheduling flexibility and student demand

Though the district offers 7 periods per day, not all periods are utilized equally when creating the master schedule, due to student and parent preference. Historically, 7th period is used for fewer classes than any other period. This is due to after school activities, work schedules, student/parent preferences and more. 1st period is also used less than Period 2-6 due to the challenges of transportation, work schedules and more. Having classrooms open for 1 or 2 periods also increases the schools’ flexibility when creating the master schedule. The increased flexibility allows the school to create a master schedule that minimizes conflicts and maximizes the student’s ability to get the classes they need.

The District calculates that each Special Education classroom is used 4.33 periods per day. 4.33 periods per classroom means that every classroom will be used 4 of the 7 periods per day and 1/3 of the classrooms will be used 6 periods of the day.

The reasons for the lowered number for Special Education classes compared to General Education classes is due to the fact that Special Education teachers are given an additional period without scheduled classes to perform a wide variety of case management duties. These duties often include meeting with parents, students, teachers and specialized staff as well as conducting IEP meetings, coordinating with General Ed. teachers and more.

Average “Takes” per Student

This piece of data is very important in determining the Educational Capacity at each school. The fewer classes each student takes, the more room a school has for additional students. The origin of the current 6.10 takes per student comes from a calculation that includes adding together every seat taken by a student in every class offered by the district (General Ed., Special Ed., English Learners, Career/Technical, Site Funded, Intervention, etc.) and dividing that by the number of enrolled students in the district. This average number of students takes continues to remain somewhat stable at 6.10.

FUHSD MAXIMUM PLANT CAPACITY

Maximum Plant Capacity is a calculation of the maximum amount of students a campus can contain, regardless of educational restrictions or limits. The maximum plant capacity utilizes every space available to offer a class, regardless of its current use or best use. It also utilizes a high daily use rate for each classroom that reduces or eliminates teacher “prep” time/tutorial time, and eliminates the flexibility needed to create an effective master schedule.

FUHSD MAXIMUM PLANT CAPACITY FOR 2016-17					
	CHS	FHS	HHS	LHS	MVHS
Total Educational Capacity	2566	2560	2673	2340	2740

ASSUMPTIONS FOR CALCULATION

- Average Class Size for General Education Classes = 30.10
- Average Class Size for Special Education Classes = 12.00
- Room Use for General Education classrooms = 6.00
- Room Use for Special Education classrooms = 5.50
- Average Class takes per student = 6.10

CALCULATION OF MAXIMUM PLANT CAPACITY

The calculation for Maximum Plant Capacity is the same as Educational Capacity except different assumptions are used. The Average Room Use for General Education classrooms is increased to 6.00 and for Special Education classrooms, it is increased to 5.50. The number of rooms available may also change, by assuming a conversion of some current rooms into classrooms. An example of this may be converting an open computer lab into a classroom.

CALCULATION OF MAXIMUM FACILITY CAPACITY FOR 2016-17					
	CHS	FHS	HHS	LHS	MHS
Gen. Ed. Rooms	83	81	87	75	90
Sp. Ed. Rooms	10	15	9	11	7
Gen. Ed. Class Size Avg.	30.1	30.1	30.1	30.1	30.1
Sp. Ed. Class Size Avg.	12	12	12	12	12
Gen. Ed. Avg. Room Use	6	6	6	6	6
Sp. Ed. Avg. Room Use	5.5	5.5	5.5	5.5	5.5
Avg. Takes per Student	6.1	6.1	6.1	6.1	6.1
Total	2566	2560	2673	2340	2740

APPENDIX A – ROOM INVENTORY

CUPERTINO HIGH SCHOOL ROOM INVENTORY

Room	Description/Use	Gen. Ed.	Sp. Ed.	Non
101	Classroom	X		
102	Classroom	X		
103	Classroom	X		
104	Classroom	X		
105	Classroom	X		
106	Classroom	X		
107	Classroom	X		
108	Classroom	X		
109	Classroom	X		
110	Classroom	X		
113	Offices			X
114	Classroom	X		
115	Classroom	X		
116	Classroom	X		
117	Portable	X		
118	Portable	X		
119	Portable	X		
120	Portable	X		
121	Portable	X		
122	Portable	X		
201	Closet			X
202	Classroom	X		
203	Classroom	X		
204	Classroom	X		
205	Classroom	X		
208	Classroom	X		
209	Closet			X
210	Classroom	X		
211	Classroom	X		
211	Computer Lab			X
212	Classroom	X		
213	Classroom	X		
214	Classroom	X		
215	Classroom	X		
301	Conf. Room			X
304	Duplicating Ctr.			X
307	Computer Class	X		

308	Spec. Ed.		X	
309	Classroom		X	
310	Classroom	X		
311	Sp. Ed. Offices			X
312	Classroom	X		
314	Computer Class	X		
315	Classroom	X		
316	Classroom	X		
317	Classroom	X		
318	Classroom	X		
401	Classroom	X		
404	Classroom	X		
405	Classroom	X		
407	Classroom	X		
409	Classroom	X		
410	Classroom	X		
411	Classroom	X		
412	Classroom	X		
413	Classroom	X		
418	Classroom	X		
419	Classroom	X		
420	Classroom	X		
501	Science Lab	X		
502	Science Lab	X		
503	Science Lab	X		
504	Science Lab	X		
506	Science Lab	X		
507	Science Lab	X		
508	Science Lab	X		
509	Science Lab	X		
601	Spec. Ed.		X	
602	Office/extra for 601			X
605	Drama Class	X		
606	Office/extra for 607			X
607	Academic Com.		X	
608	Classroom	X		
609	Spec. Ed.		X	
610	Spec. Ed.		X	
611	Classroom	X		
612	Classroom	X		
613	Spec. Ed.		X	
614	Spec. Ed.		X	
702	Music Classroom	X		

703	Music Classroom	X		
708	Spec. Ed./LC		X	
709	Spec. Ed./LC		X	
721	Classroom	X		
722	Classroom	X		
723	Classroom	X		
802	Music Classroom	X		
804	Wood/Art	X		
810	Art	X		
815	Art	X		
903	Day Care			X
905	Day Care			X
906	Classroom	X		
910	Foods	X		
911	Portable	X		
912	Portable	X		
913	Portable	X		
914	Portable	X		
915	Portable	X		
916	Portable	X		
1214	Library Room			X
1215	Library Room			X
PE FH	Field House	X		
PE Gym	Main Gym	X		
PE Other	Main Gym	X		
PE WR	Weight Room	X		
TOTALS		83	10	13

FREMONT HIGH SCHOOL ROOM INVENTORY

Room	Description/Use	Gen. Ed.	Sp. Ed.	Non
1	Spec. Ed.		X	
2	Classroom	X		
3	Classroom	X		
4	Foods	X		
5	Utility Room/Office			X
6	Spec. Ed.		X	
7	Classroom	X		
8	Classroom	X		
20	Classroom	X		
21	Classroom	X		

22	Classroom	X		
23	Classroom	X		
24	Classroom	X		
25	Classroom	X		
26	Spec. Ed.		X	
27	Spec. Ed.		X	
28	Spec. Ed.		X	
40	Classroom	X		
41	Classroom	X		
42	Classroom	X		
43	Classroom	X		
44	Classroom	X		
70	Math Office/Class			X
71	Classroom			X
72	Spec. Ed.		X	
73	Spec. Ed.		X	
74	Spec. Ed.		X	
75	Spec. Ed.		X	
76	Classroom	X		
77	English Office			X
80	Classroom	X		
81	Classroom	X		
82	Classroom	X		
83	Classroom	X		
84	Classroom	X		
85	Classroom	X		
86	Classroom	X		
87	Classroom	X		
90	Classroom	X		
91	Classroom	X		
92	Science Lab	X		
93	Science Lab	X		
112	Lecture Aud.			X
123	Classroom	X		
124	Classroom	X		
125	Classroom	X		
126	Classroom	X		
127	Classroom	X		
128	Computer Class	X		
129	Classroom	X		
130	Science Lab	X		
131	Science Lab	X		
132	Science Lab	X		

133	Science Lab	X		
134	Science Lab	X		
135	Science Lab	X		
136	Science Lab	X		
140	Soc. Stud. Office			X
142	Classroom	X		
143	Classroom	X		
144	Classroom	X		
145	Classroom	X		
146	Spec. Ed.		X	
147	Spec. Ed.		X	
150	Auto Garage			X
151	Auto Classroom	X		
153	Classroom	X		
154	Spec. Ed.		X	
155	Computer Tech Ctr.			X
156	Spec. Ed.		X	
161	Ceramics	X		
162	3D	X		
163	Art	X		
164	Art	X		
154B	Office			X
B1	Classroom	X		
B2	Classroom	X		
B21	Classroom	X		
B22	Classroom	X		
B23	Classroom	X		
B24	Classroom	X		
B25	Classroom	X		
B26	Classroom	X		
B27	Classroom	X		
B28	Classroom	X		
B29	Classroom	X		
B3	Classroom	X		
B4	Classroom	X		
B5	Classroom	X		
B6	Classroom	X		
B7	Classroom	X		
Music	Band	X		
Music	Choir	X		
P1	Portable/Office			X
P2	Portable Classroom	X		
P3	Portable Classroom	X		

P4	Portable/Office			X
P5	Spec. Ed. Portable		X	
P6	Spec. Ed. Portable		X	
P7	Portable Classroom	X		
P8	Portable Classroom	X		
P9	Portable Classroom	X		
PE1	PE Other	X		
PE2	Small Gym/Field House	X		
PE3	Main Gym	X		
PE4	Weight Room	X		
TOTALS		80	15	11

HOMESTEAD HIGH SCHOOL ROOM INVENTORY

Bldg.	Room	Description/Use	Gen. Ed.	Sp. Ed.	Non
A	101	Offices/Prep			X
A	102	Offices/Prep			X
A	109	Spec. Ed.		X	
A	110	Spec. Ed.		X	
A	114	Spec. Ed.		X	
A	118	ASB Classroom	X		
A	201	Classroom	X		
A	202	Classroom	X		
A	203	Classroom	X		
A	204	Classroom	X		
A	205	Spec. Ed.		X	
A	206	Classroom	X		
A	207	Classroom	X		
A	208	Business office			X
A	209	Classroom	X		
A	210	Classroom	X		
A	211	Computer Class	X		
B	101	Classroom	X		
B	102	Classroom	X		
B	103	Classroom	X		
B	104	Classroom	X		
B	105	Classroom	X		
B	106	Classroom	X		
B	107	Classroom	X		
B	108	Classroom	X		
B	109	Classroom	X		
B	110	Classroom	X		

B	111	Classroom	X		
B	201	Classroom	X		
B	202	Classroom	X		
B	203	Classroom	X		
B	204	Classroom	X		
B	205	Classroom	X		
B	206	Classroom	X		
B	207	Classroom	X		
B	208	Classroom	X		
B	209	Classroom	X		
B	210	Classroom	X		
B	211	Classroom	X		
B	212	Classroom	X		
C	100	Science Lab	X		
C	101	Science Lab	X		
C	102	Art/Photo	X		
C	103	Classroom	X		
C	104	Classroom	X		
C	105	Classroom	X		
C	106	Classroom	X		
C	107	Spec. Ed.		X	
C	108	Science Lab	X		
C	200	Classroom	X		
C	201	Speech Therapy			X
C	202	Spec. Ed. Testing			X
C	203	Classroom	X		
C	204	Classroom	X		
C	205	Classroom	X		
C	206	Classroom	X		
C	207	Classroom	X		
C	208	Classroom	X		
C	210	Classroom	X		
C	211	Classroom	X		
C	212	Classroom	X		
D	1	Art/Ceramics	X		
D	2	Art	X		
E	119	Black Box Th.	X		
E	122	Music Storage			X
E	123	Music	X		
E	129	Music	X		
F	100	Old Training Rm.	X		
F	101	Media Class	X		
F	102	Spec. Ed.		X	

F	103	Classroom	X		
F	104	Spec. Ed.		X	
F	105	Auto	X		
F	106	Auto/Storage			X
H	105	PE Other	X		
H	PE FH	Small Gym	X		
H	PE Gym	Gymnasium	X		
H	PE WT	Weight Room	X		
K	1	Classroom	X		
K	2	Classroom	X		
K	3	Classroom	X		
L	101	Classroom	X		
L	102	Classroom	X		
L	103	Classroom	X		
L	104	Classroom	X		
L	105	Classroom	X		
L	106	Classroom	X		
L	107	Classroom	X		
L	108	Spec. Ed.		X	
L	109	Classroom	X		
L	110	Classroom	X		
L	111	Classroom	X		
L	112	Classroom	X		
L	113	Classroom	X		
L	114	Spec. Ed.		X	
S	1	Science Lab	X		
S	2	Science Lab	X		
S	3	Science Lab	X		
S	4	Science Lab	X		
S	5	Science Lab	X		
S	6	Science Lab	X		
S	7	Science Lab	X		
S	8	Science Lab	X		
TOTALS			87	9	7

LYNBROOK HIGH SCHOOL ROOM INVENTORY

Room	Description/Use	Gen. Ed.	Sp. Ed.	Non
1	Science Lab	X		
2	Science Lab	X		
3	Prep Room			X

4	IT Storage			X
5	Computer Lab			X
6	Computer Lab			X
7	Science Room	X		
70	Art	X		
71	Art	X		
72	Music	X		
73	Art	X		
74	Drama	X		
75	Classroom	X		
76	Flex Lab			X
77	Music	X		
101	Classroom	X		
102	Office/Prep Rm.			X
103	Classroom	X		
104	Classroom	X		
105	Classroom	X		
106	Classroom	X		
107	Classroom	X		
108	Classroom	X		
109	Classroom	X		
110	Classroom	X		
111	Classroom	X		
112	Classroom	X		
113	Offices - ML			X
114	Classroom	X		
201	Book Room			X
202	Classroom	X		
203	Classroom	X		
204	Classroom	X		
205	Classroom	X		
206	Spec. Ed.		X	
207	Spec. Ed. Testing			X
208	Psych. Office			X
209	Spec. Ed.		X	
210	Classroom	X		
211	Classroom	X		
212	Classroom	X		
213	Classroom	X		
214	Classroom	X		
215	Offices/Prep. Eng.			X
301	Science Lab	X		
302	Science Lab	X		

303	Science Lab	X		
304	Science Lab	X		
305	Science Lab	X		
306	Science Lab	X		
307	Science Lab	X		
308	Offices/Prep. Sci.			X
401	Classroom	X		
402	Classroom	X		
403	Classroom	X		
404	Classroom	X		
405	Offices/Prep. Math			X
406	Book Room			X
407	Classroom	X		
408	Classroom	X		
409	Classroom	X		
410	Classroom	X		
501	Classroom	X		
502	Classroom	X		
503	Classroom	X		
504	Classroom	X		
505	Classroom	X		
506	Science Lab	X		
507	Spec. Ed.		X	
508	Spec. Ed.		X	
509	Foods	X		
510	Classroom	X		
511	Classroom	X		
512	Book Room			X
601	Spec. Ed.		X	
602	Spec. Ed.		X	
603	Classroom	X		
604	Classroom	X		
605	Computer Class	X		
606	Classroom	X		
607	SLP Office			X
608	Computer Class	X		
609	Classroom	X		
610	Spec. Ed.		X	
611	Classroom		X	
612	Portable A/E			X
613	Portable A/E			X
614	Portable A/E			X

615	Portable A/E			X
800	VGR Office			X
801	Voyager Class		X	
802	Voyager Class		X	
803	Voyager Class		X	
PE FH	Field House	X		
PE Gym	Main Gym	X		
PE Oth	Other	X		
PE WT	Weight Room	X		
TOTALS		65	11	21

MONTA VISTA HIGH SCHOOL ROOM INVENTORY

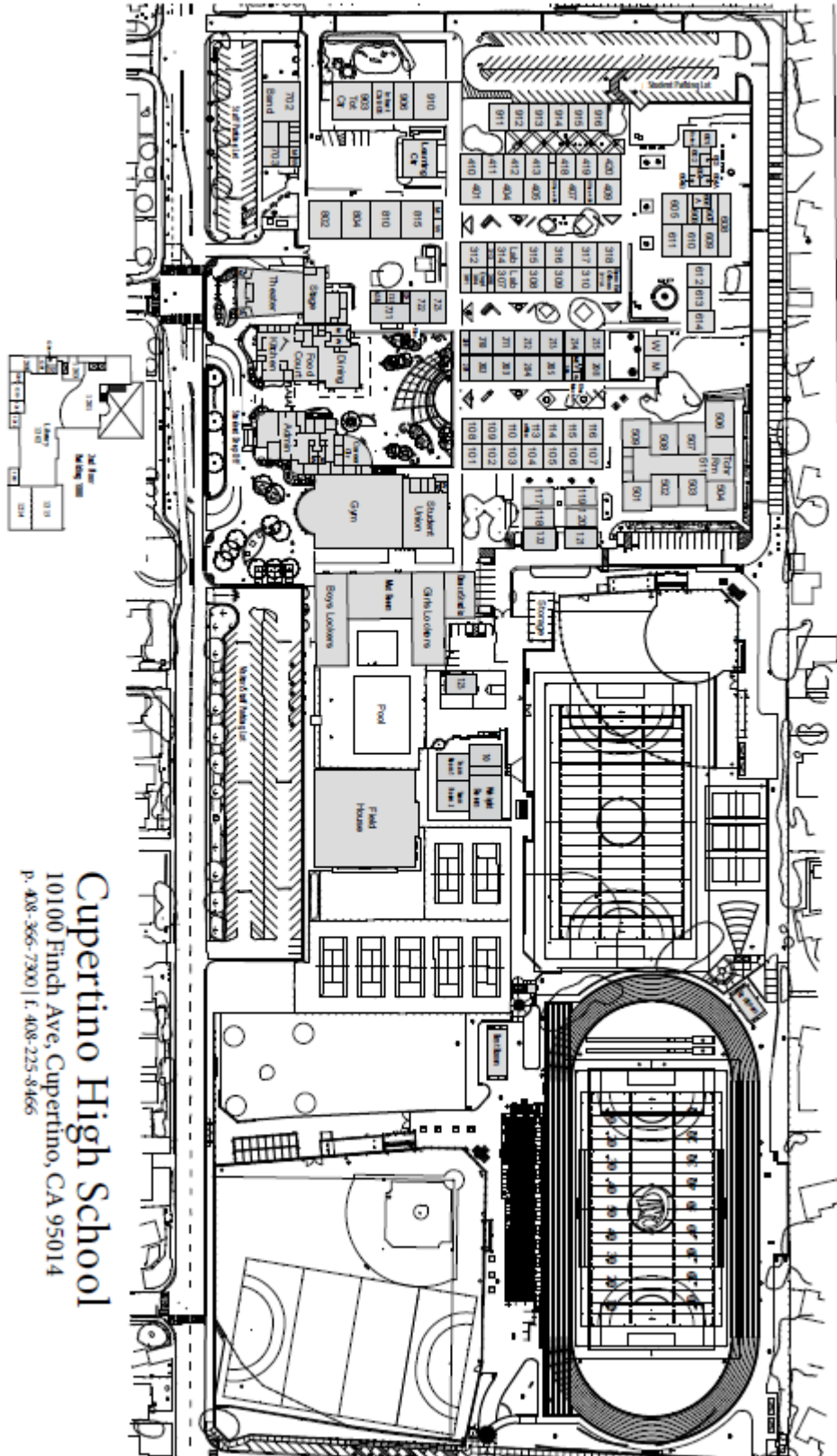
Bldg.	Room	Description/Use	Gen. Ed.	Sp. Ed.	Non
A	101	Offices/Prep			X
A	102	Spec. Ed.		X	
A	103	Computer Class	X		
A	104	Spec. Ed.		X	
A	105	Spec. Ed.		X	
A	105	Spec. Ed.		X	
A	106	Spec. Ed.		X	
A	107	Offices/Prep			X
A	108	Offices/Prep			X
A	109	Offices/Prep			X
A	110	Offices/Prep			X
A	111	Classroom	X		
A	112	Classroom	X		
A	201	Classroom	X		
A	202	Classroom	X		
A	203	Classroom	X		
A	204	Classroom	X		
A	205	Classroom	X		
A	206	Spec. Ed.		X	
A	207	Spec. Ed.		X	
A	208	Classroom	X		
A	209	Classroom	X		
A	210	Classroom	X		
A	211	Classroom	X		
A	212	Classroom	X		
B	101	Science Lab	X		
B	102	Science Lab	X		
B	103	Science Lab	X		

B	104	Science Lab	X		
B	105	Science Lab	X		
B	106	Science Lab	X		
B	107	Offices/Prep			X
B	108	Offices/Prep			X
B	109	Science Lab	X		
B	201	Classroom	X		
B	202	Offices/Prep			X
B	203	Classroom*	X		
B	204	Classroom*	X		
B	205	Classroom*	X		
B	206	Classroom*	X		
B	207	Classroom*	X		
B	208	Classroom	X		
B	209	Classroom	X		
B	210	Classroom	X		
B	211	Classroom	X		
B	212	Classroom	X		
B	213	Classroom	X		
C	101	Classroom	X		
C	102	Classroom	X		
C	103	Classroom	X		
C	104	Classroom	X		
C	105	Classroom	X		
C	106	Classroom	X		
C	107	Classroom	X		
C	108	Classroom	X		
C	109	Classroom	X		
C	110	Classroom	X		
C	201	Classroom	X		
C	202	Classroom	X		
C	203	Classroom	X		
C	204	Classroom	X		
C	205	Classroom	X		
C	206	Offices/Prep			X
C	207	Classroom	X		
C	208	Classroom	X		
C	209	Classroom	X		
C	210	Classroom	X		
D	101	Classroom	X		
D	102	Classroom	X		
D	103	Classroom	X		
D	104	Offices/Prep			X

D	105	Computer Class	X		
D	106	Classroom	X		
D	107	Classroom	X		
D	108	Classroom	X		
D	109	Dance - PE	X		
D	109	Offices/Prep			X
D	201	Classroom	X		
D	202	Classroom*	X		
D	203	Classroom	X		
D	204	Offices/Prep			X
D	205	Science Lab	X		
D	206	Science Lab	X		
D	207	Science Lab	X		
D	208	Science Lab	X		
E	101	Science Lab	X		
E	102	Science Lab	X		
E	201	Classroom	X		
E	202	Classroom	X		
E	203	Computer Class	X		
E	204	Computer Class	X		
F	101	Art/Drafting	X		
F	102	Photography	X		
F	103	Art	X		
F	104	Black Box Th.	X		
F	105	Wood	X		
F	106	Ceramics	X		
F	107	Robotics	X		
F	108	Engineering	X		
F	109	Music/practice			X
F	110	Offices/Prep			X
F	111	Vocal	X		
F	112	Music/practice			X
F	114	Instrumental	X		
G	104	Weight Room	X		
G	FH	Field House	X		
G	GYM	Main Gym	X		
Port	P1	Classroom	X		
Port	P2	Classroom	X		
Port	P3	Classroom	X		
Port	P4	Classroom	X		
Port	P5	Classroom	X		
TOTALS			90	7	15

APPENDIX B – SITE MAPS

Cupertino High School

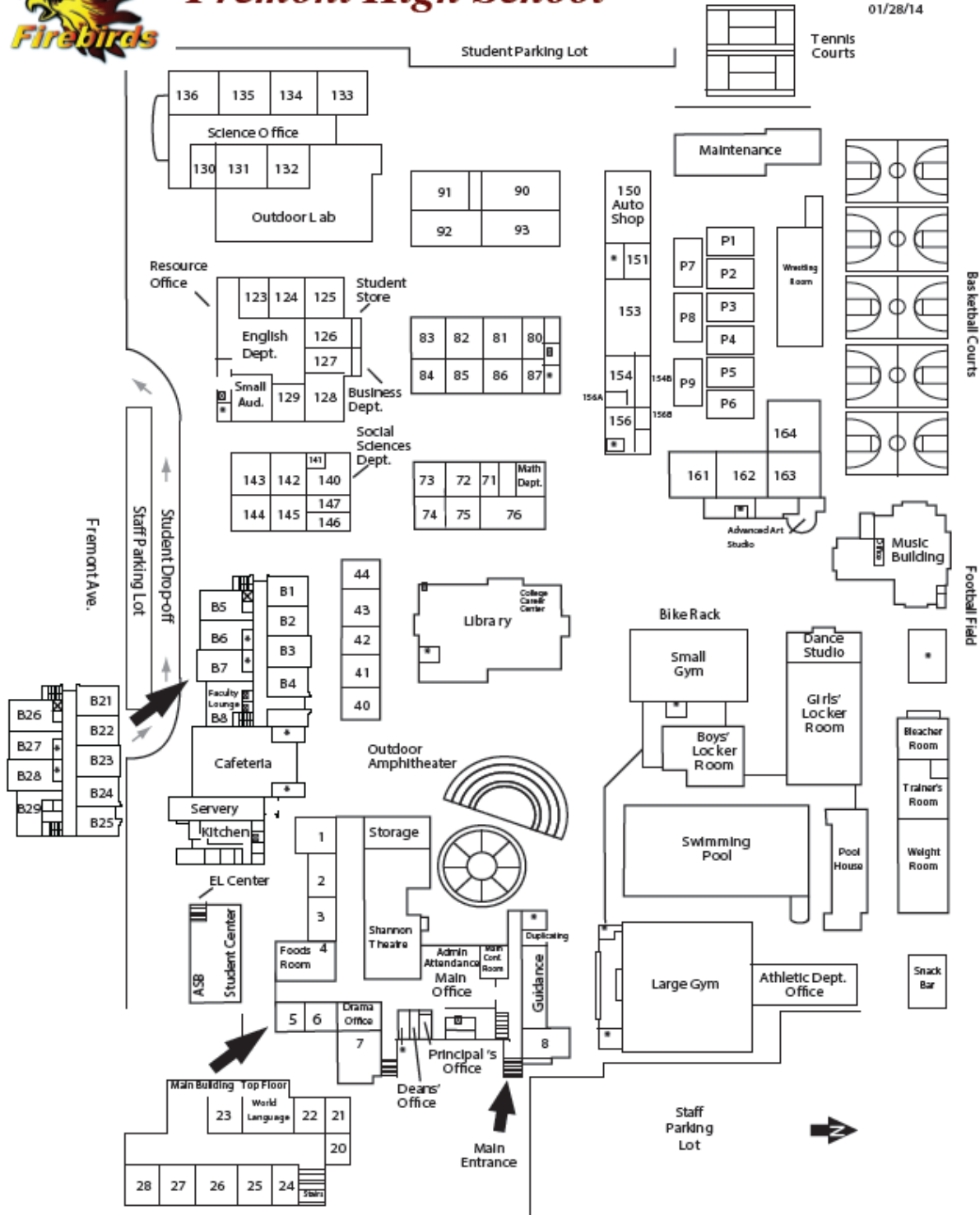


Fremont High School

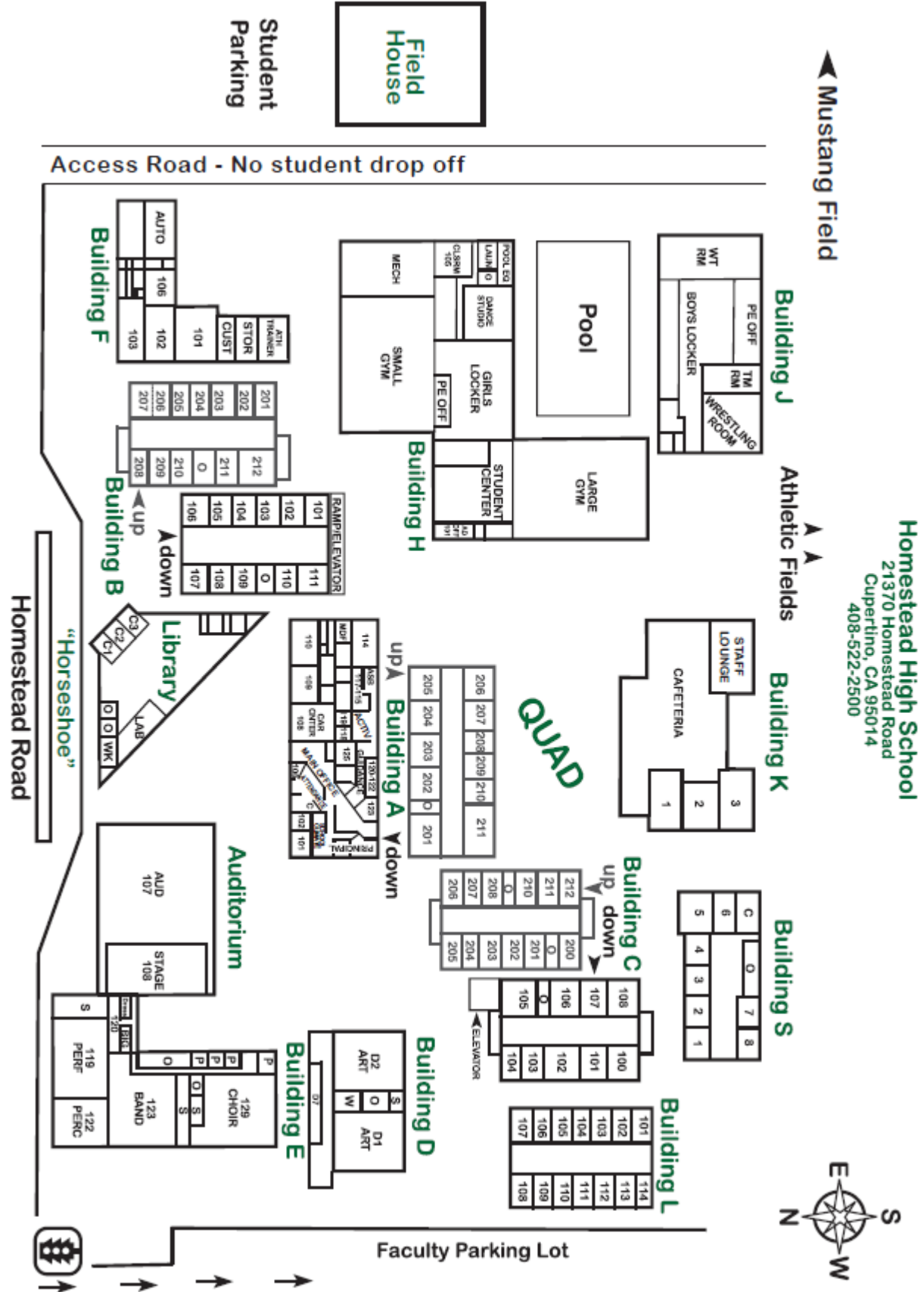


Fremont High School

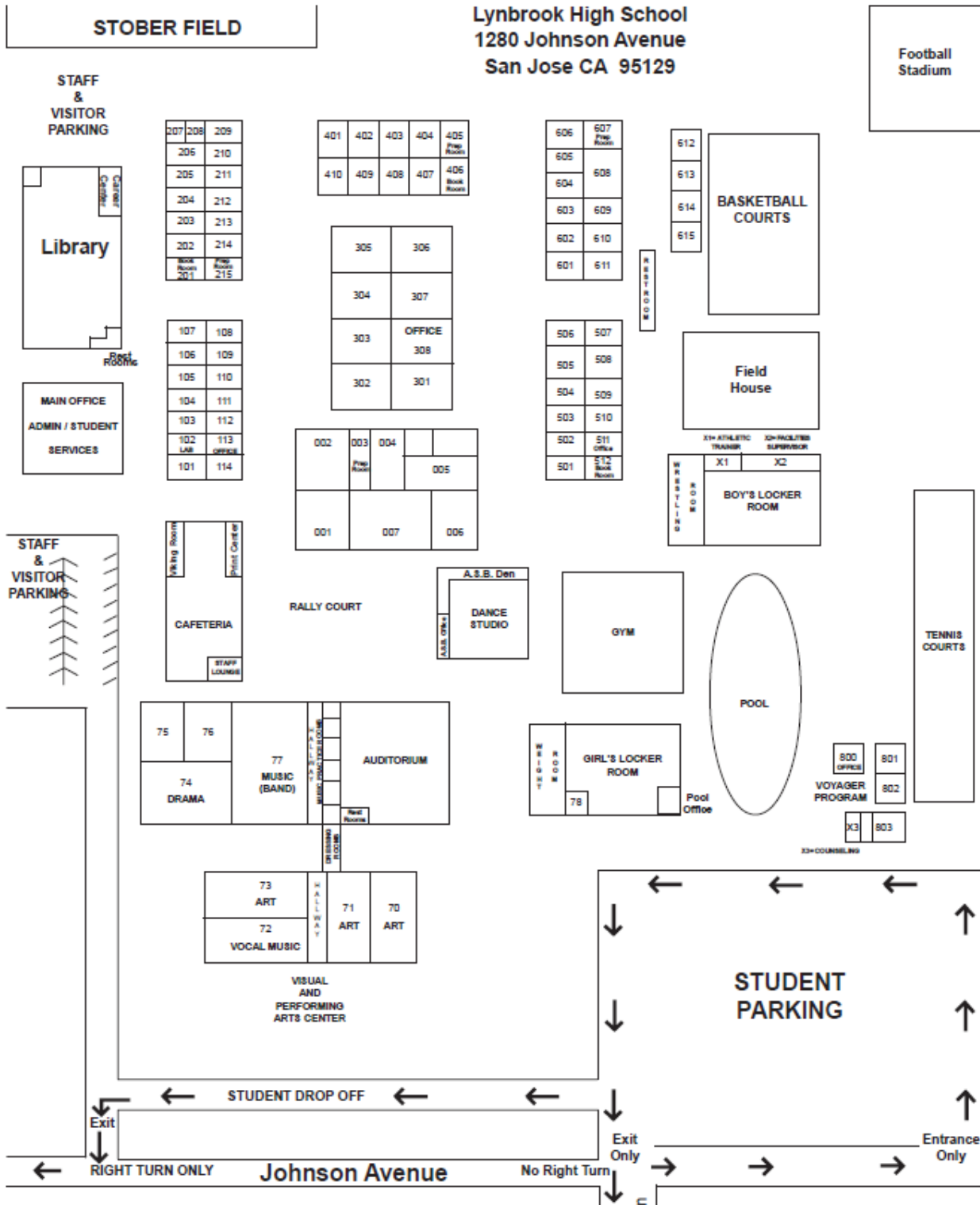
01/28/14



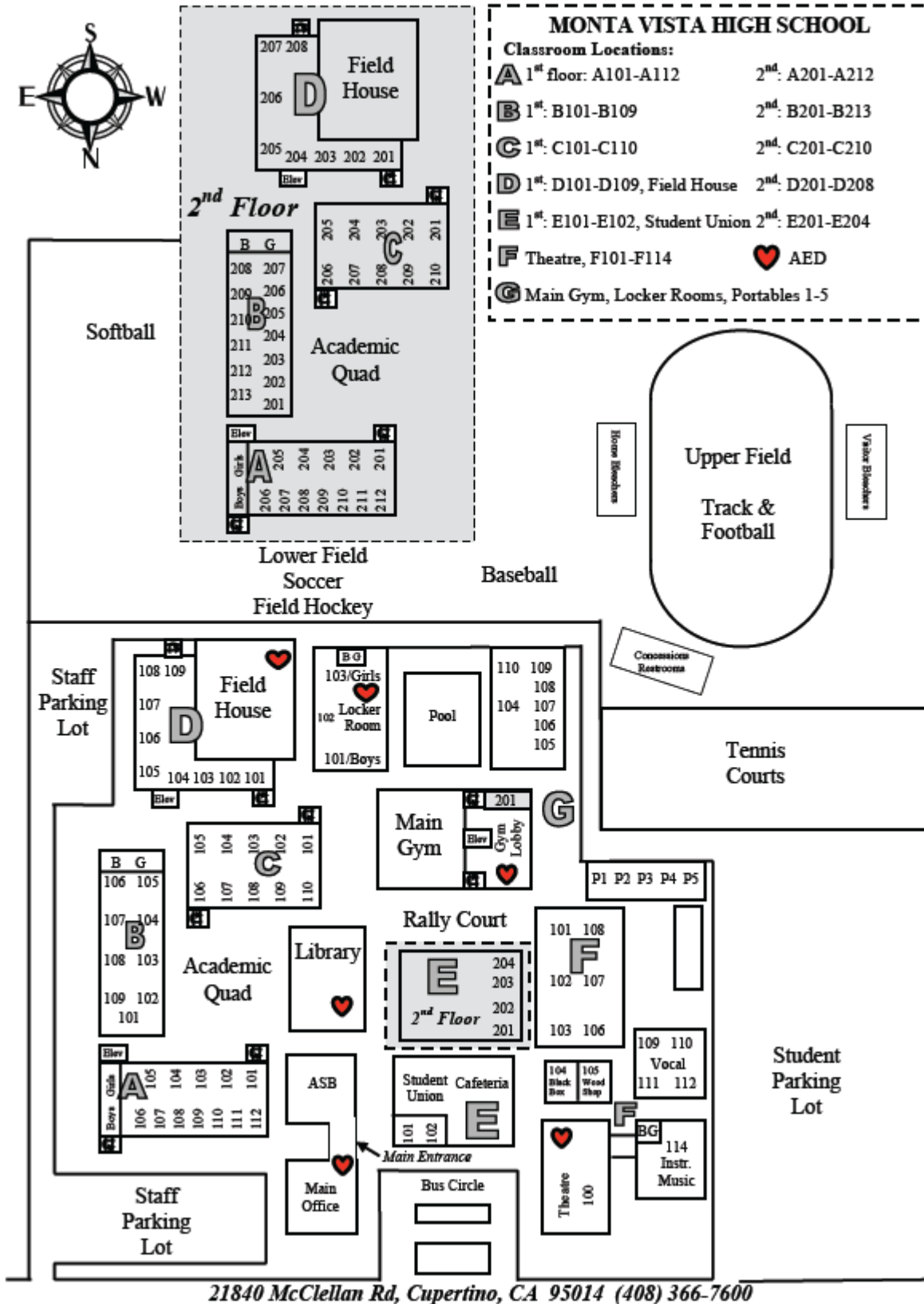
Homestead High School



Lynbrook High School



Monta Vista High School



21840 McClellan Rd, Cupertino, CA 95014 (408) 366-7600

Revised 10/12/15