

How to Create a PowerSchool Parent Account

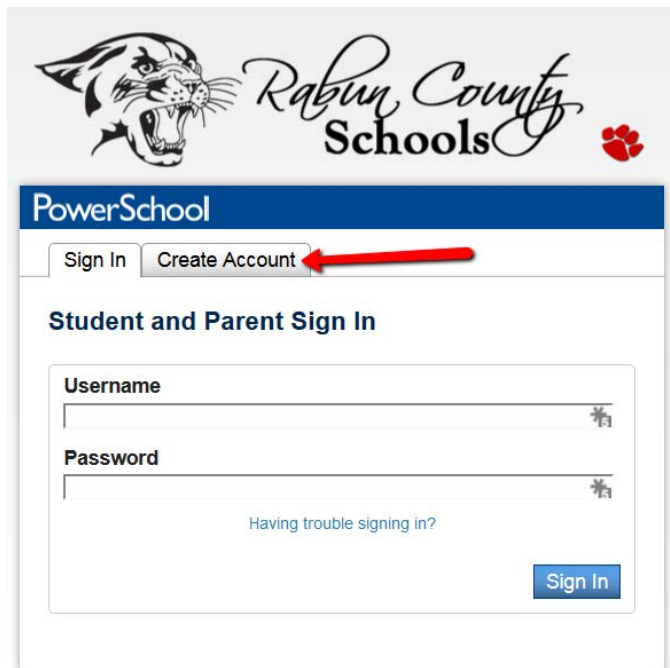
By creating a PowerSchool Parent Account, parents and guardians have 24/7 access to:

- Current student grades
- Historical student grades
- Attendance
- Student schedule
- Teacher comments
- Test scores

Parents can also sign up to have grades and attendance reports to be automatically emailed daily, weekly, biweekly, or monthly. There are also options for parents to update their current contact information and to listen to past messages sent from the school system.

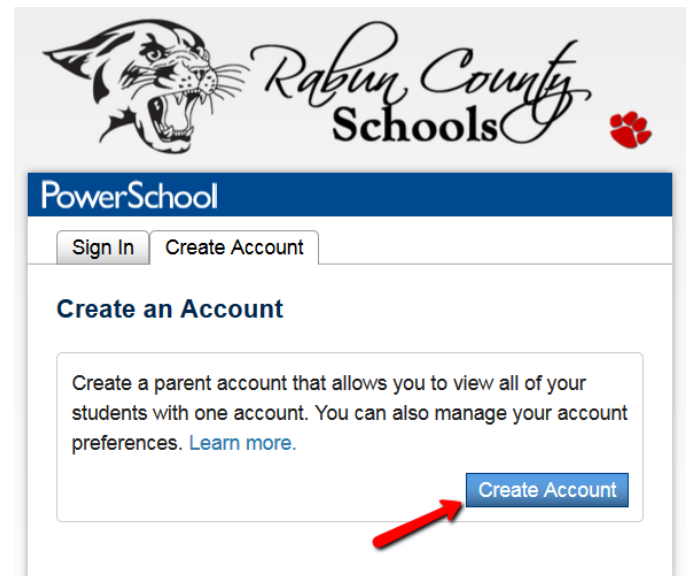
Navigate to <https://ps.rabun.k12.ga.us/public/home.html>.

Click the “Create Account” tab.



The screenshot shows the PowerSchool website header with the Rabun County Schools logo. Below the header, there are two tabs: "Sign In" and "Create Account". A red arrow points to the "Create Account" tab. Below the tabs, there is a section titled "Student and Parent Sign In" with input fields for "Username" and "Password", a "Sign In" button, and a link for "Having trouble signing in?".

Click “Create Account”.



The screenshot shows the PowerSchool website header with the Rabun County Schools logo. Below the header, there are two tabs: "Sign In" and "Create Account". Below the tabs, there is a section titled "Create an Account" with a text box containing the following text: "Create a parent account that allows you to view all of your students with one account. You can also manage your account preferences. [Learn more.](#)" A red arrow points to the "Create Account" button.

On this screen, fill out the parent information and choose the parent email, username, and password that will be used to log in. The top portion of this page creates the parent account.

Be sure you have access to check mail at the email address provided, as student notifications and password reset emails will be delivered to the address entered in this step.

The bottom portion of the page links the student to the newly-created parent account. To link a student to your account, enter the following:

- Student's full name (as it appears on the student's birth certificate)
- Access ID (student's lunch number)
- Access Password (student's Social Security Number)
- Your relationship to the student

You may link up to seven students to your account. You do not need to set up multiple parent accounts if you have seven or fewer children.

PowerSchool

Create Parent Account

First Name	<input type="text"/>
Last Name	<input type="text"/>
Email	<input type="text"/>
Desired Username	<input type="text"/>
Password	<input type="password"/>
Re-enter Password	<input type="password"/>

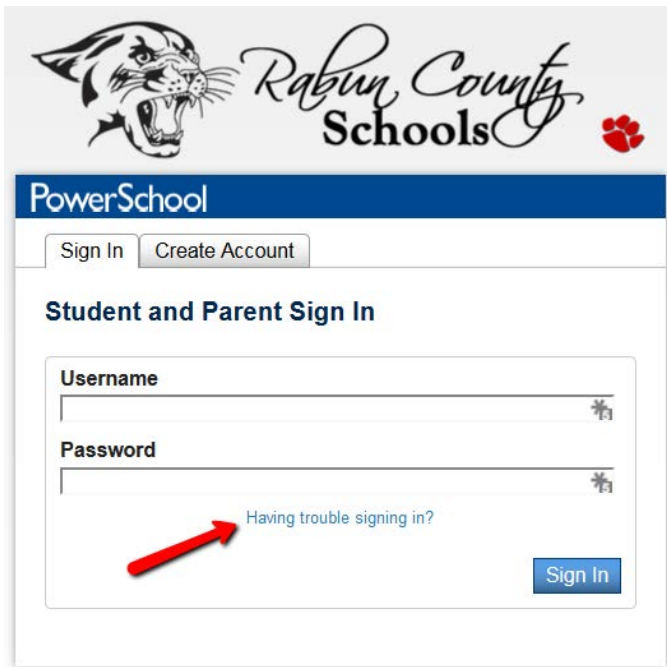
Password must:
•Be at least 6 characters long

Link Students to Account

Enter the Access ID, Access Password, and Relationship for each student you wish to add to your Parent Account

1	<input type="text"/>
Student Name	<input type="text"/>
Access ID	<input type="text"/>
Access Password	<input type="password"/>
Relationship	-- Choose
2	<input type="text"/>
Student Name	<input type="text"/>

If you forget your login information, you may retrieve it by clicking the link on the sign in page.



PowerSchool

Sign In Create Account

Student and Parent Sign In

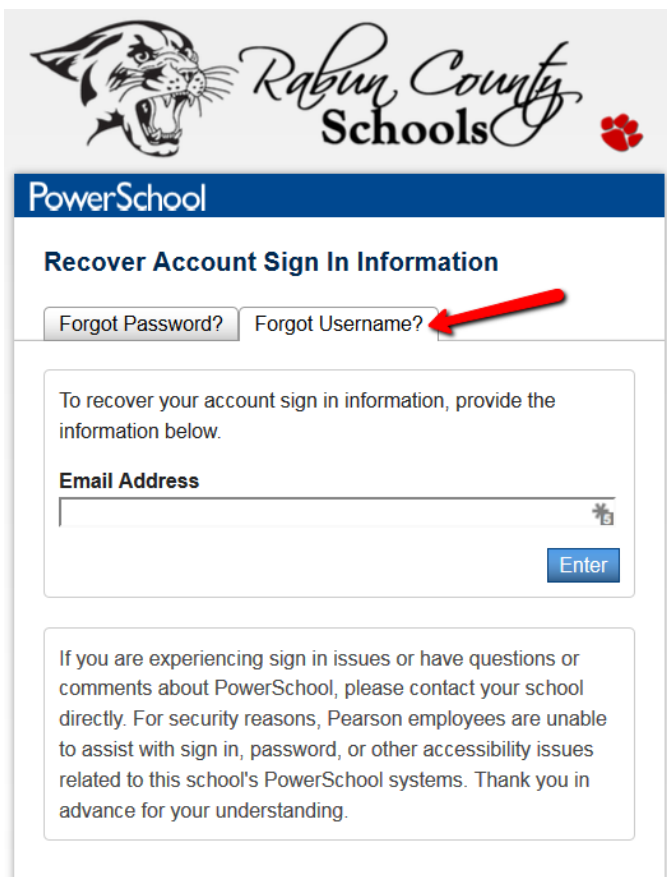
Username

Password

Having trouble signing in?

Sign In

If you have forgotten your username, click the “Forgot Username?” tab. If you have forgotten your password, click the “Forgot Password?” tab. A password reset link will be sent to the email address you provided when setting up your account.



PowerSchool

Recover Account Sign In Information

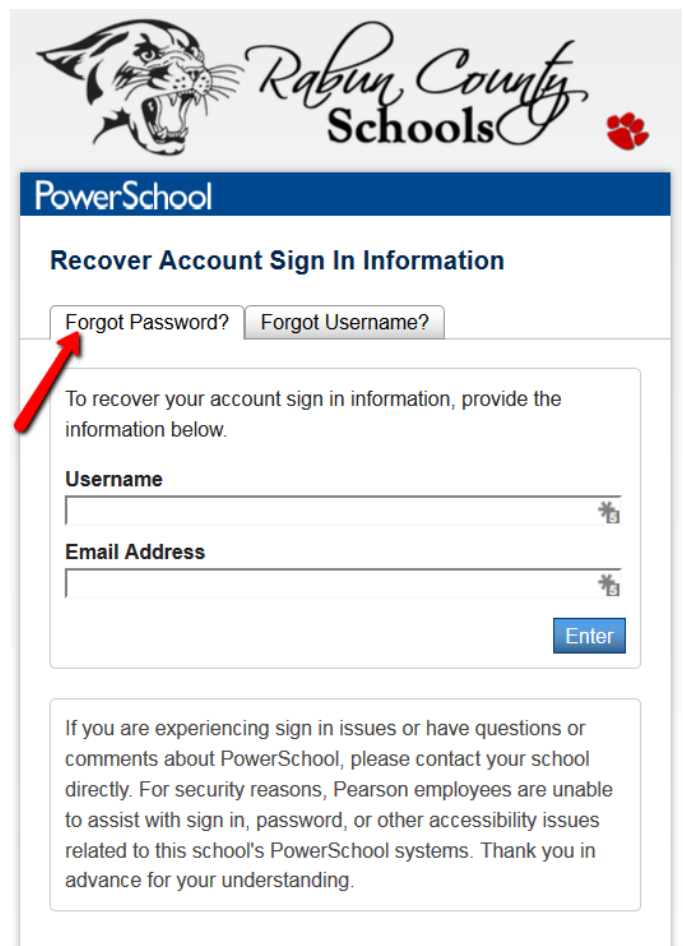
Forgot Password? Forgot Username?

To recover your account sign in information, provide the information below.

Email Address

Enter

If you are experiencing sign in issues or have questions or comments about PowerSchool, please contact your school directly. For security reasons, Pearson employees are unable to assist with sign in, password, or other accessibility issues related to this school's PowerSchool systems. Thank you in advance for your understanding.



PowerSchool

Recover Account Sign In Information

Forgot Password? Forgot Username?

To recover your account sign in information, provide the information below.

Username

Email Address

Enter

If you are experiencing sign in issues or have questions or comments about PowerSchool, please contact your school directly. For security reasons, Pearson employees are unable to assist with sign in, password, or other accessibility issues related to this school's PowerSchool systems. Thank you in advance for your understanding.