

# Southgate Community Schools

## MiPHY Report

Michigan Profile for Healthy Youth  
July 2016



“The Michigan Profile for Healthy Youth (MiPHY) is an online student health survey offered by the Michigan Department of Education and Community Health to support local and regional needs assessment. The MiPHY provides student results on health risk behaviors including substance use, violence, physical activity, nutrition, sexual behavior, and emotional health in grades 7, 9, and 11. The survey also measures risk and protective factors most predictive of alcohol, tobacco, and other drug use and violence. MiPHY results, along with other school-reported data, will help schools make data-driven decisions to improve programming funded under Title IV Safe and Drug-Free School (SDFS) program of the No Child Left Behind Act of 2001 as well as other prevention and health promotion programming.”

Quote from MDE MiPHY website

The Michigan Profile for Healthy Youth (MiPHY) was completed by 7, 9, and 11<sup>th</sup> grade students in Michigan.

The results are representative of students surveyed in Southgate.



## Who took the survey?

### 2012

Gerisch Middle School	300	7 <sup>th</sup> Grade Students
Davidson Middle School	216	9 <sup>th</sup> Grade Students
Asher	53	11 <sup>th</sup> Grade Students
Anderson High School	277	11 <sup>th</sup> Grade Students

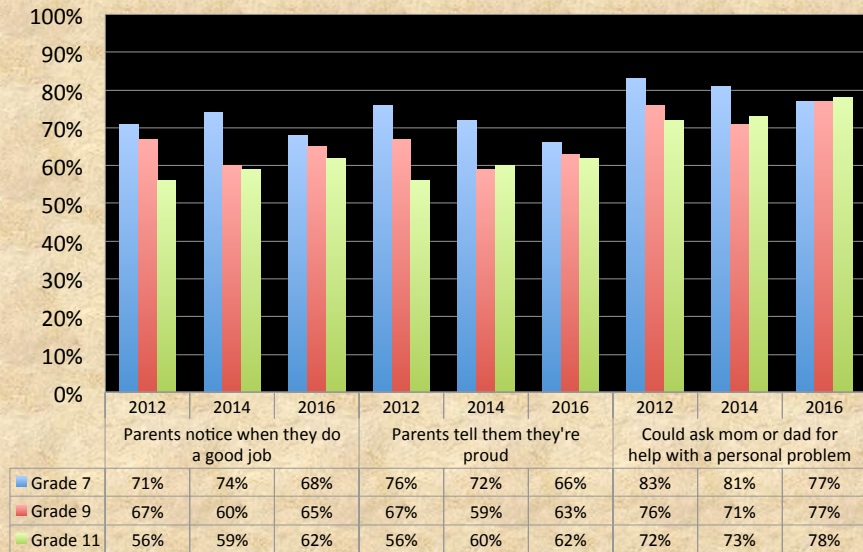
### 2014

Davidson Middle School	300	7 <sup>th</sup> Grade Students
Anderson High School	307	9 <sup>th</sup> Grade Students
	248	11 <sup>th</sup> Grade Students

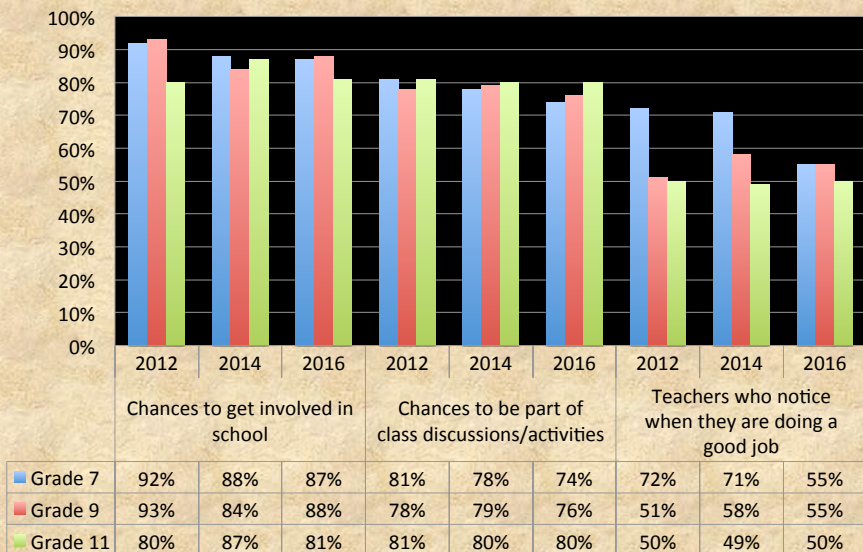
### 2016

Davidson Middle School	273	7 <sup>th</sup> Grade Students
Anderson High School	303	9 <sup>th</sup> Grade Students
	215	11 <sup>th</sup> Grade Students

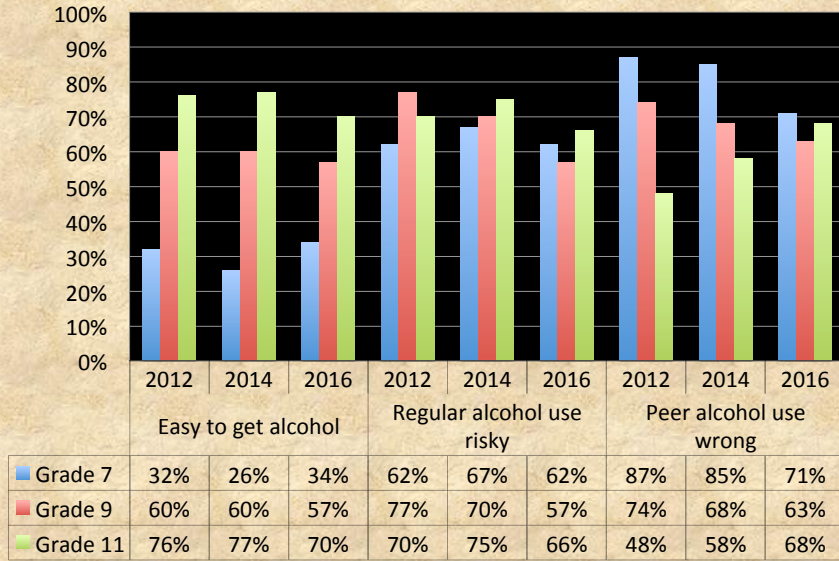
### Family: Opportunities and Rewards for Prosocial Involvement



### School: Opportunities and Rewards for Prosocial Involvement



## Attitudes Toward Alcohol

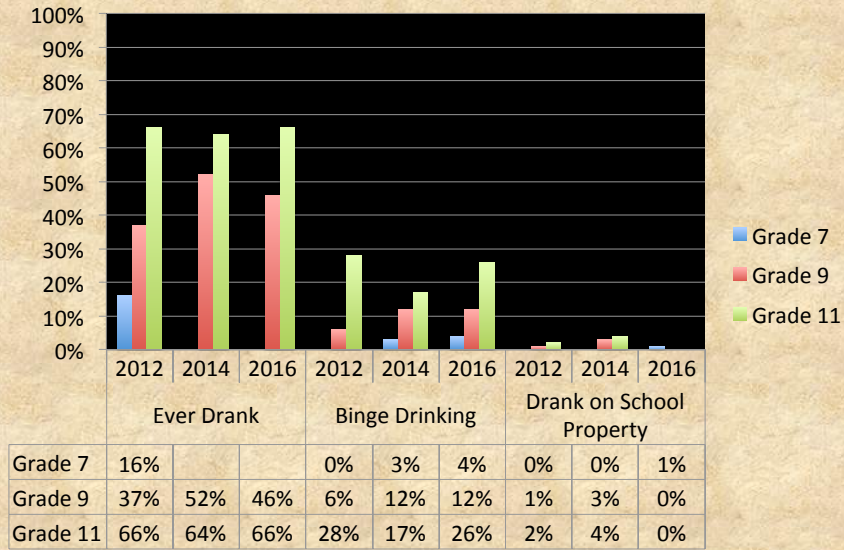


## Early Initiation of Substance Use

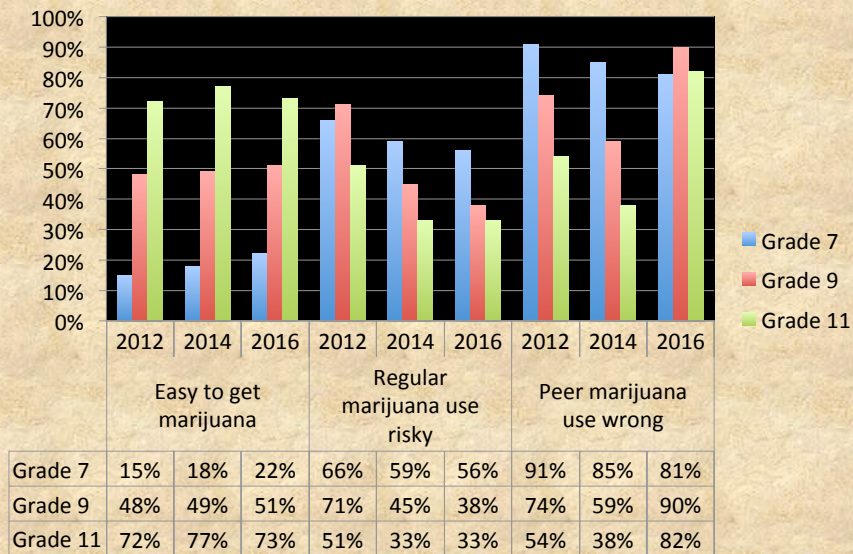
Average age of first usage

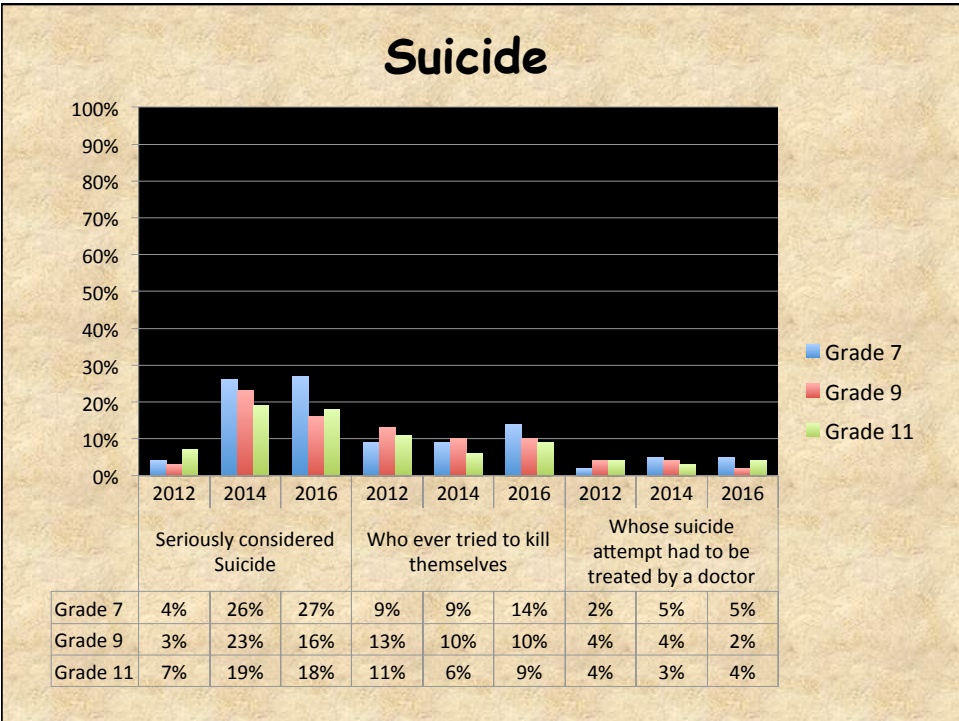
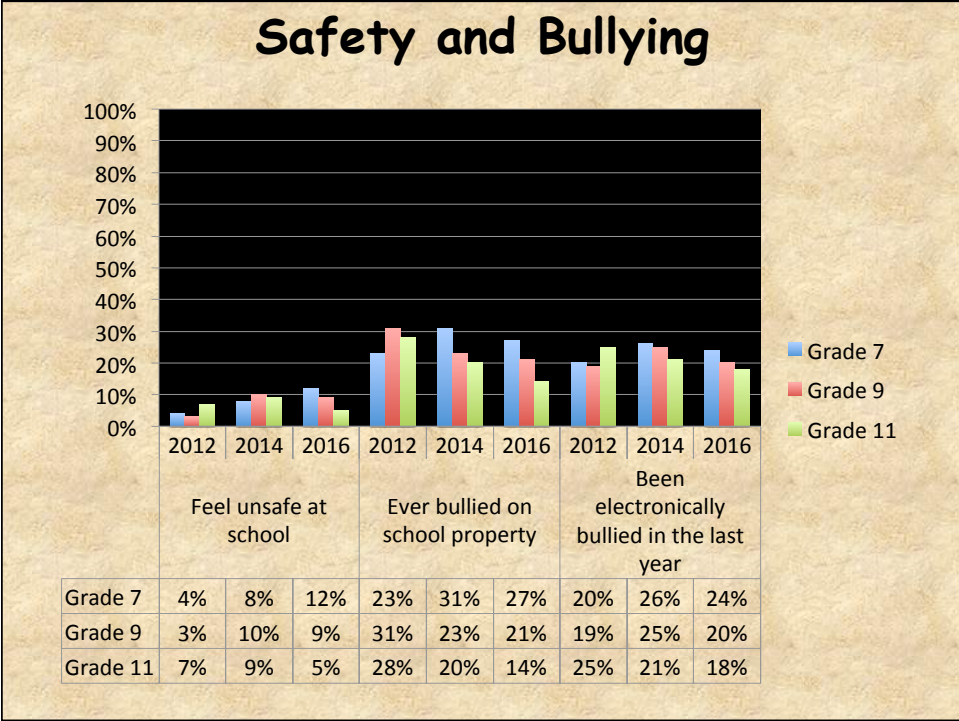
	Tobacco			Alcohol			Marijuana		
	2012	2014	2016	2012	2014	2016	2012	2014	2016
<b>Grade 7</b>	9.7	10.7	10.3	9.7	10.5	11	10	11.3	11.3
<b>Grade 9</b>	12.2	12.5	12.1	12.8	12.2	12.5	13	13	12.9
<b>Grade 11</b>	13.5	13.6	13.6	13.8	14.2	13.7	14	14.3	14.1

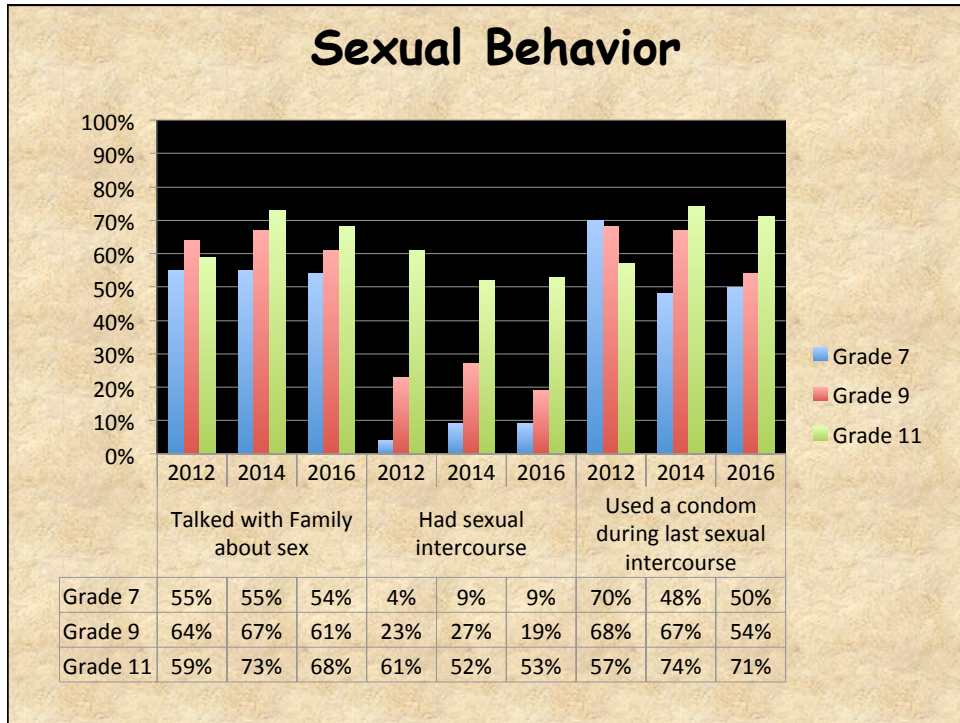
## Alcohol Use by Grade Level



## Attitudes Toward Marijuana







## What do we do with this information?

- All results are shared with administrators, social workers, and counselors (6-12).
- These results are reviewed by the Sex Education Committee to determine if any curriculum needs to be adjusted or if we should consider some program changes.
- This Power Point will also be available on our website.
- Results are summarized in trifold for parents.