

Spring Branch Independent School District

Northbrook High School

2017-2018 Campus Improvement Plan

Accountability Rating: Met Standard

Distinction Designations:
Academic Achievement in Mathematics



Mission Statement

In pursuit of excellence, Northbrook High School will monitor student achievement to provide academic growth for all students in a safe environment.

Vision

Northbrook High School will be a comprehensive high school that provides its students the opportunity to engage in the learning process, to increase student academic achievement and to participate in extracurricular activities in a safe and structured environment.

Core Beliefs

Every Child
Collective Greatness
Collaborative Spirit
Limitless Curiosity
Moral Compass

Comprehensive Needs Assessment

Comprehensive Needs Assessment Data Documentation

The following data were used to verify the comprehensive needs assessment analysis:

Improvement Planning Data

- District goals
- Campus goals
- Current and/or prior year(s) campus and/or district improvement plans
- Campus and/or district planning and decision making committee(s) meeting data
- State and federal planning requirements

Accountability Data

- Texas Academic Performance Report (TAPR) data
- Performance Index Framework Data: Index 1 - Student Achievement
- Performance Index Framework Data: Index 2 - Student Progress
- Performance Index Framework Data: Index 3 - Closing Performance Gaps
- Performance Index Framework Data: Index 4 - Postsecondary Readiness
- PBMAS data

Student Data: Assessments

- State and federally required assessment information (e.g. curriculum, eligibility, format, standards, accommodations, TEA information)
- State of Texas Assessments of Academic Readiness (STAAR) current and longitudinal results, including all versions
- STAAR End-of-Course current and longitudinal results, including all versions
- Progress of prior year STAAR failures
- STAAR Released Test Questions
- STAAR ELL Progress Measure data
- Texas English Language Proficiency Assessment System (TELPAS) results
- Texas Success Initiative (TSI) data for postsecondary/college-ready graduates data
- Advanced Placement (AP) and/or International Baccalaureate (IB) assessment data
- SAT and/or ACT assessment data
- PSAT and/or ASPIRE
- Local benchmark or common assessments data
- Student failure and/or retention rates

Student Data: Student Groups

- Race and ethnicity data, including number of students, academic achievement, discipline, attendance, and rates of progress between groups
- Number of students assigned to each special program, including analysis of academic achievement, race, ethnicity, gender, etc.
- Economically Disadvantaged / Non-economically disadvantaged performance and participation data

- Special education population, including performance, discipline, attendance, and mobility
- At-Risk population, including performance, discipline, attendance, and mobility
- ELL or LEP data, including academic achievement, support and accommodation needs, race, ethnicity, gender, etc.
- Homeless data
- Gifted and talented data

Student Data: Behavior and Other Indicators

- Completion rates and/or graduation rates data
- Annual dropout rate data
- Attendance data
- Mobility rate, including longitudinal data
- Discipline records
- Violence and/or violence prevention records
- Tobacco, alcohol, and other drug-use data
- Student surveys and/or other feedback
- Class size averages by grade and subject

Employee Data

- Professional learning communities (PLC) data
- Staff surveys and/or other feedback
- Highly qualified staff data
- Teacher/Student Ratio
- Campus leadership data
- Campus department and/or faculty meeting discussions and data
- Professional development needs assessment data
- Evaluation(s) of professional development implementation and impact
- PDAS and/or T-TESS

Parent/Community Data

- Parent surveys and/or other feedback
- Parent Involvement Rate
- Community surveys and/or other feedback

Support Systems and Other Data

- Organizational structure data
- Processes and procedures for teaching and learning, including program implementation
- Communications data
- Capacity and resources data

- Budgets/entitlements and expenditures data
- Study of best practices
- Action research results
- Other additional data

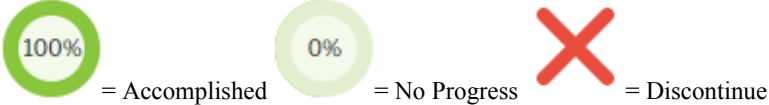
Goals

Goal 1: Post-Secondary Enrollment: Northbrook High School will increase the number of students enrolling in a post-secondary T-2-4 program.

Performance Objective 1: NHS will increase the number of students enrolling in post-secondary by 5%.

Evaluation Data Source(s) 1: Baseline data 36%.

Summative Evaluation 1:

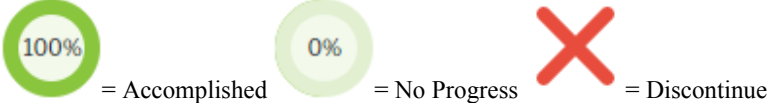
Strategy Description	Monitor	Strategy's Expected Result/Impact	Formative Reviews		
			Nov	Jan	Mar
1) NHS will continue working with programs such as Collegiate Challenge, CCC, One Goal, Emerge, and the Mentoring Program to help increase post-secondary enrollment.	Administration Post-Secondary Counselor Grade Level Counselor Teachers	Increase in NHS post-secondary enrollment.			
2) NHS will effectively utilize advisory time to provide exposure to post-secondary information and options.	Administration Advisory Planning Team Counselors Teachers	Increase in NHS post-secondary enrollment.			
3) NHS Core teachers will teach priority standards by utilizing proficiency/performance scales to specifically target, maximize and evaluate students levels/depth of understanding to increase post-secondary options.	Administration Counselor Core Teachers	Increase in NHS post-secondary enrollment, standardized test scores and classroom performance.			
					

Goal 2: School Connectedness: Northbrook High School will measure school climate and connectedness by administering the Panorama School Student Survey.

Performance Objective 1: At least 55% of NHS students will feel connected to NHS.

Evaluation Data Source(s) 1: Panorama School Climate and Connectedness Student Survey baseline data.

Summative Evaluation 1:

Strategy Description	Monitor	Strategy's Expected Result/Impact	Formative Reviews		
			Nov	Jan	Mar
1) NHS will utilize the results of the Panorama School Climate and Connectedness Survey to foster a positive school climate and school connectedness.	Administration	NHS will examine data from Panorama School Climate and Connectedness Student Survey and develop an action plan based on student and campus needs.			
2) NHS will promote and expand upon clubs and extracurricular activities for students.	Administration Directors Sponsors Coaches	Increased participation in clubs and extracurricular activities.			
					

Goal 3: Post-Secondary Readiness, Achievement: Northbrook High School will increase the campus average composite score on the ACT for 3 consecutive years.

Performance Objective 1: NHS will increase the ACT campus average composite score by .5%.

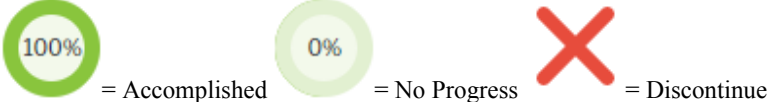
(2017-2018) Average composite score increase from 17.2 to a 17.7

(2018-2019) Average composite score increase from 17.7 to an 18.2

(2019-2020) Average composite score increase from 18.2 to an 18.7

Evaluation Data Source(s) 1: ACT Composite Score

Summative Evaluation 1:

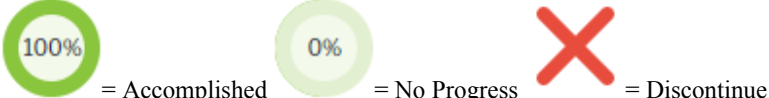
Strategy Description	Monitor	Strategy's Expected Result/Impact	Formative Reviews		
			Nov	Jan	Mar
1) NHS Eleventh Grade Core Teachers will effectively implement strategies to increase student performance on the ACT.	Administration Eleventh Grade Core Teachers Counselors	Increase in ACT Composite Scores, post-secondary enrollment, standardized test scores and classroom performance.			
2) NHS will create advisory classes specific to the academic needs of students. Advisory classes will target identified areas of academic needs based on performance on standardized testing. Advisory Teachers will utilize differentiated instructional strategies to holistically increase student performance.	Administration Counselors Core Teachers Advisory Teachers	Increase in ACT Composite Scores, post-secondary enrollment, standardized test scores and classroom performance.			
3) NHS will create advisory classes for English Language Learners and utilize strategies that are specific to language acquisitions and proficiency.	Administration Counselors Advisory Teachers Department chairs Teachers	Increase in ACT Composite Scores, post-secondary enrollment, standardized test scores and classroom performance.			
4) NHS will create additional positions to provide academic support for English Language Learners and ELL instructional support for NHS staff.	Administration Counselors Department chairs Teachers	Increase in ACT Composite Scores, post-secondary enrollment, standardized test scores and classroom performance.			
5) NHS Core teachers will teach priority standards by utilizing proficiency/performance scales to specifically target, maximize and evaluate students levels/depth of understanding.	Administration Counselors Core Teachers	Increase in ACT Composite Scores, post-secondary enrollment, standardized test scores and classroom performance.			
					

Goal 4: Post-Secondary Readiness, Equity: Northbrook High School will reduce the gaps on the ACT between economically disadvantaged students and non-economically disadvantaged students.

Performance Objective 1: NHS will reduce the gaps on the ACT between economically disadvantaged students and non-economically disadvantaged students by 5%.

Evaluation Data Source(s) 1: ACT Data

Summative Evaluation 1:

Strategy Description	Monitor	Strategy's Expected Result/Impact	Formative Reviews		
			Nov	Jan	Mar
1) NHS Eleventh Grade Core and Advisory Teachers will effectively implement strategies to increase student performance on the ACT.	Administration Eleventh Grade Core Teachers Advisory Teachers Counselors	Increase in ACT Composite Score, decrease performance gaps between economically disadvantaged students and non-economically disadvantaged students and an increase in classroom performance.			
2) NHS will create advisory classes specific to the academic needs of students. Advisory classes will target identified areas of academic needs based on performance on standardized testing. Advisory Teachers will utilize differentiated instructional strategies to holistically increase student performance.	Administration Counselors Core Teachers Advisory Teachers	Increase in ACT Composite Score, decrease performance gaps between economically disadvantaged students and non-economically disadvantaged students and an increase in classroom performance.			
3) NHS Core teachers will teach priority standards by utilizing proficiency/performance scales to specifically target, maximize and evaluate students levels/depth of understanding.	Administration Counselors Core Teachers	Increase in ACT Composite Score, decrease performance gaps between economically disadvantaged students and non-economically disadvantaged students and an increase in classroom performance.			
					

Campus Improvement Team

Committee Role	Name	Position
Administrator	Ara Adami	Principal
Administrator	Terry Estes	Administrative Principal
Administrator	Alison Butler	Assistant Principal
Non-classroom Professional	John Robbins	Testing Coordinator
Non-classroom Professional	Robert Carbajal	Attendance/Drop-out
Classroom Teacher	Valarie Nappier	ELA Teacher
Classroom Teacher	Lisa Kelley	Special Education Teacher
Classroom Teacher	Justin Wheeler	Science Teacher
Classroom Teacher	Katie Reed	Social Studies Teacher
Classroom Teacher	Artan Zhuri	Orchestra Teacher
Community Representative	Lisa McLaurin	Community Member
Community Representative	Kenny Baldwin	Community Member
Business Representative	Taylor Dillingham	Business Representative
District-level Professional	Karen Heeth	Executive Director of Talent

Campus Funding Summary

199 PIC 11 - Instructional Services					
Goal	Objective	Strategy	Resources Needed	Account Code	Amount
					\$0.00
Sub-Total					\$0.00
Budgeted Fund Source Amount					\$171,268.00
+/- Difference					\$171,268.00
199 PIC 22 - Career & Technology					
Goal	Objective	Strategy	Resources Needed	Account Code	Amount
					\$0.00
Sub-Total					\$0.00
Budgeted Fund Source Amount					\$31,094.00
+/- Difference					\$31,094.00
199 PIC 23 - Special Education					
Goal	Objective	Strategy	Resources Needed	Account Code	Amount
					\$0.00
Sub-Total					\$0.00
Budgeted Fund Source Amount					\$1,005.00
+/- Difference					\$1,005.00
199 PIC 24 - At Risk					
Goal	Objective	Strategy	Resources Needed	Account Code	Amount
					\$0.00
Sub-Total					\$0.00
Budgeted Fund Source Amount					\$16,670.00
+/- Difference					\$16,670.00
199 PIC 25 - ESL/Bilingual					
Goal	Objective	Strategy	Resources Needed	Account Code	Amount

					\$0.00
Sub-Total					\$0.00
Budgeted Fund Source Amount					\$3,155.00
+/- Difference					\$3,155.00
199 PIC 91 - Athletics					
Goal	Objective	Strategy	Resources Needed	Account Code	Amount
					\$0.00
Sub-Total					\$0.00
Budgeted Fund Source Amount					\$1,800.00
+/- Difference					\$1,800.00
199 PIC 99 - Undistributed					
Goal	Objective	Strategy	Resources Needed	Account Code	Amount
					\$0.00
Sub-Total					\$0.00
Budgeted Fund Source Amount					\$154,840.00
+/- Difference					\$154,840.00
Grand Total					\$0.00