

Spring Branch Independent School District

Spring Branch Middle School

2017-2018 Campus Improvement Plan

Accountability Rating: Met Standard

Distinction Designations:

Academic Achievement in Reading/English Language Arts

Top 25% Student Progress

Postsecondary Readiness



Comprehensive Needs Assessment

Demographics

Demographics Summary

SBMS demographics for the 2016-17 school year were as follows:

Campus Type Middle School

Campus Size 1,091 Students

Percent Economically Disadvantaged 38%

Percent English Language Learners 21%

Mobility Rate 13%

Percent Served by Special Education 8%

Asian 6%

African American 3%

Hispanic 45%

White 42%

2 or more races 3%

Demographics Strengths

Our overall campus enrollment continues to remain steady. For the 2017-2018 school year, SBMS Free and Reduced percentage increased to 42%, allowing SBMS to be designated as a Title I campus. With this designation, comes federal funding.

Student Achievement

Student Achievement Summary

For the 2017 school year, SBMS "Met Expectations". STAAR results indicated the following:

Reading - 80%

Math - 82%

Writing- 78%

Science- 84%

Social Studies- 69%

Student Achievement Strengths

Reading scores increased by 2 percentage points; math increased by 4 percentage points; writing increased by 6 percentage points; social studies increased by 2 percentage points, and science scores remained steady.

SBMS received 3 distinctions: Top 25 Percent for Student Progress, ELA/Reading Academic Achievement, and Post-secondary Readiness

Comprehensive Needs Assessment Data Documentation

The following data were used to verify the comprehensive needs assessment analysis:

Accountability Data

- Texas Academic Performance Report (TAPR) data
- Performance Index Framework Data: Index 1 - Student Achievement
- Performance Index Framework Data: Index 2 - Student Progress
- Performance Index Framework Data: Index 3 - Closing Performance Gaps
- Performance Index Framework Data: Index 4 - Postsecondary Readiness
- Accountability Distinction Designations

Student Data: Student Groups

- Race and ethnicity data, including number of students, academic achievement, discipline, attendance, and rates of progress between groups

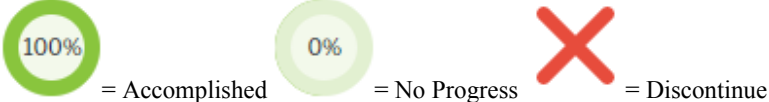
Goals

Goal 1: (Post-secondary readiness/Equity) SBMS will decrease the achievement gap in performance between all demographics by 5 percentage points by June 2018.

Performance Objective 1: SBMS will decrease the achievement gap in performance between all demographics by 5 percentage points by June 2018.

Evaluation Data Source(s) 1: STAAR Data, MAP, PSAT

Summative Evaluation 1:

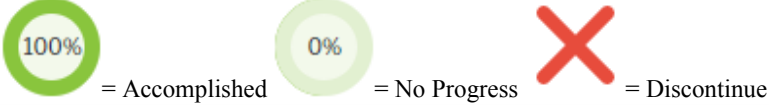
Strategy Description	Monitor	Strategy's Expected Result/Impact	Formative Reviews		
			Nov	Jan	Mar
<p>System Safeguard Strategy</p> <p>1) Partner with Region 4 to deliver The Fundamental 5 training. The A-Team will conduct informal visits to look for evidence of the Fundamental 5.</p>	Principal Assistant Principals	STAAR Results Informal Walk Through Notes			
2) Partner with District Core Directors/Leads to support weekly PLC meetings.	Principal Assistant Principal	PLC meeting agendas Lesson plans Common assessments			
3) Administrators will provide on-going observation/feedback.	Principal Assistant Principals	T-TESS feedback Informal walk-through feedback			
4) Support implementation of effective PLCs and Data Wise by developing a lesson planning template, PLC agenda, and having administrators attend/participate in weekly PLC meetings	Principal Assistant Principal	PLC meeting agendas Lesson plans			
5) Identify at-risk students, provide students with supplemental services, and monitor progress (Reading and Math Labs).	Assistant Principals Counselors	Reading/math class rosters Benchmark/STAAR results			
6) Implement MAP testing and provide training to teachers on how to effectively utilize MAP data.	Assistant Principals	MAP data STAAR data			
					

Goal 2: (Post-secondary readiness/Achievement) SBMS will increase the number of 8th grade students scoring at the post-secondary level by 5 percentage points by June 2018.

Performance Objective 1: SBMS will increase the number of 8th grade students scoring at the post-secondary level by 5 percentage points by June 2018.

Evaluation Data Source(s) 1:

Summative Evaluation 1:

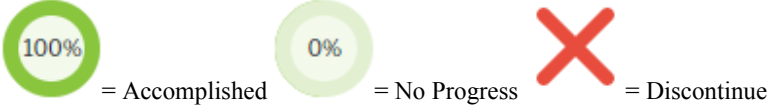
Strategy Description	Monitor	Strategy's Expected Result/Impact	Formative Reviews		
			Nov	Jan	Mar
1) Partner with District Core Directors/Leads to support weekly PLC meetings.	Principal/Assistant Principals	PLC meeting agendas Lesson Plans STAAR Results MAP data			
2) Administrators will provide a cycle of on-going observation/feedback.	Principals/Assistant Principals	Lesson Plans STAAR Results			
3) Support implementation of effective PLCs and Data Wise by developing a lesson planning template, PLC agenda, and having administrators attend/participate in weekly PLC	Principal Assistant Principal	PLC meeting agendas Lesson Plans Road Maps STAAR Results			
4) Implement MAP testing and provide training to teachers on how to effectively utilize MAP data.	Assistant Principals	MAP data STAAR data			
					

Goal 3: (ELL) SBMS will exit 35% of their ELL students out of LEP status as measured by TELPAS.

Performance Objective 1: SBMS will exit 35% of their ESL students out of LEP status as measured by TELPAS.

Evaluation Data Source(s) 1: TELPAS & STAAR Results

Summative Evaluation 1:


Strategy Description	Monitor	Strategy's Expected Result/Impact	Formative Reviews		
			Nov	Jan	Mar
<p>System Safeguard Strategy</p> <p>1) Identify English Learner (EL) Committee consisting of core teachers who receive EL training from the American Institute for Research (AIR). The EL committee will attend monthly trainings and disseminate training information to SBMS teachers. Members of the A-Team will conduct periodic walk throughs to look for evidence of training needs to and develop training needs.</p>	Principal Assistant Principal	Training Agendas AIR Walk Through Feedback Forms			
<p>System Safeguard Strategy</p> <p>2) Update tracking chart/system for knowing my my EL students are and what their current level is for each individual language proficiency rating in each designated domain.</p>	Assistant Principal	Google Docs Tracking Chart			
<p>3) Strengthen Capacity of all teachers to provide best practices for EL instruction.</p>	Principal Assistant Principal	Walk Through Forms Training Agendas			
<p>4) Support quality ESL teacher who can provide a good foundation for Newcomer students by: *Helping to provide support to general education students. *Exploring ways to develop or incorporate a sheltered environment into the master schedule.</p>					
<p>5) Create a SBMS framework for how students enter the newcomer class and how the campus supports students after Year 1.</p>	Principal Assistant Principal	Framework			
					

Goal 4: (Personalized Learning) 20% of SBMS teachers will personalize learning for 20% of their students.

Performance Objective 1: 20% of SBMS teachers will personalize learning for 20% of their students.

Evaluation Data Source(s) 1: Its Learning Data Tracking

Summative Evaluation 1:

Strategy Description	Monitor	Strategy's Expected Result/Impact	Formative Reviews		
			Nov	Jan	Mar
1) Partner with R&D to implement Endeavor and Atlantis micro-school programs.	Principal Assistant Principal R&D	Personalized Learning STAAR results MAP data			
2) Provide Its Learning training to empower teachers to utilize Its Learning to personalize learning for students.	Principal Assistant Principal	Personalized Learning STAAR results MAP data			
3) SBMS will utilize Title I Funding to secure chromebook technology to provide additional technology support for student use.	Principal Librarian Technology Specialist	Increase the use of campus technology to promote personalization of learning.			
	Funding Sources: 211 - Title I, Part A - \$0.00				
					

Goal 5: SBMS will remain in compliance to Federal, State and Local Guidelines and Legislation Requirements.

System Safeguard Strategies

Goal	Objective	Strategy	Description
1	1	1	Partner with Region 4 to deliver The Fundamental 5 training. The A-Team will conduct informal visits to look for evidence of the Fundamental 5.
3	1	1	Identify English Learner (EL) Committee consisting of core teachers who receive EL training from the American Institute for Research (AIR). The EL committee will attend monthly trainings and disseminate training information to SBMS teachers. Members of the A-Team will conduct periodic walk throughs to look for evidence of training needs to and develop training needs.
3	1	2	Update tracking chart/system for knowing my my EL students are and what their current level is for each individual language proficiency rating in each designated domain.

Campus Funding Summary

199 PIC 11 - Instructional Services					
Goal	Objective	Strategy	Resources Needed	Account Code	Amount
					\$0.00
Sub-Total					\$0.00
Budgeted Fund Source Amount					\$45,238.00
+/- Difference					\$45,238.00
199 PIC 23 - Special Education					
Goal	Objective	Strategy	Resources Needed	Account Code	Amount
					\$0.00
Sub-Total					\$0.00
Budgeted Fund Source Amount					\$465.00
+/- Difference					\$465.00
199 PIC 25 - ESL/Bilingual					
Goal	Objective	Strategy	Resources Needed	Account Code	Amount
					\$0.00
Sub-Total					\$0.00
Budgeted Fund Source Amount					\$1,095.00
+/- Difference					\$1,095.00
199 PIC 30 - At Risk School Wide SCE					
Goal	Objective	Strategy	Resources Needed	Account Code	Amount
					\$0.00
Sub-Total					\$0.00
Budgeted Fund Source Amount					\$4,470.00
+/- Difference					\$4,470.00
199 PIC 99 - Undistributed					
Goal	Objective	Strategy	Resources Needed	Account Code	Amount

					\$0.00
Sub-Total					\$0.00
Budgeted Fund Source Amount					\$28,262.00
+/- Difference					\$28,262.00
211 - Title I, Part A					
Goal	Objective	Strategy	Resources Needed	Account Code	Amount
4	1	3			\$0.00
Sub-Total					\$0.00
Budgeted Fund Source Amount					\$162,750.00
+/- Difference					\$162,750.00
Grand Total					\$0.00