


CVC Puzzle

Practice

Print the puzzles and mount on cardstock or construction paper. Put each puzzle on a different color paper.

For initial practice: Cut vertically on the blue/ black lines so there is 1/3 of the picture with a letter at the bottom. Mix up the pieces and have your child reassemble the puzzle. Ask your child to “tap and blend the sounds” to make the word.

Next step: Cut the letters from the bottom of the pictures. Mix up the puzzle pieces and the letters and have your child reassemble the puzzle and word. Ask your child to “tap and blend the sounds” to make the word.



d

o


g



h

a


t



w

i


g



t

o

p



r

u

g