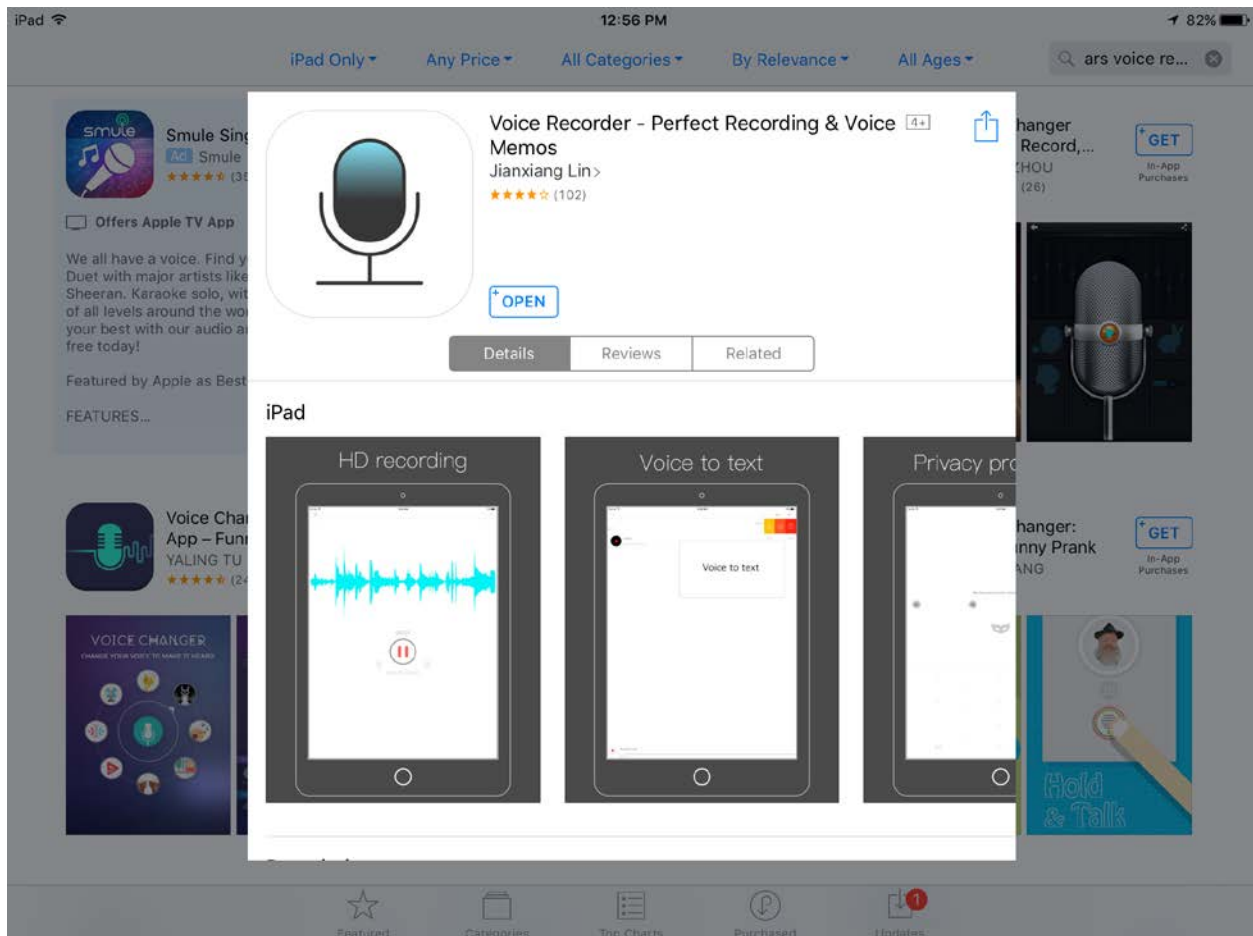


Recommended Voice Recorder for iPhone and iPad

Most all voice recorders work the same. You will have a button the screen you press once to start recording and then press again to stop. The program will then usually save the file automatically in a list that you can play back.

The part that can sometimes be difficult is then sharing that audio file off of the apple device.

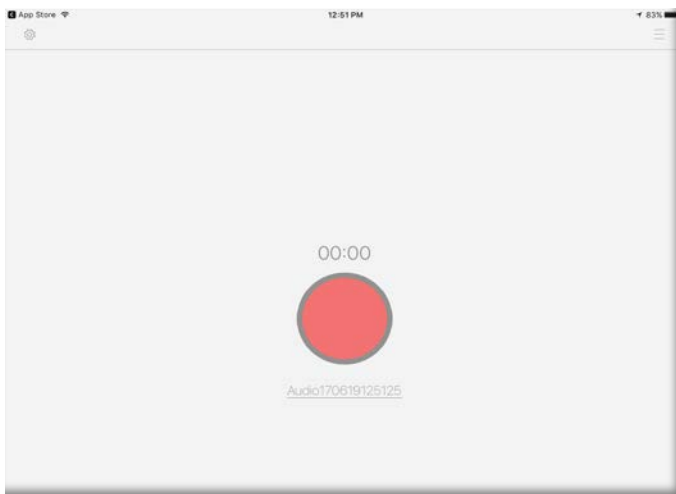
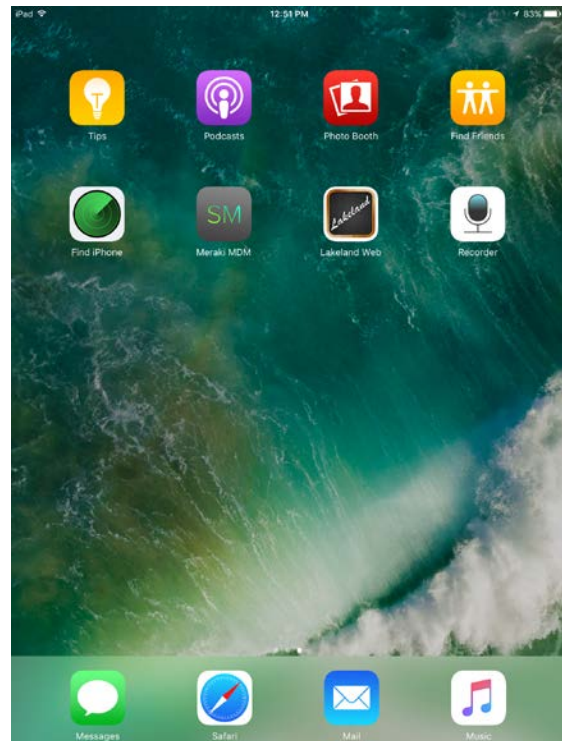
I chose one program from those listed in the iTunes store that appears to be fairly easy and straightforward to use. You will want to open your iTunes store on your device and search for "Voice Recorder Jianxiang Lin" and then choose to install this program.



Once the program is installed you'll see a new icon on your screen labeled Recorder.

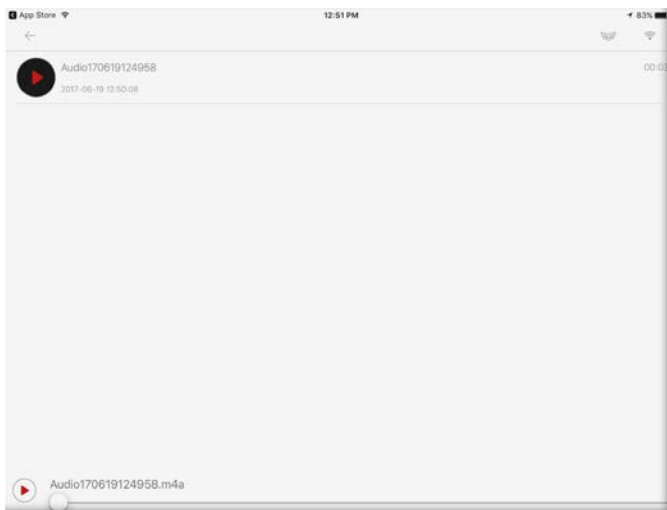
Click this icon to open the program and start.

The main screen of the program has a simple red button. You'll press this to start recording your message. Once you are finished you will press the same button to stop recording. Your message will automatically be saved. Simply press the the lined "List" icon in the upper right corner to view those recordings.



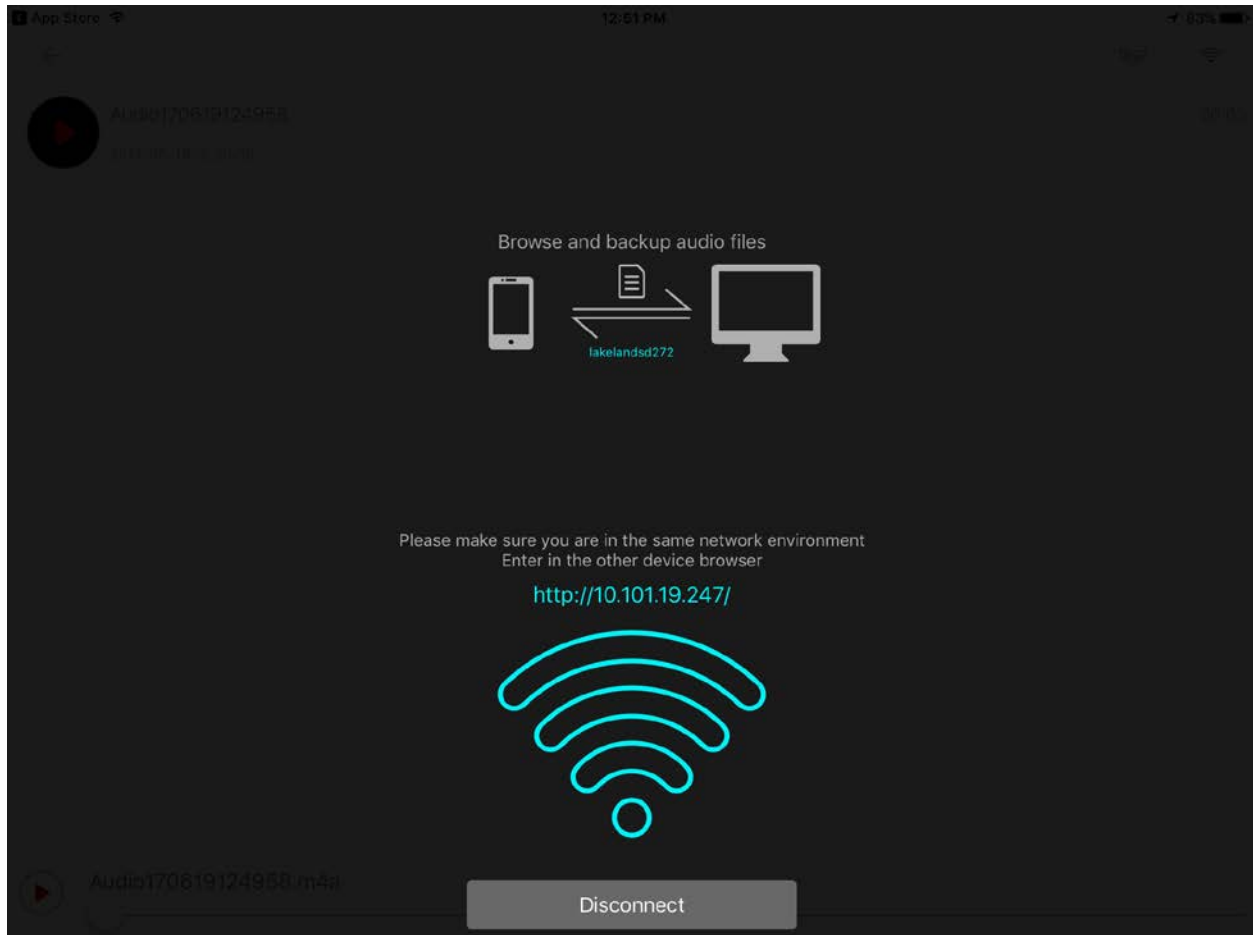
Once you have listened to your recording and you are satisfied with it you will want to send a copy to the Technology office so that it can be uploaded to Informacast.

To send a file from an Iphone or IPad you will need to click on the wireless icon in the upper right corner.



This will turn on sharing on your device and display the information needed to connect to your Ipad or Iphone. Look on the screen for the IP address of your device listed in Blue lettering. This full address is what you can type into your web browser and then click to enter to visit. It will list all your audio files saved to your device. You can click on any of these files to download them.

Alternatively you can call our Technology office and let us know you have turned on sharing on your iPad or iPhone and we can download the files once you tell us the IP address information and the names of the files.



Once you are done downloading the files make sure to always click Disconnect so that your device does not continue sharing your files over wireless.

Thanks, and let us know if you have any problems or concerns.

Helpdesk@lakeland272.org

ext. 1400

208-687-4350