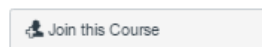


# Pacific Northwest History Graduation Requirement

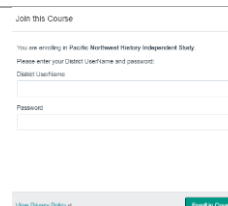
1. Go to this link

<https://hsd.instructure.com/courses/7296>

2. Click on Join This Course (right side). Works best with Chrome.



3. Sign in with your normal Highline username and password in the box that pops up.



Join this Course

You are enrolling in Pacific Northwest History Independent Study

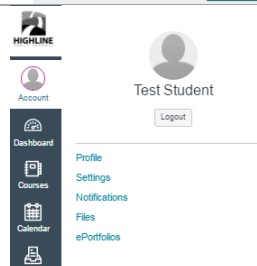
Please enter your correct username and password.

Class Username

Password

[View Privacy Policy](#) [Feedback Course](#)

4. After going to the course, click on Account and then Profile (left side).

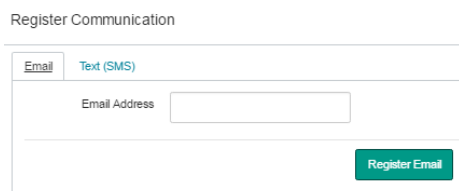
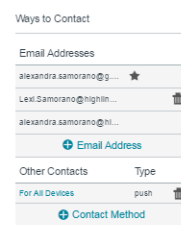


5. Click on Email Address (right side).

And then add an email your regularly check or add you cell number to receive texts (charges might apply depending on the cell plan). Click on Register Email or SMS.

Make sure your @g.highlineschools.org email has the \* next to it under ways to Contact.

Note: this is important to receive reminders and grades from the person running the course.



Register Communication

Email Text (SMS)

Email Address

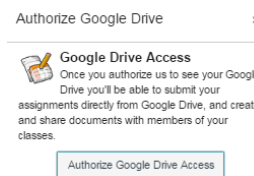

Register Email

6. On the same profile page click on Google Drive, and then click on Authorize Google Drive Access (and then allow any other requests).

This step is to allow you to upload any Google Document when completing an assignment.

## Other Services

Click any service below to register



7. Click on Courses (left side), and then click on Pacific Northwest History Independent Study. Finally, click Start to start the class.



To return to the class later click on the link in step 1, and click on Sign In (left side). Then click on courses, and then on Pacific Northwest History.

# How to install the Canvas app on to a smartphone

You can download the Canvas app from the Google Play App Store on Android or iTunes on iPhone or free (data usage applies).

Do this only after you have enrolled in the course on a regular device (that doesn't require the app like a desktop, laptop, or Chromebook...or using your phone and the internet browser).



1. Search for the app using the words "**Canvas by Instructure**".
2. Install the app by tapping the install button on Google play or iTunes.
3. Accept and Download the app on your phone.
4. When the app has been installed, you can access the Canvas app in the list of applications on your phone.
5. In the Find your school or district type in Highline Public Schools.
6. Log in with your Highline username and password.
7. If it asks for authorization to access your account, click on Authorize.
8. To access you course, go to the Dashboard and then click on the class.