

CMS JACKET PRIDE
PBIS (Positive Behavior Interventions & Supports)
2017- 2018



Perseverance **R**espect **I**ntegrity **D**etermination **E**xcellence

BACKGROUND

HISTORY

CMS saw an alarming rise in discipline referrals.

2002/2003= 592 office referrals

2003/2004= 919 office referrals

2006/2007= 1044 office referrals

2007/2008= 1426 office referrals

It was clear we needed help. When discipline referrals topped out at 1426 in one year, we researched and decided to implement PBIS. Compare 1426 referrals in 2007/2008 to 310 in 2016/2017.

RATIONALE FOR JACKET PRIDE

Jacket Pride is fashioned after the nationally recognized and research proven PBIS (Positive Behavior Interventions & Supports). PBIS is encouraged by the Georgia Department of Education. While CMS has been using Jacket Pride for many years, our school system is in the process of being PBIS certified.

Teachers know that appropriate behavior must be **taught, modeled, practiced, and recognized**. Jacket Pride provides a positive/proactive framework for teaching expectations.

GOAL OF JACKET PRIDE

Our goal is to change inappropriate behaviors and to teach appropriate, lasting behaviors.

CAMPUS RULES

All Campus teachers post and enforce the same student rules.


- Report to class on time.
- Enter/exit the classroom in a calm and orderly manner.
- Upon entering the class, report to your assigned seat, ready to work, with materials on-hand and assigned work completed.
- Pay attention & follow directions.
- Respect the authority of the teacher.
- Respect the rights & belongings of others.

EXPECTATION OF TEACHERS

- Greet students from the door; dismiss from the door.
- Treat students respectfully.
- Maintain control of the class.
- Ensure that no child is interfering with the learning of others.
- Keep parents informed of student behavior.
- Supervise at all times.
- Follow Jacket Pride as outlined in this document.

REWARDS

STINGERS

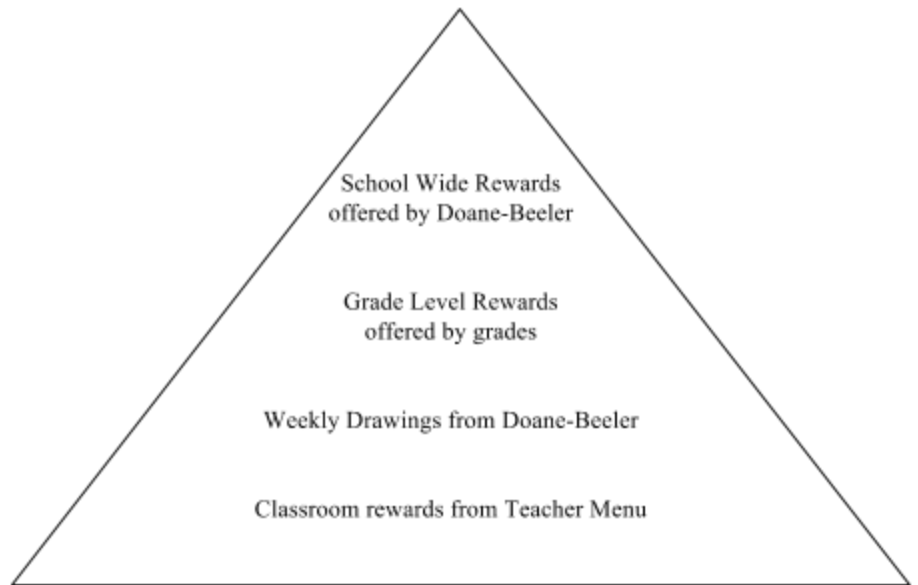


Stingers are used as currency for rewards. Teachers keep stingers on-hand throughout the day, including during transitions (class changes and to/from assemblies, cafeteria, computer labs, media center, etc.). Stingers are issued frequently to students who are exhibiting expected behaviors.

Additionally, homeroom teachers give 2 stingers to each child per week based upon set criteria (0 unexcused attendance marks and 0 demerits for the previous week).

REWARDS

Jacket Pride focuses on recognizing desired behaviors, which in turn reinforces positive conduct. Research shows that rewards must be timely to affect behavior. There are many tiers to rewards, with those near the top having the higher stinger cost.



Monthly calendars are found in the link below as well as in the appendix to this document.

Calendar Link: <https://drive.google.com/open?id=0B5si9aICPkPqY09WMS1wY3RiN1k>

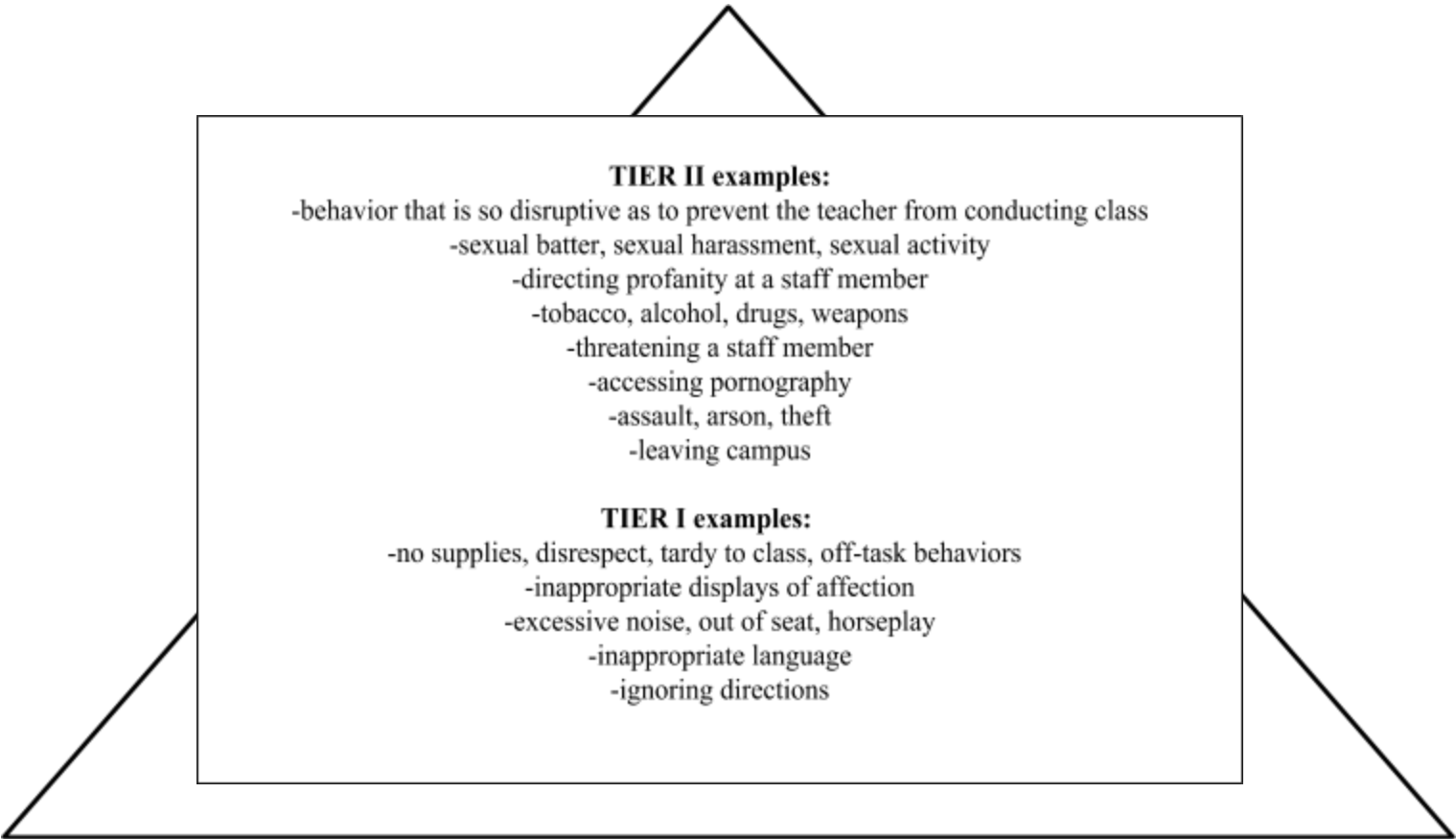
MISBEHAVIORS

TIER I MISBEHAVIORS

These are misbehaviors that are typical of school children and often stem from immaturity, lack of home training, and/or lack of self-discipline. Tier 1 misbehaviors are handled by effective classroom management. Demerits may be written for Tier I misbehaviors.

TIER II MISBEHAVIORS

These infractions are not typical of school children and leave no option other than an office referral.



TIER II examples:

- behavior that is so disruptive as to prevent the teacher from conducting class
- sexual batter, sexual harassment, sexual activity
- directing profanity at a staff member
- tobacco, alcohol, drugs, weapons
- threatening a staff member
- accessing pornography
- assault, arson, theft
- leaving campus

TIER I examples:

- no supplies, disrespect, tardy to class, off-task behaviors
- inappropriate displays of affection
- excessive noise, out of seat, horseplay
- inappropriate language
- ignoring directions

DEMERITS

Demerits may be issued for Tier I misbehaviors. All teachers utilize demerits. Demerits are cumulative throughout the year.

CMS DEMERIT LEVELS 2017-2018

Levels	DATE	Teacher	Detailed Explanation of Student Misbehavior.
1st- Warning			
2nd- Teacher discretion			
3rd- Call parent & assign Tuesday or Thursday AM Detention with Sheri Hudgins (enter child's name on correct detention sheet in google docs). If child doesn't report for detention, assign next demerit. <i>If ESS, notifies case manager.</i>			
4th- Assign Tuesday or Thursday PM Detention with Sheri Hudgins (enter child's name on correct detention sheet in google docs). If child doesn't report for detention, assign next demerit.			
5th- Notify Ms. Doane who will assign 5 th Period Work Detail & will notify parent.			
6th- Parent/Teachers Conference. <i>If ESS, notify case manager to schedule.</i>			
7th- Assign 1 Day of Grade Level Suspension with no technology (notify all teachers of this student & notify teacher who has grade level suspension duty).			
8th- Notify Ms. Doane who will review behaviors and assign a related research project.			
9th- Notify Ms. Doane who will assign Saturday School.			
10th- Office Referral			
11th- Office Referral			
12th- Office Referral			
13th- Office Referral			
14th- Office Referral			
15th- Mandatory Parent Conference			

DETENTION

Morning and afternoon detentions will be offered on Tuesdays and Thursdays in Room EL06 with Mrs. Sheri Hudgins. AM detention will be held from 7:00-7:45 and PM detention will be held from 3:15- 4:00. A Detention Notice must be sent home and signed by parent. If a student fails to serve detention, the assigning teacher will call the parent and offer to reschedule. If the student still fails to serve the detention, the teacher will issue the next demerit.

GRADE LEVEL SUSPENSION

The student will stay in one classroom for the entire day (to include elective times). When serving Grade Level Suspension, the student is banned from technology.

GUM DETENTION

A teacher may assign gum detention for a student who chronically defies the no gum rule. The teacher assigning gum detention may supervise the student before/after school and have the student scrape gum from the bottoms of desks.

ISS (In School Suspension)

Teacher Tony Lindsey supervises students in ISS. Students are served in one room all day.

OSS (Out of School Suspension)

When a child is suspended from school, he/she may not come to any events on campus for the day.

OTHER

BULLYING

Bullying has become the popular catch-all phrase for any and all conflicts. We have over 2,000 students in our building, and there are going to be conflicts each and every hour. A large part of what we teach is conflict resolution. As important as any academic skill, this is the time when students learn how to get along with others in a world full of differences.

It is important that we educate ourselves on what is a typical middle school conflict and what is bullying. A conflict involves a disagreement or a difference of opinion. The people involved in the conflict may disagree vehemently and emotions may run hot; there may be name-calling. Conflict is a natural and inevitable part of group dynamics. Conflicts can be handled with teacher mediation.

Bullying, on the other hand, is power-based, is repetitive, and is intended to harm. We teach students RIP (repeated, intentional, power-based).

CELL PHONES AND ELECTRONICS

Cell phones and personal electronics should be powered down before entering the classroom. Personal electronics may be used before and after the school day and during lunch. Students are discouraged from using cell phones between classes. If a cell phone or personal electronic is audible during a class, the teacher should take up the device and give it to Mrs. Doane-Beeler with a note specifying the date, the teacher's name and the student's name. When possible, she will call the parent to ask whether they want to come get the phone or whether to return the phone to the child at the end of the day.

DRESS CODE

The student dress code is in place to promote an environment that is both safe and is conducive to learning. Dress code is a home issue rather than discipline issue. Teachers are not in the business of policing

clothing; however, we cannot ignore blatant dress code violations which cause distractions. The homeroom teacher will notice dress each morning. Send students who are out of dress code to our Family Advocate, Cecelia Trejo. She will provide the student with clothing and will send the child back to class.

- Students must have shoes.
- Shorts and shirts will extend at least mid-thigh (6 inches from the top of the knee).
- Pants and shorts will not be worn in a “slacking” manner.
- Narrow tank or tube tops which are not covered by another shirt will not be allowed. Spaghetti straps will not be allowed.
- Caps, hats, etc. will not be worn in the buildings.
- No clothing promoting drugs or alcoholic beverages or with risqué remarks or images printed on it may be worn at school. Gang related or racially inflammatory objects and/or symbols are not permitted.
- Jewelry, body markings, hairstyles or hair color which cause distractions or disruptions to the learning environment are not allowed.

FAILURE TO COMPLETE ASSIGNMENTS

The teacher will try to determine the root cause. Is the student unmotivated? Does the student lack the skills necessary to complete the assignment? Teachers are encouraged to keep students before/ after school when work has not been completed. Teachers will make the parent aware of the issue by phone or email.

HALL PASSES

Each teacher is provided with 2 hall passes. Only two children may leave a room at a time. Any student found out of a class should have an official hall pass. Any staff member who sees a student in the hallway without an official hall pass should escort the child back to the classroom.

