



INTERNATIONAL BACCALAUREATE

Orientation
for
Future IB Students

IBO Mission: The International Baccalaureate® (IB) aims to develop inquiring, knowledgeable and caring young people who help to create a better and more peaceful world through intercultural understanding and respect.

MRHS Mission: Mount Rainier High School promotes the growth of every student and seeks to create principled, knowledgeable, and inquisitive graduates empowered to lead productive and caring lives in a global society.

Characteristics of the IB Diploma Programme

- * A broad, skill-based university preparatory education for students grades 11 and 12
- * A program of choice reflecting student interest and ability
- * A program promoting international awareness and community involvement
- * A program that provides high quality, internationally recognized education
- * A program that encourages students to be internationally-minded
- * A program that encourages a positive attitude toward learning

IB Certificate vs. IB Diploma

- * Certificate: 1-5 IB classes per year, no CAS, no ToK, and no Extended Essay.
- * Diploma: 6 IB classes per year, plus CAS, ToK, and an Extended Essay.
- * While almost 95% of eligible students participate in classes roughly 120 per year pay for exams to earn college credit. Testing is required to receive a Certificate, the Diploma, and/or earn college credit.

Language A →

English Literature HL
English Language and Literature HL
English Language and Literature SL

IB Learner Profile

+

- Extended Essay
- Theory of Knowledge
- CAS- Creativity Action Service (2 years)

Experimental Sciences

Biology SL/HL
Chemistry SL
Physics SL/HL

Mathematics

Math Studies SL
Math SL
Math HL

Individuals and Societies

History SL/HL
Business & Management SL

Sixth Subject

Visual Arts SL/HL
Music SL/HL
or
2nd science course
or
IB Business & Management

Language B

French SL/HL
Spanish SL/HL

Uniqueness of the IB Diploma

- * A package curriculum → inquiry based and interdisciplinary by design
- * Theory of Knowledge, Extended Essay, and CAS
- * Unique Assessment Model

IB Assessment Overview

- * Internal and External
- * Performance-based
- * Based on specific exit criteria
- * Each subject culminates in an exam
- * Sample exams at
<http://www.ibo.org/diploma/assessment/exampapers/index.cfm>

Benefits of IB classes

- Skills and content
- Study habits and time management skills
- Challenging, stimulating, and motivating curriculum
- Produces well-rounded students via CAS
- Internationally recognized
- College entrance, college performance, and enhanced scholarship opportunities

Challenges of IB Classes

- Students are sometimes unprepared for the rigor of IB
- Student and teacher vs. IB NOT student vs. teacher
- Time Management
- Maintaining a social life

Student Testimonials

Q & A

How can you help your student?

- * Plan 4 year course sequence early for IB Diploma students(see next slide)
- * Get them planning tools and model how you manage your time.
- * Be sure they maintain a social network and prioritize some down time.
- * Nutrition and exercise are important.
- * Be sensitive to the challenges they have taken on... listen.
- * Maintain open communication with their teachers.

HPS Graduation Requirements

- Complete the requirements for the IB Diploma
- Pass required State/District proficiency exams
- Pass all classes at MRHS and earn 23 credits
- Pass all major IB assignments at MRHS
- Sit for all required IB exams

OR

For freshman class of 2003-04 through 2006-07 (graduating class of 2007-2010)	For freshman class of 2007-09 (graduating class of 2011 and 2012)	For freshman class of 2009-10 and beyond (graduating class of 2013 and beyond)
English 3.5 credits Mathematics 2.0 credits Social Studies 3.0 credits Science 2.0 credits (1 credit in laboratory science) Occupational Education 1.0 credit Health / Fitness 2.0 credits Arts 1.0 credit Electives 8.5 credits TOTAL CREDITS 23.0	English 3.5 credits Mathematics 3.0 credits Social Studies 3.0 credits Science 2.0 credits (1 credit in laboratory science) Occupational Education 1.0 credit Health and Fitness 2.0 credits Arts 1.0 credit Electives 7.5 credits TOTAL CREDITS 23.0	English 4.0 credits Mathematics 3.0 credits Social Studies 3.0 credits Science 2.0 credits (1 credit in laboratory science) Occupational Education 1.0 credit Health / Fitness 2.0 credits Arts 1.0 credit Electives 7.0 credits TOTAL CREDITS 23.0

Grade 9

MYP English 9
MYP History 9
MYP Science 9
Math
World Language 1+
Music or elective*

Grade 10

MYP English 10
MYP History 10
MYP Science 10
Math
World Language 2+
Music or elective*

*If your student elects to take music for 4 years they must test Music SL/HL.

Currently**, for every season of sport played students can receive 0.5 PE credit with some outside coursework and a small fee. *Policy MAY change****

*Elective courses should be used to fulfill other normal graduation requirements in the event of IB Diploma non-completion.

*Highly recommend that students prioritize 1.0 Fine Art in the same medium to meet the strictest college admissions standards.



IB students more prepared for college

2012 study of Chicago public schools interviewed Diploma Programme alumni and found that:

Students reported they felt prepared by the Diploma Programme to succeed in college.

Students reported that they:

- felt prepared **to succeed and excel** in their coursework
- had **strong academic skills**, especially related to **analytical writing**
- learned academic behaviours like **work ethic, motivation, time management**, and **help-seeking** that were sources of strength in the transition to college-level work
- identified **preparation in the IB programme as the source of their success** as college students.



The analyses focused on 1,547 IB students who enrolled at a university in the UC system between 2000 and 2002, and a matched comparison group of 5,253 non-IB students in the UC system. For the comparison group, exact matches for year of enrollment and race/ethnicity were made. In addition, cases were matched based on family income (within a range of +/- \$10,000) and high school academic performance (formula using GPA and highest SAT or ACT score).

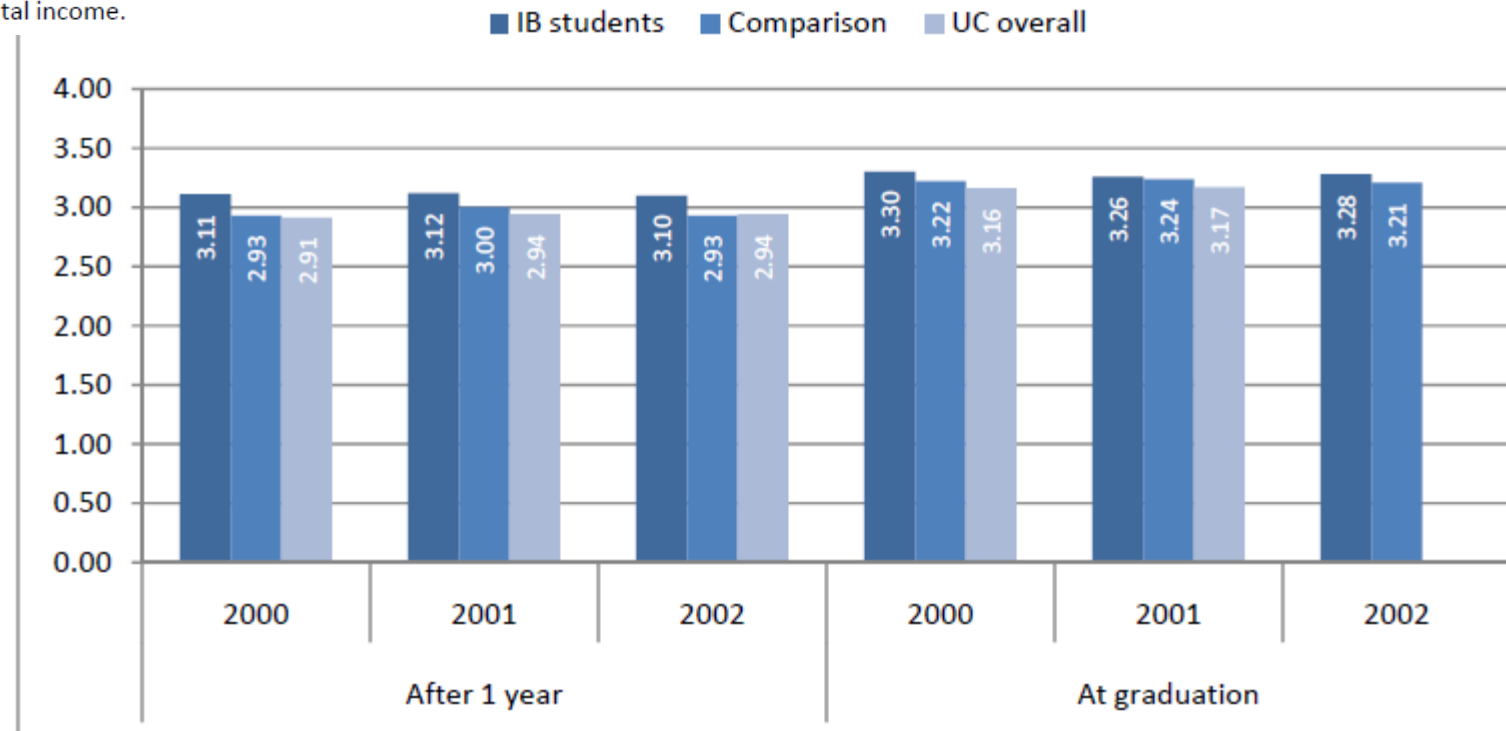
Table 1. Number of IB students, comparison group students, and UC students overall

	2000	2001	2002
IB students	402	649	496
Comparison	1,429	2,154	1,670
UC students	29,574	31,519	32,365

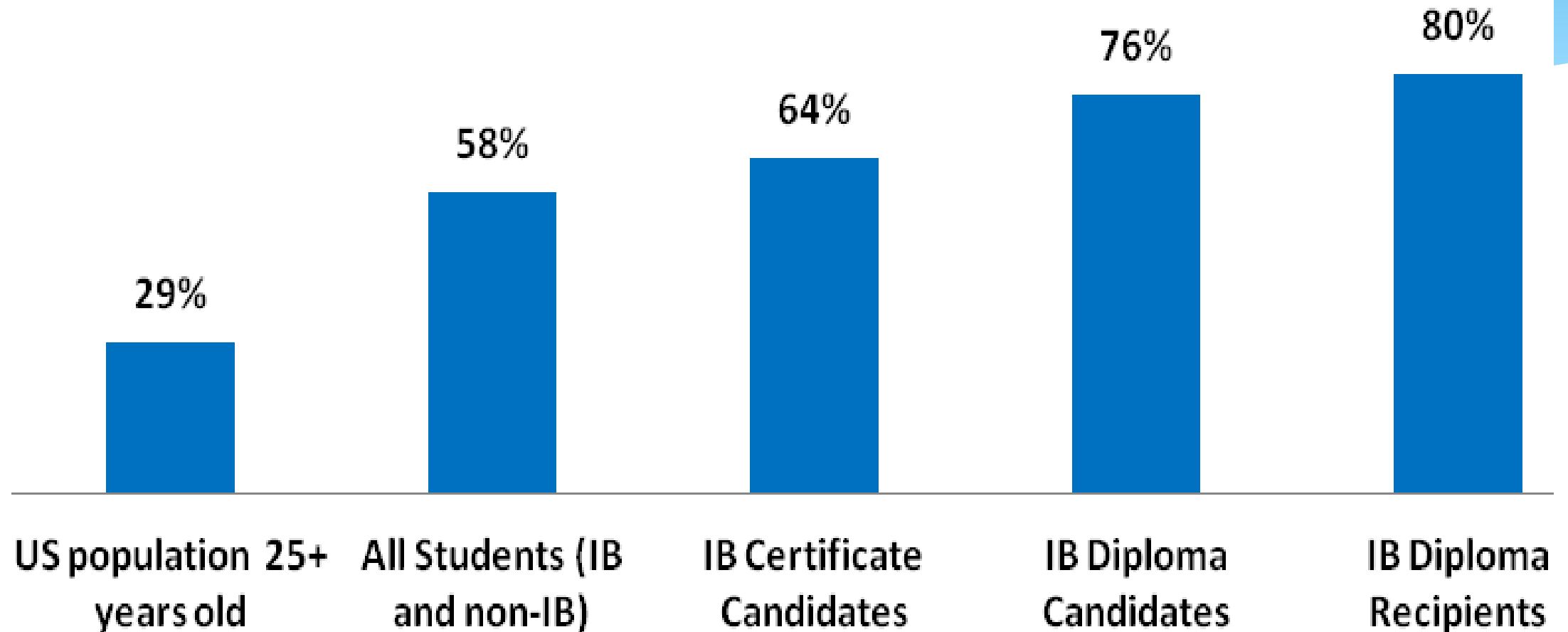
A review of the demographic data shows that IB students appear to have gender and racial/ethnic distribution that is representative of the larger UC population. IB students come from slightly higher socio-economic backgrounds, based on high school API rank and average parental income.

IB Coursework and College GPA

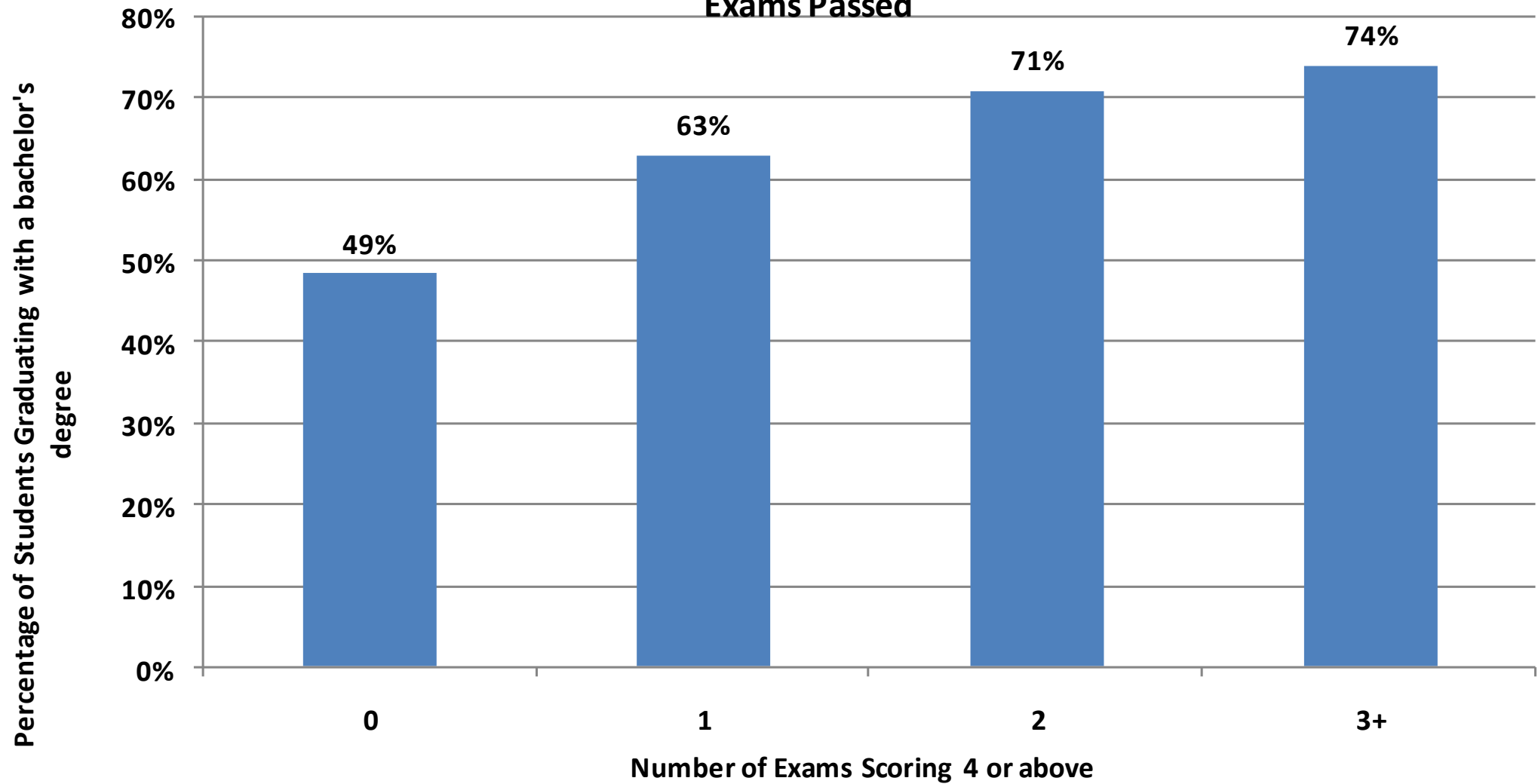
Figure 2. First Year GPA and GPA at Graduation



Percentage of Students Graduating from a 4-Year University* Within 6 Years



Postsecondary Graduation Rates for IB students at 4-Year Universities by Number of Exams Passed



University or college	IB students acceptance rate	Total population acceptance rate	IB students vs total population
University of Florida	82%	42%	+40%
Florida State University	92%	60%	+32%
Brown University	18%	9%	+9%
Stanford University	15%	7%	+8%
Columbia University	13%	9%	+4%
University of California - Berkeley	58%	26%	+32%
Harvard University	10%	7%	+3%
New York University	57%	30%	+27%
University of Michigan - Ann Arbor	71%	51%	+20%
University of Miami	72%	30%	+42%

Source: **IBDP Graduate Destinations Survey 2011/12** conducted by **i-graduate International Insight**

Strictly copyright © IGI Services 2011

Typical University Acceptances

Arizona State University

BYU

Brown University

Central Washington University

Chapman University

Coker College

Colorado School of Mines

Concordia University

Duke University

Evergreen State College

Harvey Mudd College

Johns Hopkins University

Mills College

MIT

Montana State University

New York University

Pacific University

Pacific Lutheran University

Pepperdine University

Portland State University

Reed College

San Francisco State University

Scripps College

Seattle Pacific University

Stanford University

UC Berkeley

UCLA

University of Chicago

University of Montana

University of Oregon

University of the Pacific

University of Washington (& Honors)

USC

Washington and Lee University

Washington State University

Wells College

Western Washington University

Whitman University

Whitworth College

Willamette University

+ many more

HPS Transfer Process

- * Transfer applications accepted from January 6 – April 15
- * Application available at HPS Student Placement website
 - * <http://www.highlineschools.org/Page/3789>
- * On a space available basis 15 seats per HS service area will be awarded for IB applicants (usually by May 1)
- * If more than 15 families/HS apply then names will be drawn randomly
- * Transfers are conditional on attendance, behavior, grades, & class enrollment:
 - * C's or better in ALL classes, at least 4 IB classes each of 11th and 12th grade



Graduate Video

QUESTIONS ???

- * Contact Chris Wilder at:
- * 206-631-7068
- * veronica.fairchild@highlineschools.org