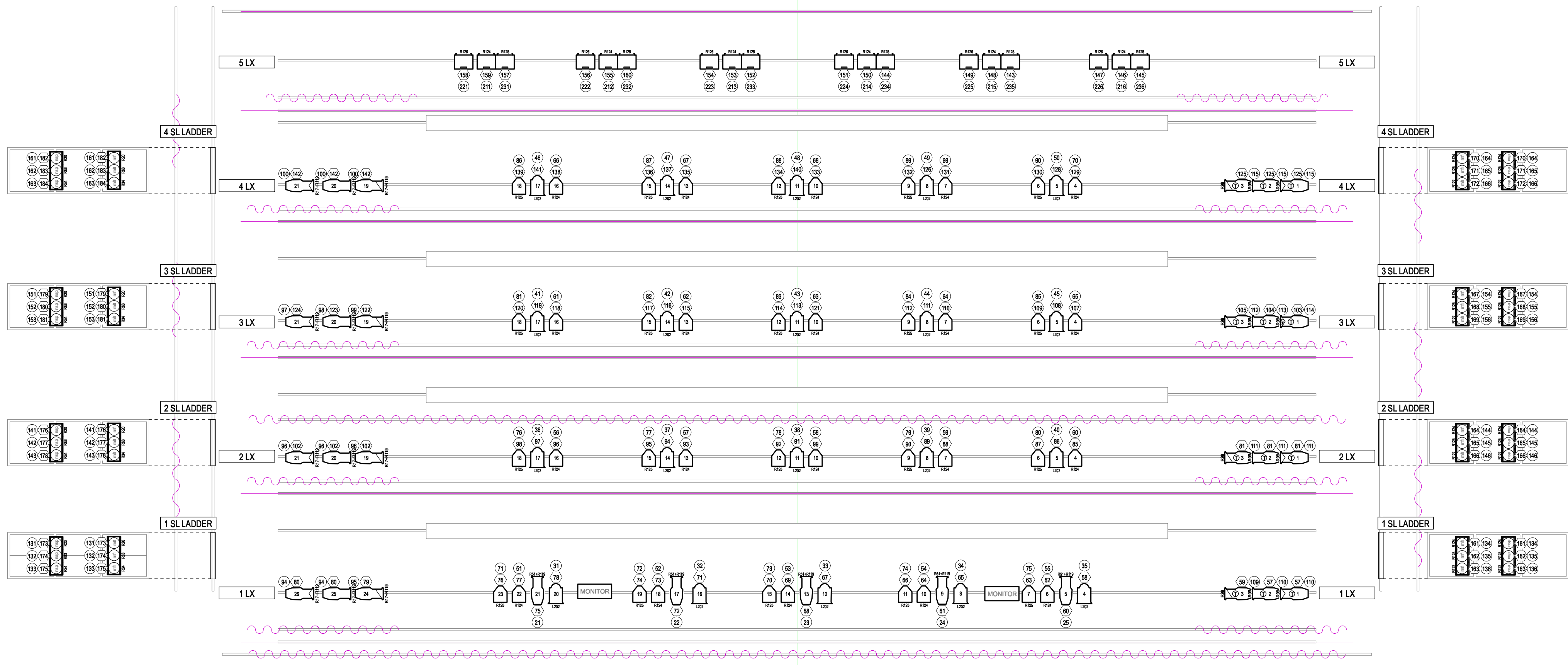


NO.	DATE	NOTE
	06/20/16	FIRST EDITION



53 SKY CYC	35'-11"
52 GENERAL PURPOSE	35'-3"
49 ELECTRIC #5	33'-3"
47 GENERAL PURPOSE	31'-11"
46 LEGS #5	31'-3"
45 US MASKING	30'-7"
44 ORCH SHELL	29'-11"
42 GENERAL PURPOSE	28'-7"
41 GENERAL PURPOSE	27'-11"
40 S.R. DRAPERY TAB	27'-5"
39 ELECTRIC #4	26'-7"
37 LEGS #4	25'-3"
36 BORDER #4	24'-7"
35 GENERAL PURPOSE	23'-11"
34 GENERAL PURPOSE	23'-3"
33 ORCH SHELL	22'-7"
31 SR LADDER	21'-3"
30 GENERAL PURPOSE	20'-7"
28 ELECTRIC #3	19'-3"
26 LEGS #3	17'-11"
25 BORDER #3	17'-3"
24 GENERAL PURPOSE	16'-7"
23 GENERAL PURPOSE	15'-11"
22 ORCH SHELL	15'-3"
21 GENERAL PURPOSE	14'-7"
20 MIDSTAGE TRAVELLER	13'-11"
19 GENERAL PURPOSE	13'-3"
17 ELECTRIC #2	11'-11"
15 LEGS #2	10'-7"
14 BORDER #2	9'-11"
13 GENERAL PURPOSE	9'-3"
12 GENERAL PURPOSE	8'-7"
11 ORCH SHELL	7'-11"
9 GENERAL PURPOSE	6'-7"
8 GENERAL PURPOSE	5'-11"
7 S.L. DRAPERY TAB	5'-3"
6 ELECTRIC #1	4'-7"
5 S.L. LADDER TAB	3'-11"
3 LEGS #1	2'-7"
2 BORDER #1	1'-11"
1 HOUSE CURTAIN	1'-3"

INSTRUMENT LEGEND

- ETC SOURCE#4 19" 570W
- ETC SOURCE#4 19" 750W
- ETC SOURCE#4 29" 570W
- ETC SOURCE#4 36" 570W
- ETC SOURCE#4 50" 570W
- ETC SOURCE#4 50" HD 570W
- ETC SOURCE#4 25" 50" 570W
- COLORTRAN 6" FRESNEL 1000W
- CYC CEL (VARIOUS) 1000W
- ETC MULTIPAR 3 CEL, MFL 570W
- ETC MULTIPAR 3 CEL, NSP 570W
- ETC SOURCE#4 PAR MFL 570W
- PAR 16 100W

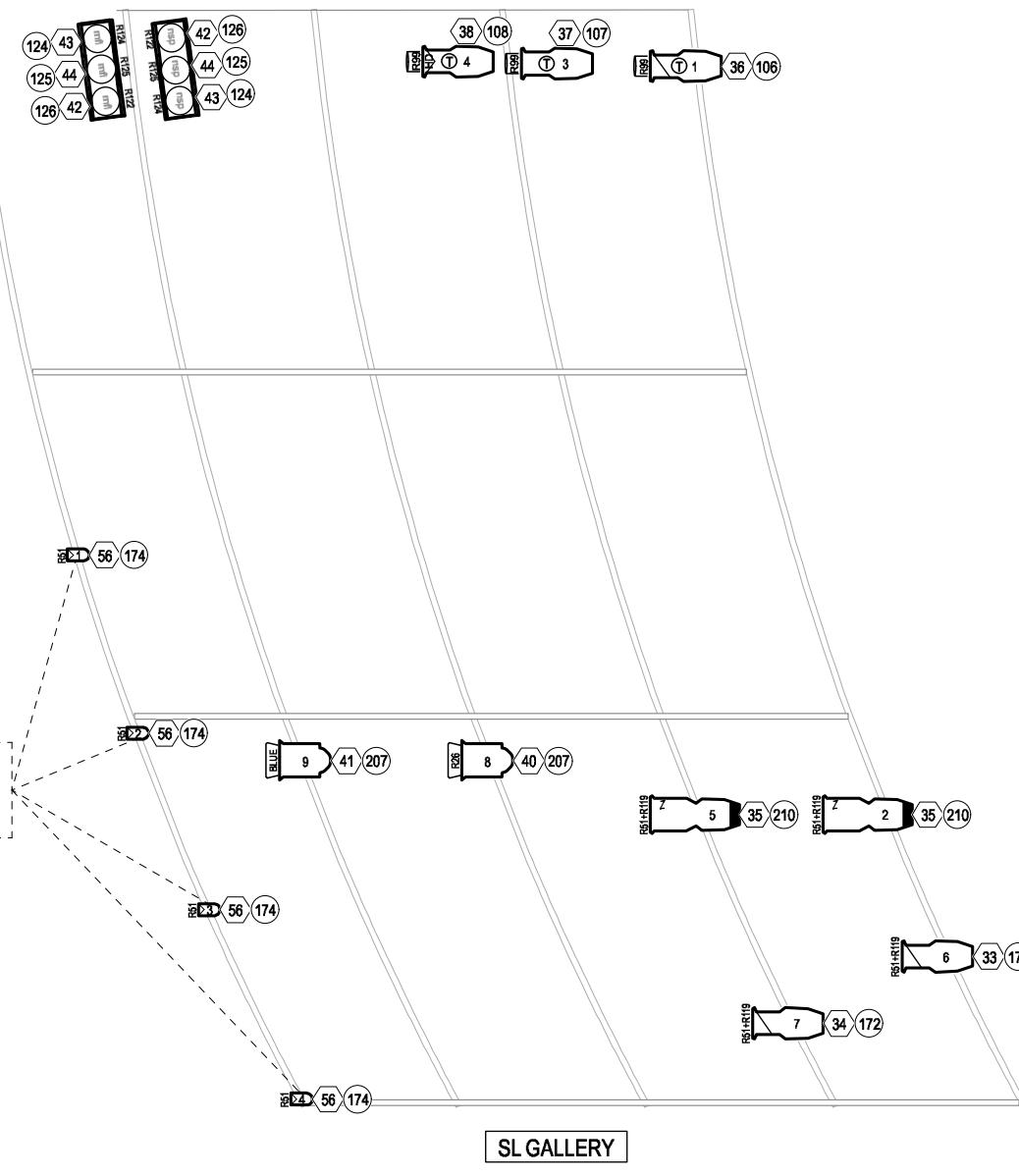
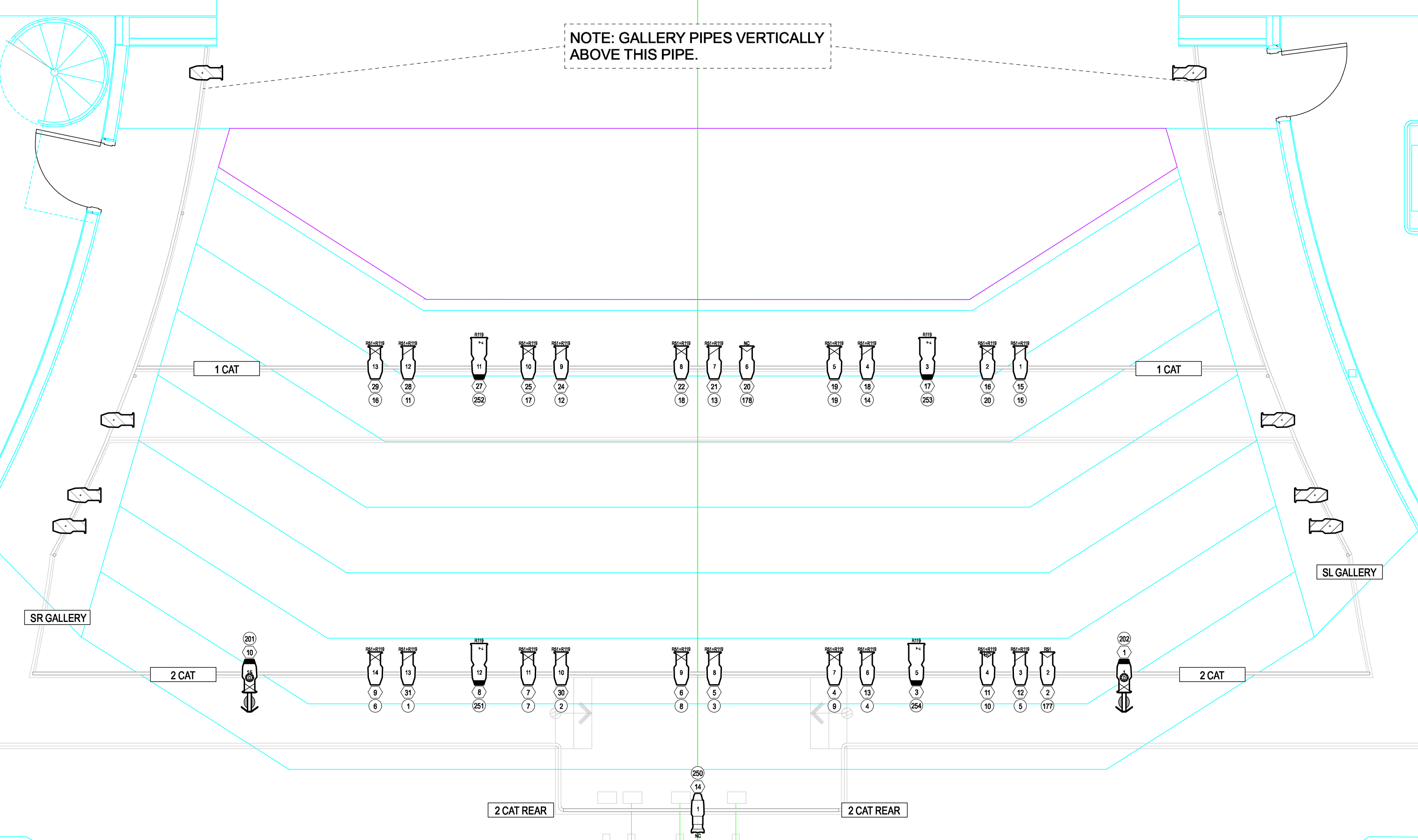
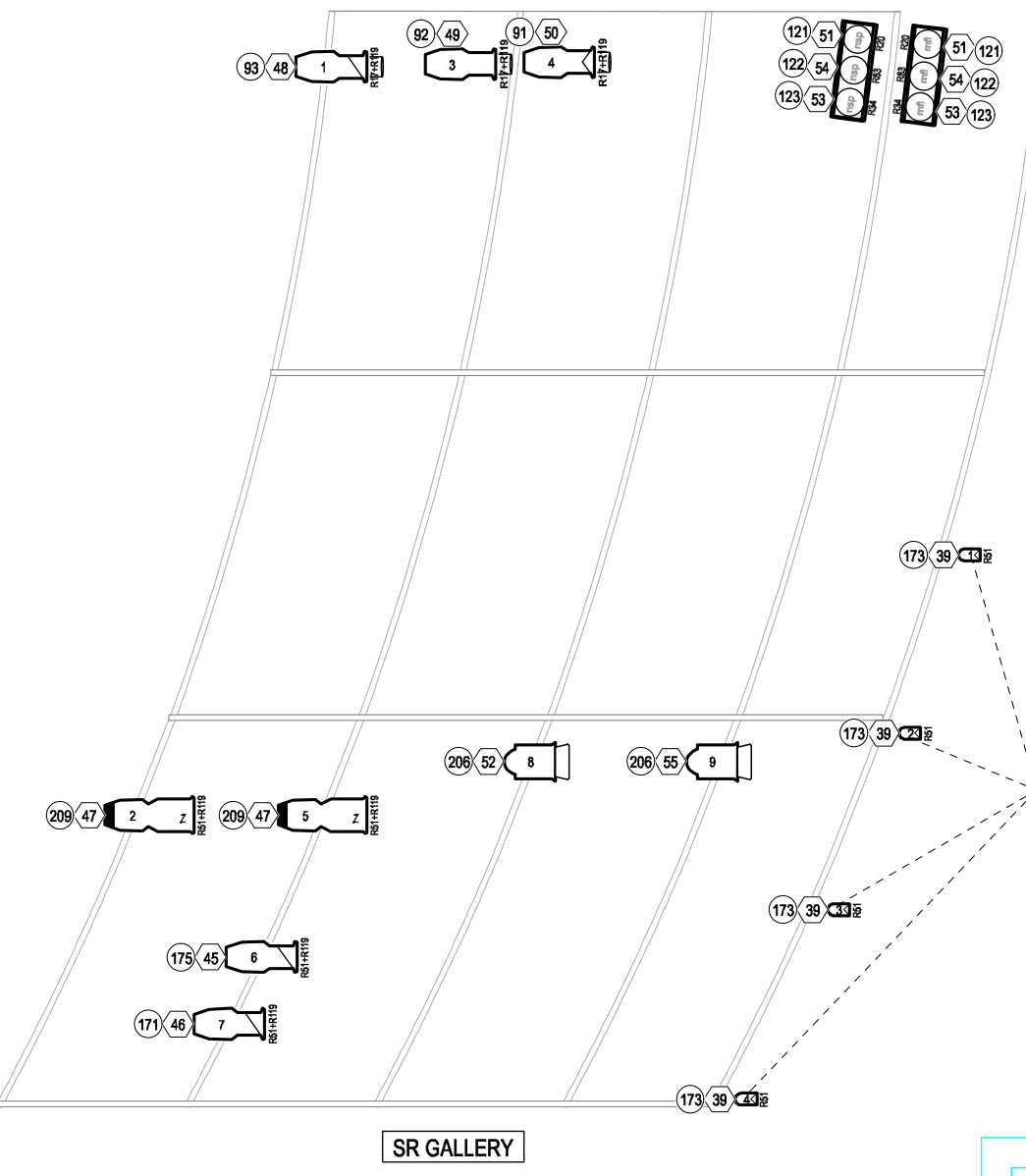
INSTRUMENT KEY

- COLOR
- UNIT #
- DIMMER
- CHANNEL

NOTE: GALLERY PIPES VERTICALLY ABOVE THIS PIPE.

NOTE: PAR16 USE SPECIALTY MOUNT TO I-BEAM.

NOTE: PAR16 USE SPECIALTY MOUNT TO I-BEAM.



THE DRAWINGS AND INFORMATION CONTAINED HEREIN REPRESENT VISUAL CONCEPTS AND CONSTRUCTION SUGGESTIONS ONLY. THE DESIGNER IS UNQUALIFIED TO DETERMINE THE STRUCTURAL APPROPRIATENESS OF THIS DESIGN AND WILL NOT ASSUME RESPONSIBILITY FOR IMPROPER ENGINEERING, ELECTRIFICATION, CONSTRUCTION, HANDLING, OR USE OF THIS SYSTEM. ALL MATERIALS, CONSTRUCTION, AND WIRING THROUGHOUT SHALL COMPLY WITH THE MOST STRINGENT OF FEDERAL, STATE, AND LOCAL FIRE AND SAFETY CODES. THESE DRAWINGS AND ALL IDEAS INDICATED THEREON OR REPRESENTED HEREBY ARE OWNED BY AND REMAIN THE PROPERTY OF THE LIGHTING DESIGNER, AND HAVE BEEN CREATED AND DEVELOPED FOR USE AND IN CONNECTION WITH THE PROJECT SPECIFIED.

THIS DRAWING IS PREPARED FOR ELECTRICIANS TO UNDERSTAND THE PLACEMENT OF LIGHTING FIXTURES. DO NOT USE THIS DRAWING AS THE ONLY INFORMATION TO LOCATE, BUILD OR HANG SCENERY. CONFIRM THIS INFORMATION WITH SCENIC DEPARTMENT.

LIGHT PLOT

NORTHSHORE PERFORMING ARTS CENTER

PLATE **1** of 1

SCALE 1/4" = 1'-0"

CREATED: 1/1/01

DRAWN BY: PTA