
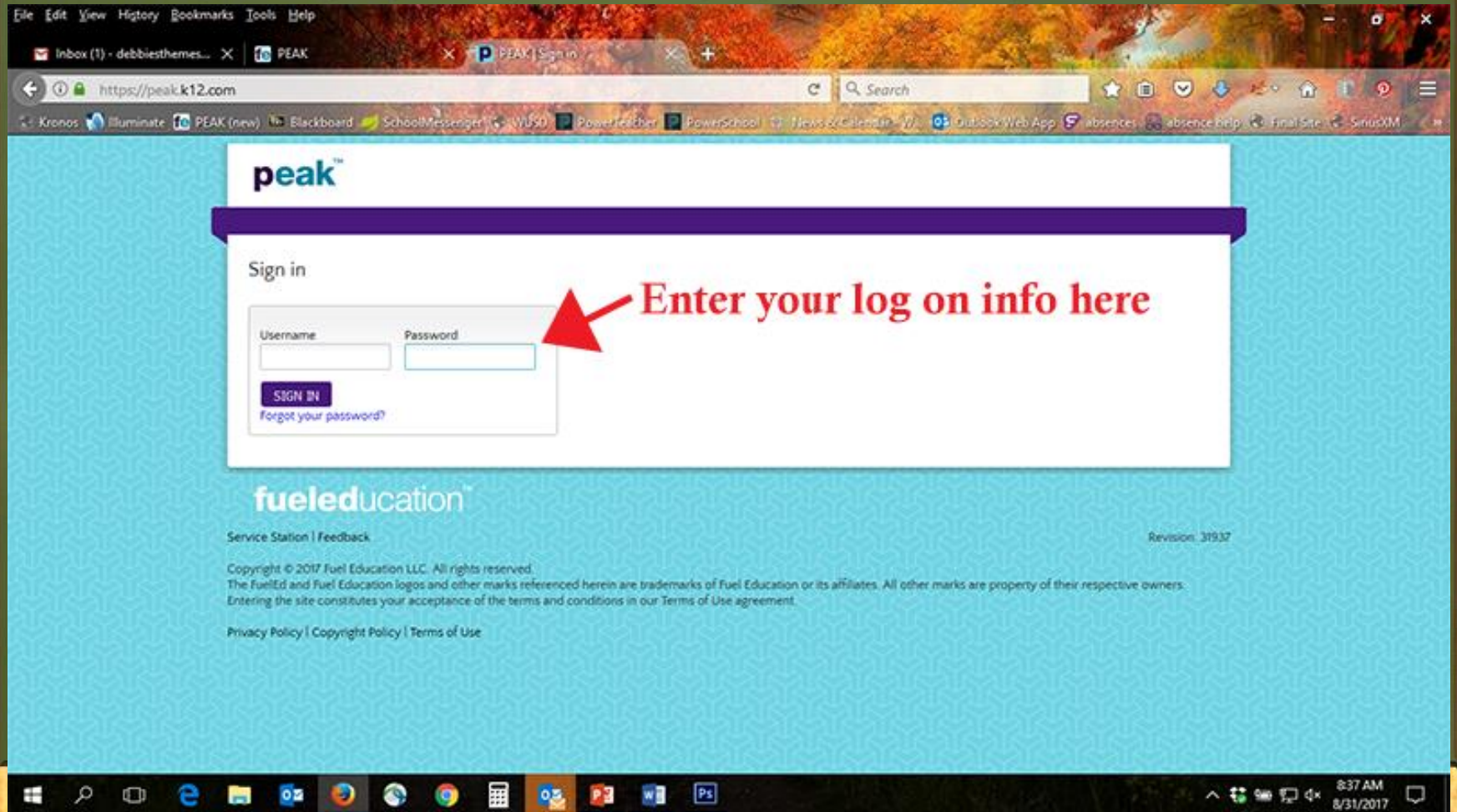


Westside Academy

- Student instructions for logging on
- How to check grades and progress
- How to attach files to assignments
- How to start a discussion thread



http://peak.getfueled.com



After log on, choose the class to work in or view

The screenshot displays the PEAK dashboard interface. At the top, a navigation bar includes the 'peak' logo and a user profile labeled 'Any Town'. Below this, a grid of class tiles is presented. The first tile, 'BRI MS Algebra (Semester 1)', is highlighted with a green 'NEW' banner and a red arrow pointing to its 'START YOUR CLASS!' button. The other three tiles, 'BRI Language Arts 6 (Semes...', 'BRI MS Pre-Algebra (Semest...', and 'BRI Language Arts 7 (Semes...', each feature a 'GO TO CLASS' button and a progress percentage (29.4%, 99.2%, and 78.5% respectively) with the text 'Class grade as of today'. A fourth tile for 'BRI Language Arts 8 (Semes...' is partially visible at the bottom left. On the bottom right, there is a 'Class History' section with a 'DOWNLOAD My Class History' link. The browser's address bar shows 'https://peak.getfueled.com/#dashboard', and the Windows taskbar at the bottom indicates the time is 8:43 AM on 8/31/2017.

Click on the class you want to work in or check

Class Name	Action	Progress
BRI MS Algebra (Semester 1)	START YOUR CLASS!	-
BRI Language Arts 6 (Semes...)	GO TO CLASS	29.4%
BRI MS Pre-Algebra (Semest...)	GO TO CLASS	99.2%
BRI Language Arts 7 (Semes...)	GO TO CLASS	78.5%
BRI Language Arts 8 (Semes...)	GO TO CLASS	-

Class History

DOWNLOAD My Class History

8:43 AM 8/31/2017

This is what the student home screen looks like

CA18WU-BRI Language Arts 8 (Semester 1) (Westside Union)-1 fuelededucation™

Class Home Plan Content Progress Grades Tools ▾ Service Station Help More ▾

CLASS UPDATES ▾ **MY PERFORMANCE** ▾ **CLASS CONTENT** ▾

[Unread Discussions](#) **73**

CLASS PLAN ▾

Thursday, August 31, 2017 >

Upcoming events ▾

Upcoming Events- make sure this is open so you can see the contents

Grade on work turned in (does not account for overdue work)

Grade **81.8%**

Overdue **0**

Content Progress

19.34 %

Required Topics Completed: 134 / 693

CLASS ANNOUNCEMENTS ▾

Welcome to Westside Academy

Table of Contents

Course Materials

1: Life Stories >

2: Voices and Viewpoints >

3: Perspectives in History >

4: Story Time >

5: The Source of Information >

6: Anthology >

9/1/17 Benchmark

Posted Aug 15, 2017 2:16 PM

Upcoming Events:

- AUG 31** Continued 9/1/17 ELA Benchmark- You should be done in with unit 2, lesson 2.09, "Planning a Speech".
- SEP 15** All Day ELA Benchmark is 50% by 9/15/17
- SEP 18** All Day First Quarter Grades Lock 9/22/17

How do I pace myself?

Bookmarks Tools Help

stheses... x fe PEAK x Homepage - CA18WU-BRI... x +

jeled.brightspace.com/d2l/home/28535

Search

te fe PEAK (new) Blackboard SchoolMessenger WUSD PowerTeacher PowerSchool News & Calendar - W... Outlook Web App absences absence help

My Home > CA18WU-BRI MS Pre-... Any Town

Thursday, August 31, 2017

Upcoming events

SEP 15 All Day Math Benchmark is 25% by 9/15/17

CLASS ANNOUNCEMENTS |

Welcome to Westside Academy

Posted Aug 11, 2017 2:55 PM

Westside Academy

2: Multiplication and Division >

3: Addition and Subtraction >

4: Operations and Rates >

5: Proportion and Percent >

Current Math Benchmark

0% 100%

Students should be 25% complete with math by September 15th.

Show All Announcements

All of your classes have a benchmark listed. This will show you where you should be every few weeks so you can pace yourself. This information is also on the News and Calendar page of our website.

How do I do my work?

The screenshot displays a web browser window with the URL `brightspace.com/d2l/home/28535`. The page title is "CA18WU-BRI MS Pre-Algebra (Semester 1) (Westside Union)-1" with the "fuel" logo. The navigation bar includes links for Class Home, Plan, Content, Progress, Grades, Tools, Service Station, Help, and More.

The main content area is divided into three columns:

- CLASS UPDATES**: Shows "Unread Discussions" with a count of 19.
- MY PERFORMANCE**: Displays a grade of 99.2% and 0 overdue items. A progress bar shows 17.24% completion for "Required Topics Completed: 35 / 203".
- CLASS CONTENT**: Lists course materials under the heading "Home". The list includes:
 - Course Materials
 - 1: The Basics (highlighted with a red circle and arrow)
 - 2: Multiplication and Division
 - 3: Addition and Subtraction
 - 4: Operations and Rates
 - 5: Proportion and Percent

A red arrow points to the right arrow next to "1: The Basics" with the text "Click on the arrow to open up the unit." Below the course materials list, there is a "CLASS ANNOUNCEMENTS" section with a post titled "Welcome to Westside Academy" dated August 11, 2017, and a "Current Math Benchmark" section.

Be sure and go in order

marks Tools Help

... X PEAK X Homepage - CA18WU-BRI... X

lightspace.com/d2l/home/28535 Search

EAK (new) Blackboard SchoolMessenger WUSD PowerTeacher PowerSchool News & Calendar - W... Outlook Web App absences absence help Final Site SiriusXM

My Home > CA18WU-BRI MS Pre-... Any Town

CA18WU-BRI MS Pre-Algebra (Semester 1) (Westside Union)-1 fueleducation™

Class Home Plan Content Progress Grades Tools Service Station Help More

CLASS UPDATES

[Unread Discussions](#) 19

CLASS PLAN

Thursday, August 31, 2017

Upcoming events

SEP 15 All Day Math Benchmark is 25% by 9/15/17

MY PERFORMANCE


Grade 99.2% Overdue 0

Content Progress 17.24 % Required Topics Completed: 35 / 203

CLASS ANNOUNCEMENTS

Welcome to Westside Academy

Posted Aug 11, 2017 2:55 PM



Current Math Benchmark

CLASS CONTENT

Home

1: The Basics

- 1.01 Order of Operations
- 1.02 Investigation 1
- 1.03 Variable Expressions
- 1.04 Investigation 2
- 1.05 Expressions for Word Phrases
- 1.06 Comparing Expressions

Go through these pages IN ORDER. This shows both your reading and your assignments.

12:12 PM 8/31/2017

The Grades tab

CA18WU-BRI MS Pre-Algebra (Semester 1) (Westside Union)-1 fueleducation™

Class Home Plan Content Progress **Grades** Tools ▾ Service Station Help More ▾

Grades [Print](#)

Calculated Grade

Points
238 / 240

Grade
99.2 %

Grade Items

Grade Item	Points	Grade
Unit 1		
1.01 Discussion	- / 5	-%
1.01 Lesson Check	5 / 5	100 %
1.02 Assignment	- / 35	-%
1.02 Portfolio	- / 25	-%
1.03 Lesson Check	5 / 5	100 %
1.04 Assignment	- / 35	-%
1.05 Lesson Check	5 / 5	100 %

The GRADES tab shows you your scores on all assignments.
The grade listed on this page is not your actual grade. It is the grade you are receiving for what you have turned in.

If you are skipping assignments, those will become a "0" and drag your grade down, so be sure you are not skipping.

Missed Assignments

The EASIEST way to check progress: From the logon screen

The yellow bar shows where you are
The little black bar shows where you should be

Front of tile

BRI MS Fundamentals of Ge...

GO TO CLASS

100%

Class grade as of today

Click this arrow to flip the tile around. The reverse side shows detailed info about where you are and where you should be.

Back of tile

BRI MS Fundamentals of Ge...

100% 10 Months Left

Class grade as of today

Today

5.9% Done

100% 1.09 Lesson Check

100% 1.01 Lesson Check

Where you are

Last lessons you worked on with the score you received.

Download all grades

TEACHER Deborah Rutkowski-Hines

Detailed description: The image shows a software interface for 'BRI MS Fundamentals of Geometry'. On the left is a 'Front of tile' which features a calculator icon, the course title, a 'GO TO CLASS' button with a play icon, and a '100%' class grade. A red circle highlights a progress bar at the top of this tile. On the right is the 'Back of tile', which shows a detailed progress report. It includes a title bar, a '100%' class grade with '10 Months Left', a 'Today' section showing '5.9% Done' with a yellow bar and a black target bar, and a list of lesson checks (1.09 and 1.01) both at '100%'. A 'Download all grades' link is at the bottom. The interface is annotated with red arrows and text explaining the progress indicators and how to flip the tile.

The “Content” tab is the easiest way to see all progress

The screenshot displays the Brightspace LMS interface for the course '1: The Basics'. The 'Content' tab is selected in the top navigation bar. The sidebar on the left shows the 'Table of Contents' with 168 items and 'Course Materials' with 19 items. The main content area shows a progress bar at 53.66% (22 of 41 required topics complete) and a list of topics. The '1.01 Order of Operations' topic is expanded, showing a list of tasks: '1.01 Order of Operations' (checked), '1.01 Discussion' (unchecked), and '1.01 Lesson Check' (checked). The '1.02 Investigation 1' topic is also listed, showing '1.02 Investigation 1' (checked) and '1.02 Portfolio' (unchecked). Red arrows and text annotations highlight these features:

- Progress Bar:** 53.66 % 22 of 41 required topics complete
- Table of Contents:** 168
- Course Materials:** 19
- 1.01 Order of Operations:** This side shows the same information, but in much more detail.
- 1.02 Investigation 1:** If there isn't a checkmark, it means something is left to do. You can easily see what I skipped. All I did was the reading. I didn't do the assignments.

The “Progress” tab is another way to show assignments and reading

The screenshot displays the Brightspace LMS interface for a class named "CA18WU-BRI MS Pre-Algebra (Semester 1) (Westside Union)-1". The "Progress" tab is highlighted in the navigation menu. A red arrow points from a text box to the "Progress" tab and the "Summary" link in the left sidebar.

CA18WU-BRI MS Pre-Algebra (Semester 1) (Westside Union)-1 fueleducation™

Class Home Plan Content **Progress** Grades Tools ▾

Service Station Help More ▾

Progress Summary [Print] [Help]

CA18WU-BRI MS Pre-Algebra (Semester 1) (Westside Union)-1
All Semesters 99.17 %

Summary
Grades
Objectives
Content (Required and Optional Topics)
Discussions
Assignments
Quizzes
Checklist

Current Grade	Maximum Final	Minimum Final
99.17 %	100 %	13.41 %

Grades Received: 26

Objectives
Learning Objectives Passed
0 % (0/0)

In Progress: 0

Passed: 0

11:23 AM 8/31/2017

The progress tab will give you detailed info on all the topics you see here.

Using the “Overdue” Link for progress

The screenshot shows a web browser window displaying a Brightspace course page. The browser's address bar shows the URL <https://fueled.brightspace.com/d2l/home/28535>. The page header includes navigation links like "My Home", "CA18WU-BRI MS Pre...", and "Any Town". The main header identifies the course as "CA18WU-BRI MS Pre-Algebra (Semester 1) (Westside Union)-1" and includes the "fuelededucation™" logo. Below the header, there are three main sections: "CLASS UPDATES", "MY PERFORMANCE", and "CLASS CONTENT".

In the "MY PERFORMANCE" section, the "Overdue" link is highlighted with a red circle and a red arrow. A blue callout box with the text "Click on the score in the 'overdue' area." points to the "Overdue 0" link. The "Overdue" link is currently showing a score of 0. Below the "Overdue" link, there is a progress bar showing "15.27 %" and "Required Topics Completed: 31 / 203".

The "CLASS CONTENT" section on the right lists various course materials, including "1: The Basics", "2: Multiplication and Division", "3: Addition and Subtraction", "4: Operations and Rates", and "5: Proportion and Percent".

The bottom of the page features a "Current Math Benchmark" section with a logo for "Westside Academy".

The “overdue” area (cont.1)

File Edit View History Bookmarks Tools Help

Inbox (4) - debbiesthemes... x PEAK x Table of Contents - CA18... x

https://fueled.brightspace.com/d2l/le/content/28535/Home?itemIdIdentifier=Schedule

Kronos Illuminate PEAK (new) Blackboard SchoolMessenger WUSD PowerTeacher PowerSchool News & Calendar - W... Outlook Web App absences absence help Final Site SiriusXM

My Home > CA18WU-BRI MS Pre-... > Any Town

CA18WU-BRI MS Pre-Algebra (Semester 1) (Westside Union)-1 fueleducation™

Class Home Plan Content Progress Grades Tools Service Station Help More

Search Topics

Table of Contents

Download Expand All Collapse All

17.24 % 35 of 203 required topics complete

Table of Contents 168

Course Materials

- 1: The Basics 19
- 2: Multiplication and Division 27
- 3: Addition and Subtraction 40
- 4: Operations and Rates 40
- 5: Proportion and Percent 42

Syllabus

Online Learning Handbook

Teacher Contact Information

Grading Information

Getting Started

90 Day Schedule

Click on the number for the table of contents. This will load ALL units in the right column. If you only want to check what still needs to be done in Unit 1, you would click on the number bubble for that unit. The numbers indicate how many things you need to do in that unit. The total includes reading material too.

10:39 AM 8/31/2017

The “overdue” area (cont.2)

The screenshot shows a web browser window displaying a Brightspace course page. The browser's address bar shows the URL: <https://fueled.brightspace.com/d2/lle/content/28535/Home?itemIdIdentifier=Schedule>. The page title is "CA18WU-BRI MS Pre-...". The left sidebar contains a list of course items with green checkmarks indicating completion. The main content area shows details for "1.02 Investigation 1" and "1.03 Variable Expressions". Red arrows and text annotations explain the meaning of the checkmarks and the "overdue" area.

You will see green checkmarks on the left for what you have completed. You can see that I read the material but I skipped a test.

You can find more detailed information here on the right side. The checkmarks show I did the reading in the units, but I skipped the tests.

Skipped

Things I completed.

Item	Status
1.03 Variable Expressions	Completed (Green Checkmark)
1.04 Investigation 2	Overdue (1)
1.05 Expressions for Word Phrases	Completed (Green Checkmark)
1.06 Comparing Expressions	Completed (Green Checkmark)
1.07 Replacement Sets	Overdue (1)
1.08 Related Equations	Overdue (1)
1.09 Solving Problems	Overdue (2)
1.10 Investigation 3	Overdue (1)
1.11 Opposites	Overdue (1)
1.12 Absolute Value	Overdue (1)
1.13 Exponents	Overdue (1)
1.14 Powers of Ten	Overdue (1)
1.15 Scientific Notation	Overdue (1)

Item	Status
1.02 Investigation 1	Completed (Green Checkmark)
1.02 Portfolio	Overdue (1)
1.02 Assignment	Overdue (1)
1.03 Variable Expressions	Completed (Green Checkmark)
1.03 Variable Expressions	Completed (Green Checkmark)
1.03 Lesson Check	Overdue (1)
1.04 Investigation 2	Completed (Green Checkmark)

How do I submit assignments?

- ✿ Your assignment worksheets should be completed in Word (or Open Office)
- ✿ Remember to run spellcheck on your work.
- ✿ Files should then be attached to the assignment. (more on another slide)
- ✿ Remember that a plagiarism checker is automatically used on ALL assignments. Do not cut and paste from the internet!

Submitting Assignments

The screenshot displays a web browser window with the URL <https://fueled.brightspace.com/d2/le/content/28535/viewContent/4331238/View>. The browser tabs include 'Inbox (5) - debbiesthemes...', 'PEAK', and '1.04 Assignment - CA18W...'. The page header shows 'My Home > CA18WU-BRI MS Pre-...' and the course title 'CA18WU-BRI MS Pre-Algebra (Semester 1) (Westside)'. The navigation menu includes 'Class Home', 'Plan', 'Content', 'Progress', 'Grades', and 'Tools'. The breadcrumb trail is 'Table of Contents > 1: The Basics > 1.04 Investigation 2 > 1.04 Assignment'. The main heading is '1.04 Assignment'. Under the 'Instructions' section, it says 'Submit your assignment here.' and 'You can also drag and drop the file from your computer to the submission area.' The 'Submissions' section states 'No submissions yet. Drag and drop to upload your assignment below.' Below this is a dashed box containing the text 'Drop files here, or click below!' and three buttons: 'Upload', 'Record', and 'Choose Existing'. A red arrow points from the text 'Click here to search for the file on your computer.' to the 'Upload' button. Another red arrow points from the text 'You can also drag and drop the file from your computer to the submission area.' to the dashed box area. The Windows taskbar at the bottom shows various application icons.

File Edit View History Bookmarks Tools Help

Inbox (5) - debbiesthemes... PEAK 1.04 Assignment - CA18W...

<https://fueled.brightspace.com/d2/le/content/28535/viewContent/4331238/View> ms word fre

Kronos Illuminate PEAK (new) Blackboard SchoolMessenger WUSD PowerTeacher PowerSchool News & Calendar - W...

My Home > CA18WU-BRI MS Pre-...

CA18WU-BRI MS Pre-Algebra (Semester 1) (Westside)

Class Home Plan Content Progress Grades Tools

Table of Contents > 1: The Basics > 1.04 Investigation 2 > 1.04 Assignment

1.04 Assignment

Instructions

Submit your assignment here. You can also drag and drop the file from your computer to the submission area.

Submissions

No submissions yet. Drag and drop to upload your assignment below.

Drop files here, or click below!

Upload Record Choose Existing

Click here to search for the file on your computer.

Activity Details

Submitting Assignments (cont.)

The screenshot shows a web browser window with the URL <https://fueled.brightspace.com/d2l/le/content/28535/viewContent/4331238/View>. The page title is "1.04 Assignment - CA18W...". The browser's address bar shows "ms word free alternative". The page content includes a navigation bar with "My Home" and "CA18WU-BRI MS Pre-...". Below the navigation bar, a message states "No submissions yet. Drag and drop to upload your assignment below." A dashed box contains the text "Drop files here, or click below!" and three buttons: "Upload", "Record", and "Choose Existing". A file named "grading_scale.jpg (50.78 KB)" is shown with a red 'x' icon. A red arrow points to this file with the text "You will know if you attached your file properly, because it will show up here." Below the file upload area is a "Comments" section with a text area and a "Submit" button. A red arrow points to the "Submit" button with the text "Once you know your file is attached, you need to press the 'submit' button." The bottom of the page shows a taskbar with various application icons and a system clock displaying "1:07 PM 8/31/2017".

File Edit View History Bookmarks Tools Help

Inbox (6) - debbiesthemes... PEAK 1.04 Assignment - CA18W...

<https://fueled.brightspace.com/d2l/le/content/28535/viewContent/4331238/View> ms word free alternative

Kronos Illuminate PEAK (new) Blackboard SchoolMessenger WUSD PowerTeacher PowerSchool News & Calendar W... Outlook Web App absences absence help Final Site SiriusXM

My Home CA18WU-BRI MS Pre-... Any Town

No submissions yet. Drag and drop to upload your assignment below.

Drop files here, or click below!

Upload Record Choose Existing

grading_scale.jpg (50.78 KB) x

You will know if you attached your file properly, because it will show up here.

Comments

Once you know your file is attached, you need to press the "submit" button.

Submit

Activity Details

1:07 PM 8/31/2017

How do I do Discussions?

The screenshot shows a web browser window displaying the Brightspace LMS interface for a class titled "CA18WU-BRI MS Pre-Algebra (Semester 1) (Westside Union)-1". The browser's address bar shows the URL "https://fueled.brightspace.com/d2l/home/28535". The interface includes a top navigation bar with links like "My Home", "Class Home", "Plan", "Content", "Progress", "Grades", "Tools", "Service Station", "Help", and "More". A "Tools" dropdown menu is open, showing options: "Assignments", "Discussions", "Announcements", "Classlist", and "Class Connect". A red arrow points to the "Discussions" option, with the text "Click Here" written next to it. The main content area is divided into several sections: "CLASS UPDATES" with a link to "Unread Discussions" and a count of "19"; "MY PERFORMANCE" showing a grade of "99.29" and "Overdue 0"; "CLASS PLAN" for "Thursday, August 31, 2017"; "CLASS ANNOUNCEMENTS" with a welcome message; and "CLASS CONTENT" with a list of topics like "1: The Basics", "2: Multiplication and Division", etc. The bottom of the screen shows a Windows taskbar with various application icons and a system clock indicating "1:10 PM 8/31/2017".

Discussions (cont.)

File Edit View History Bookmarks Tools Help

Inbox (6) - debbiesthemes... x PEAK x Discussions List - CA18W... x +

https://fueled.brightspace.com/d2l/le/28535/discussions/List ms word free alternative

Kronos Illuminate PEAK (new) Blackboard SchoolMessenger WUSD PowerTeacher PowerSchool News & Calendar - W.I. Outlook Web App absences absence help Final Site SinusXM

My Home > CA18WU-BRI MS Pre-... Any Town

1.07 Discussion

Read the discussion prompt and carefully write your response.

Hide Topics for 1.07 Discussion

Topic	Threads	Posts	Last Post
1.07 Discussion This discussion assignment has two topics. You will post to the first topic now, and then return here to post to the second topic in another lesson.	1	1 (1)	Alicia Gaffney Tue at 4:15 PM
Discussion: Equations (part 1) Review your assignment here.	0	0	
Discussion: Equations (part 2) Review your assignment here.	1	1 (1)	Alicia Gaffney Tue at 4:14 PM

1.09 Discussion

Read the discussion prompt and carefully write your response.

Hide Topics for 1.09 Discussion

Pick your discussion from this page.

Discussions (cont.)

File Edit View History Bookmarks Tools Help

Inbox (6) - debbiesthemes... PEAK Discussion: Equations (part 2)

https://fueled.brightspace.com/d2/le/28535/discussions/topics/81209/View ms word free alternative

Kronos Illuminate PEAK (new) Blackboard SchoolMessenger WUSD PowerTeacher PowerSchool News & Calendar - WJ... Outlook Web App absences absence help Final Site SinusXM

My Home > CA18WU-BRI MS Pre-... Any Town

CA18WU-BRI MS Pre-Algebra (Semester 1) (Westside Union)-1 fuelededucation™

Class Home Plan Content Progress Grades Tools Service Station Help More

Discussions List > View Topic Settings Help Search Discussion: Equations

Discussion: Equations (part 2)

☆ Subscribe

▼ Hide Description

[Review your assignment here.](#)

[Start a New Thread](#)

Filter by: All Threads Sort by: Most Recent Activity

Alternatives.

Alicia Gaffney posted Aug 29, 2017 4:14 PM ☆ Subscribe

$(7 \times 5) + (3 - 6) - (3 - 5)$

0 Unread 0 Replies 1 Views

1 / 1

1:17 PM 8/31/2017

Discussions (cont.)

The screenshot shows a web browser window with a discussion forum interface. The browser's address bar displays the URL `https://fueled.brightspace.com/d2/le/28535/discussions/topics/81209/View`. The page title is "Discussion: Equations (part 2)".

Annotations with red arrows point to specific parts of the interface:

- An arrow points to the "Enter a subject" text box, which contains the placeholder text *Using the Order of Operations in math*. A red text box above it says: "Enter a subject for your post here. The subject should describe your post. Do NOT use subjects like 'math' or 'my assignment' or things like that. I have shown an appropriate title for a post."
- An arrow points to the text formatting toolbar, which includes icons for bold (B), italic (I), underline (U), bulleted list, numbered list, link, unlink, font color, background color, and other tools. A red text box to the right says: "You have most of the 'Word' text formatting tools in these icons. Please use them. Math symbols are included too, so those should be used. Whether or not you use these tools affects your 'elective' grade (computer)."

Other visible elements include a "Subscribe" button, a "Hide Description" button, a "Review your assignment here." link, a "Subscribe to this thread" checkbox, and an "Add attachments" link. The Windows taskbar at the bottom shows various application icons and the system clock indicating 1:20 PM on 8/31/2017.