

DAVIS SCHOOL DISTRICT

2017 ACHIEVEMENT AT A GLANCE



Number of college credits earned in AP and CE programs

49,321



94% Graduation rate (up ten percent since 2012)

Number of writing SAGE scale score points above state average

15



Increase in science SAGE proficiency since 2014

5%




8% Increase in math SAGE proficiency since 2014

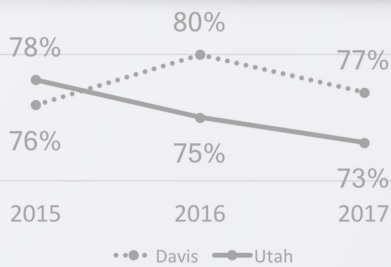
5% Increase in English SAGE proficiency since 2014



4 Percent of students reading on grade level above state average



Davis School District

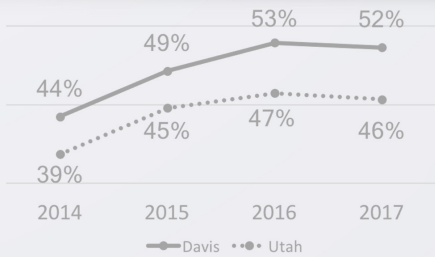
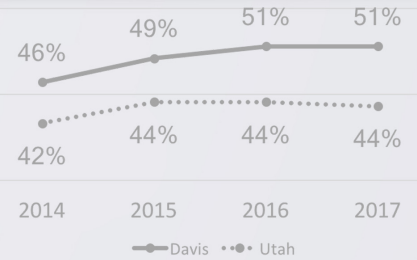


EARLY LITERACY

77% of our students in grades 1-3 met reading competency standards - exceeding competency of their statewide peers by 4% and showing an increase over three years

ENGLISH LANGUAGE ARTS

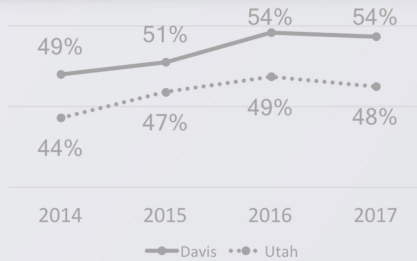
51% of our students met proficiency standards on the English Language Arts SAGE test - exceeding proficiency of their statewide peers and showing a 5% increase over four years



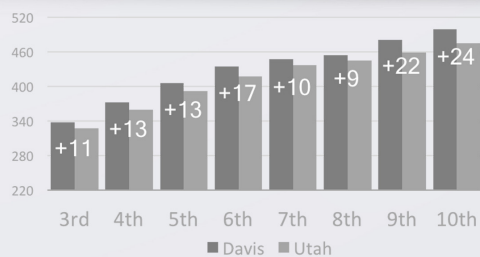
MATHEMATICS

52% of our students met proficiency standards on the math SAGE test - exceeding proficiency of their statewide peers and showing an 8% increase over four years

54% of our students met proficiency standards on the science SAGE test - exceeding proficiency of their statewide peers and showing a 5% increase over four years



SCIENCE

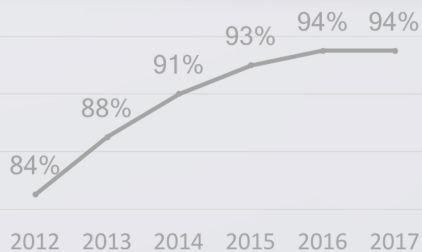
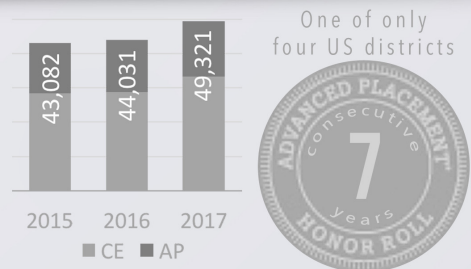


WRITING

Our students' writing achievement exceeds statewide writing achievement by an average of 15 scale score points in all tested grades

COLLEGE READINESS

Many of our students complete an associate degree during high school; the 49,321 college credits they earned - if applied to a university degree program - would generate 411 bachelor degrees and save over \$16 million in tuition



GRADUATION

Our 94% graduation rate the highest of all Wasatch Front school districts and represents a 10% increase over five years