	<p style="text-align: center;">LINCOLNWOOD SCHOOL DISTRICT 74 BOARD OF EDUCATION Finance Committee Meeting AGENDA Thursday, July 18, 2024 at <b><u>6:30 PM</u></b></p>	<p style="text-align: right;"><b>BOARD OF EDUCATION</b>  <b>Kevin Daly, President</b>  <b>Peter D. Theodore, Vice President</b>  <b>John P. Vranas, Secretary</b>  <b>Myra A. Foutris</b>  <b>Ted Kwon</b>  <b>Jay Oleniczak</b>  <b>Rupal Shah Mandal</b></p> <p style="text-align: right;"><b>ADMINISTRATION</b>  <b>Dr. David L. Russo, Superintendent of Schools</b>  <b>Dr. Dominick M. Lupo, Assistant Superintendent for Curriculum and Instruction</b>  <b>Courtney Whited, Business Manager/CSBO</b></p>
---	--	---

*Agenda of the Finance Committee Meeting of the Board of Education of Lincolnwood School District 74,  
Cook County, Illinois, to be held in the Marvin Garlich Administration Building  
6950 N. East Prairie Road  
Lincolnwood, Illinois 60712,  
on Thursday, July 18, 2024.*

*IN-PERSON PARTICIPATION: It is expected that all members of the Finance Committee, plus several administrators, will be physically present at the Marvin Garlich Administration Building located at 6950 N. East Prairie Road, Lincolnwood, IL. The public is welcome.*

# 1. CALL TO ORDER/ROLL CALL

## FINANCE COMMITTEE MEMBERS

Peter D. Theodore (BOE), Chair  
Jay Oleniczak (BOE), Co-Chair  
John P. Vranas (BOE)  
Michael Bartholomew, Community Member  
Maja Kenjar, Community Member  
Steven Pawlow, Community Member  
Paul Stellatos, Community Member

## ADMINISTRATORS/STAFF

Dr. David L. Russo, Superintendent of Schools  
Dr. Dominick M. Lupo, Assistant Superintendent for Curriculum and Instruction  
Courtney Whited, Business Manager/CSBO  
Jordan Stephen, Director of Technology

# 2. AUDIENCE TO VISITORS

# 3. APPROVAL OF MINUTES

- |  |   |
|--|---|
| a. Finance Committee Meeting Minutes - <b>MARCH 21, 2024</b> | 3 |
| Motion by member: _____ Seconded by: _____                   |   |
| b. Finance Committee Meeting Minutes - <b>APRIL 18, 2024</b> | 5 |
| Motion by member: _____ Seconded by: _____                   |   |
| c. Finance Committee Meeting Minutes - <b>MAY 23, 2024</b>   | 8 |

Motion by member: \_\_\_\_\_ Seconded by: \_\_\_\_\_

- d. Finance Committee Meeting Minutes - **JUNE 13, 2024** 11


Motion by member: \_\_\_\_\_ Seconded by: \_\_\_\_\_

4. INFORMATION/DISCUSSION: FUND BALANCE REPORT 14
- a. Fund Balance Report - **MAY 2024**
5. OLD BUSINESS
6. NEW BUSINESS
- a. INFORMATION/DISCUSSION: SD74 Debt Review with Tammie Beckwith Schallmo, PMA Financial Network, LLC - Senior Vice President, Managing Director 23
- b. INFORMATION/DISCUSSION/ACTION: Tentative Budget for Fiscal Year 2025 43
- c. INFORMATION/DISCUSSION/ACTION: SuperEval Subscription Proposal for 2024-2025 School Year 105
- d. INFORMATION/DISCUSSION/ACTION: Intergovernmental Agreement (IGA) Amendment Between the Village of Lincolnwood and Lincolnwood School District 74 Relevant to Crossing Guard Services with a Separate Traffic IGA 117
7. INFORMATION/DISCUSSION: District Finance Update - *Courtney Whited, Business Manager/CSBO* 119
- a. Chandani & Burns, LLC. (Attachment) 120
8. ADJOURNMENT

Motion by member: \_\_\_\_\_ Seconded by: \_\_\_\_\_

***Dr. David L. Russo, Superintendent of Schools***

*Lincolnwood School District 74 is subject to the requirements of the Americans with Disabilities Act of 1990. Individuals with disabilities who plan to attend this meeting and who require certain accommodations in order to allow them to observe and/or participate in this meeting, or who have questions regarding the accessibility of this meeting or facility, are requested to contact the District Office at 847-675-8234 promptly to allow Lincolnwood School District 74 to make reasonable accommodations for those persons.*

	<p>LINCOLNWOOD SCHOOL DISTRICT 74 BOARD OF EDUCATION Finance Committee Meeting Minutes Thursday, March 21, 2024 at <b>6:30 PM</b></p>	<p><b>BOARD OF EDUCATION</b>  Kevin Daly, <i>President</i>  Rupal Shah Mandal, <i>Vice President</i>  John P. Vranas, <i>Secretary</i>  Maxie Boynton  Myra A. Foutris  Jay Oleniczak  Peter D. Theodore</p> <p><b>ADMINISTRATION</b>  Dr. David L. Russo, <i>Superintendent of Schools</i>  Dr. Dominick M. Lupo, <i>Assistant Superintendent for Curriculum and Instruction</i>  Courtney Whited, <i>Business Manager/CSBO</i></p>
---	---	--

*Minutes of the Finance Committee Meeting of the Board of Education of Lincolnwood School District 74, Cook County, Illinois, was held in the Marvin Garlich Administration Building 6950 N. East Prairie Road, Lincolnwood, Illinois 60712, on Thursday, March 21, 2024.*

# 1. CALL TO ORDER/ROLL CALL

Chair Theodore called the Finance Committee meeting to order at 6:33 p.m.

## FINANCE COMMITTEE MEMBERS

Peter D. Theodore (BOE), Chair  
Jay Oleniczak (BOE), Co-Chair  
John P. Vranas (BOE)  
Michael Bartholomew, Community Member

## FINANCE COMMITTEE MEMBERS NOT PRESENT

Maja Kenjar, Community Member  
Steven Pawlow, Community Member  
Paul Stellatos, Community Member

## ADMINISTRATORS/STAFF

Dr. David L. Russo, Superintendent of Schools  
Dr. Dominick M. Lupo, Assistant Superintendent for Curriculum and Instruction  
Courtney Whited, Business Manager/CSBO

# 2. AUDIENCE TO VISITORS

None

# 3. APPROVAL OF MINUTES

## a. Finance Committee Meeting Minutes - **FEBRUARY 22, 2024**

A motion was made, seconded, and passed to approve the minutes from the February 22, 2024, Finance Committee meeting.

# 4. FUND BALANCE REPORT

## a. Fund Balance Report - **JANUARY 2024**

Courtney Whited, Business Manager/CSBO, presented the Fund Balance Report for January 2024.

# 5. OLD BUSINESS

None

## 6. NEW BUSINESS

### a. 6-year | Kindergarten through Fifth Grade Math Program Adoption | Carnegie Learning, Inc. © 2014-2023

A motion was made, seconded and passed that The Finance Committee concur with the Administration's recommendation to the Board of Education to approve this contract from *Carnegie Learning, Inc. © 2014-2023* for the adoption of the K-5 math curriculum in the amount of \$233,733.12 from the 2024-2025 school year to the 2029-2030 school year.

### b. Middle School Science Curriculum Adoption – © 2024 Amplify Education, Inc

A motion was made, seconded and passed that The Finance Committee concur with the Administration's recommendation to the Board of Education to approve this Agreement from Amplify Education for the middle school science curriculum in the amount of \$67,710.20 from the 2024-2025 school year until the 2029-2030 school year.

### c. Donation from ROSE Foundation

A motion was made, seconded and passed that The Finance Committee concur with the Administration's recommendation to the Board of Education to accept the donation of \$200 and \$60 Smoothie King gift certificates from ROSE Foundation.

## 7. District Purchasing Update(s) - *Dr. David L. Russo, Dr. Dominick M. Lupo, Jordan Stephen*

### a. Genuity Renewal for 2024-2025

### b. IXL for 1st Grade

## 8. District Finance Update - *Courtney Whited, Business Manager/CSBO*

### a. SD74 FY24 Q3 Budget Review

Courtney Whited, Business Manager/CSBO, presented the SD74 FY24 Q3 Budget Review. Courtney detailed each fund's expenditures and revenues. The Committee recommended not amending the FY24 Budget.

## 9. ADJOURNMENT

A motion was made, seconded and passed to adjourn the Finance Committee meeting. The Finance Committee meeting was adjourned at 7:09 p.m.

The next Finance Committee meeting will be Thursday, April 18, 2024 at 6:30 p.m. The public is welcome.

---

Peter D. Theodore, Chair

---

Jay Oleniczak, Co-chair



LINCOLNWOOD SCHOOL DISTRICT 74  
BOARD OF EDUCATION  
Finance Committee Meeting Minutes  
Thursday, April 18, 2024 at **5:30 PM**

BOARD OF EDUCATION  
Kevin Daly, *President*  
Rupal Shah Mandal, *Vice President*  
John P. Vranas, *Secretary*  
Maxie Boynton  
Myra A. Foutris  
Jay Oleniczak  
Peter D. Theodore

ADMINISTRATION  
Dr. David L. Russo, *Superintendent of Schools*  
Dr. Dominick M. Lupo, *Assistant Superintendent for Curriculum and Instruction*  
Courtney Whited, *Business Manager/CSBO*

*Minutes of the Finance Committee Meeting of the Board of Education of Lincolnwood School District 74,  
Cook County, Illinois, was held in the Marvin Garlich Administration Building  
6950 N. East Prairie Road, Lincolnwood, Illinois 60712, on Thursday, April 18, 2024.*

1. CALL TO ORDER/ROLL CALL

Chair Theodore called the Finance Committee meeting to order at 5:33 p.m. Roll call was taken and a quorum was not present. No formal recommendations were taken, but members continued with their discussion.

FINANCE COMMITTEE MEMBERS

Peter D. Theodore (BOE), Chair  
John P. Vranas (BOE)

FINANCE COMMITTEE MEMBERS NOT PRESENT

Jay Oleniczak (BOE), Co-Chair  
Michael Bartholomew, Community Member  
Maja Kenjar, Community Member  
Steven Pawlow, Community Member  
Paul Stellatos, Community Member

ADMINISTRATORS/STAFF

Dr. David L. Russo, Superintendent of Schools  
Dr. Dominick M. Lupo, Assistant Superintendent for Curriculum and Instruction  
Courtney Whited, Business Manager/CSBO  
Jordan Stephen, Director of Technology

AUDIENCE TO VISITORS

None

2. APPROVAL OF MINUTES

a. Finance Committee Meeting Minutes - **MARCH 21, 2024**

The Finance Committee did not take any action relative to the March 21, 2024 minutes due to the lack of a quorum.

3. FUND BALANCE REPORT

a. Fund Balance Report - **FEBRUARY 2024**

Courtney Whited, Business Manager/CSBO, presented the Fund Balance Report for February 2024.

4. OLD BUSINESS

None

## 5. NEW BUSINESS

### a. Final Fiscal Year 2023 Single Audit by Lauterbach & Amen, LLP

Courtney Whited, Business Manager/CSBO, presented the Final Fiscal Year 2023 Single Audit by Lauterbach & Amen, LLP. This report represents another clean audit for the Business Office. The Committee members in attendance asked why the audit is dated October 31, 2023. Courtney explained that there was an extension because of the ESSER funds.

The summary is for informational purposes. The final Fiscal Year 2023 Single Audit Report prepared by Lauterbach & Amen, LLP will be presented to the Lincolnwood School District 74 Board of Education for review at the May 2, 2024 Board of Education meeting, as supported by the Finance Committee members in attendance at the April 18, 2024 Finance Committee meeting

### b. Transportation Contract Amendment 2024-25 with First Student, Inc.

The Finance Committee members in attendance stated their support of the Administrative recommendation to accept this Amendment from First Student, Inc. for transportation services with a 4.90% rate increase on current rates effective August 1, 2024 through July 31, 2025.

### c. LBSA Waiver Request- FY25 Facilities Rental Fees

John Drueth submitted a request to secure a waiver for the FY25 Facilities rental fees. The committee members in attendance agreed to table this item until the next meeting.

### d. Infinite Connections Inc. Agreement Renewal

The Finance Committee members in attendance stated their support of the Administrative recommendation to accept the Infinite Connections, Inc. Agreement for Consulting Services in the amount of \$4,600 from February 1, 2024 to January 31, 2025.

### e. Kings III Emergency Elevator Phone

The Finance Committee members in attendance stated their support of the Administrative recommendation to accept the Agreement from Kings III for Cellular Elevator Phones in the amount of \$98.34 plus required taxes and fees, beginning June 1, 2024. (Estimated)

### f. E Rate Category II – SHI Wireless Access Points

Jordan Stephen, Director of Technology shared that the District will receive a rebate of approximately \$19,000.

The Finance Committee members in attendance stated their support of the Administrative recommendation to accept the agreement from SHI for Meraki Network Licensing in the amount of \$48,160.00 from September 21, 2024 through September 21, 2029.

### g. E Rate Category I – AT&T High Speed Internet Access

The Finance Committee members in attendance stated their support of the Administrative recommendation to accept the Agreement from AT&T for Internet Services in the amount of \$999.60 per month from July 1, 2024 through June 30, 2026.

## 6. District Purchasing Update(s) - *Dr. David L. Russo, Dr. Dominick M. Lupo, Jordan Stephen*

### a. Gaggle for 2024-2025

### b. Jamf for 2024-2025

### c. Formative for 2024-2025

d. Pebble Go for 2024-2025

7. District Finance Update - *Courtney Whited, Business Manager/CSBO*

a. Potential partnership between SD74 and the Early Childhood Alliance

Dr. Russo shared the background information regarding this partnership. The Committee members in attendance asked what service Early Childhood Alliance would be providing to the District, and does the Administration think we will need a lot more support in the future. Dr. Russo explained that he does not believe that the District will have any major increase in the number of families that will utilize such support. Dr. Russo expressed that he doesn't see the District being a high end donor as a result of the low number of families that may work with this organization. The Finance Committee members in attendance stated their support for some sort of financial commitment. Dr. Russo will bring additional information regarding the next steps to the next Finance Committee meeting.

8. ADJOURNMENT

The members in attendance stated their support to adjourn the Finance Committee meeting. The Finance Committee meeting was adjourned at 6:00 p.m.


The next Finance Committee meeting will be Thursday, May 23, 2024 at 6:30 p.m. The public is welcome.

---

Peter D. Theodore, Chair

---

~~Jay Oleniczak, Co-chair~~  
John P. Vranas

	<p>LINCOLNWOOD SCHOOL DISTRICT 74 BOARD OF EDUCATION Finance Committee Meeting Minutes Thursday, May 23, 2024 at <b>6:30 PM</b></p>	<p>BOARD OF EDUCATION Kevin Daly, <i>President</i> Peter D. Theodore, <i>Vice President</i> John P. Vranas, <i>Secretary</i> Myra A. Foutris Jay Oleniczak Rupal Shah Mandal</p> <p>ADMINISTRATION Dr. David L. Russo, <i>Superintendent of Schools</i> Dr. Dominick M. Lupo, <i>Assistant Superintendent for Curriculum and Instruction</i> Courtney Whited, <i>Business Manager/CSBO</i></p>
---	---	--

*Minutes of the Finance Committee Meeting of the Board of Education of Lincolnwood School District 74, Cook County, Illinois, was held in the Marvin Garlich Administration Building 6950 N. East Prairie Road, Lincolnwood, Illinois 60712, on Thursday, May 23, 2024.*

# 1. CALL TO ORDER/ROLL CALL

Chair Theodore called the Finance Committee meeting to order at 6:31 p.m. Roll call was taken and a quorum was not present. No formal recommendations were taken, but members continued with their discussion.

## FINANCE COMMITTEE MEMBERS

Peter D. Theodore (BOE), Chair  
Jay Oleniczak (BOE), Co-Chair

## FINANCE COMMITTEE MEMBERS NOT PRESENT

John P. Vranas (BOE)  
Michael Bartholomew, Community Member  
Maja Kenjar, Community Member  
Steven Pawlow, Community Member  
Paul Stellatos, Community Member

## ADMINISTRATORS/STAFF

Dr. David L. Russo, Superintendent of Schools  
Dr. Dominick M. Lupo, Assistant Superintendent for Curriculum and Instruction  
Courtney Whited, Business Manager/CSBO  
Jordan Stephen, Director of Technology

# 2. AUDIENCE TO VISITORS

None

# 3. APPROVAL OF MINUTES

## a. Finance Committee Meeting Minutes - **APRIL 18, 2024**

The Finance Committee did not take any action relative to the April 18, 2024 minutes due to the lack of a quorum.

# 4. FUND BALANCE REPORT

## a. Fund Balance Report - **MARCH 2024**

Courtney Whited, Business Manager/CSBO, presented the Fund Balance Report for March 2024.

# 5. OLD BUSINESS

## a. LBSA Waiver Request- FY25 Facilities Rental Fees

The Finance Committee members in attendance agreed to table this item until the next meeting.



## 6. NEW BUSINESS

### a. Fiscal Year 2025 Preliminary Budget Assumptions

Courtney presented the FY25 Preliminary Budget Assumptions explaining that the Final Budget is expected to be presented at the September Board of Education meeting for adoption. She explained the payroll adjustments that will take place with staffing including the number of staff set to retire, those who may advance a class on the salary schedule, and the number of teachers qualifying for the longevity stipend. There was also discussion related to foreseeable significant expenditures and revenues.

### b. FY25 Workers' Compensation Insurance Coverage from (IPRF) Illinois Public Risk Fund

The Finance Committee members in attendance stated their support of the Administrative recommendation to accept the Workers' Compensation Insurance Coverage from Illinois Public Risk Fund in the amount of \$61,426 for the period beginning July 1, 2024 and ending June 30, 2025.

### c. Resolution to Transfer Funds

The Finance Committee members in attendance stated their support of the Administrative recommendation to accept the Resolution to Transfer \$211,965 from the District's Education Fund 10 to the Capital Projects Fund 60 on or before June 30, 2024.

### d. FY25 Early Childhood Alliance Contribution

The Finance Committee members in attendance stated their support of the Administrative recommendation to contribute \$2,000 in FY25 to the Early Childhood Alliance.

### e. Alternative Learning Opportunities Program

Dr. Russo discussed the Alternative Learning Opportunities Program (ALOP). This is a program sponsored by the North Cook Intermediate Service Center (NCISC) and provides an advocate to support students identified as at-risk in academics, behavior, attendance, etc. Dr. Russo explained that the administration conducted a needs assessment to determine sufficient students exist within the District who could benefit from the program. The advocate could support between 25-32 students in grade 4-8. ALOP comes with a one-time \$40,000 cost. In subsequent years, students identified for ALOP generate State funds for NCISC funding the program. Dr. Russo and Mr. Atkinson have met candidates to be the District's student advocate and come away impressed by both candidates. Dr. Russo explained the new Director of Student Services is different from the ALOP advocate because the new Director will oversee the EL and Intervention Departments. They will not work with individual students, while the advocate will work one-to-one and in small groups. The Administration will provide the advocate with office space and clear lines of communication will be established with the Administration with an expectation that the advocate informs Administration regarding significant issues with students. The Committee members in attendance asked about liability and Dr. Russo said the District would be entering into an Intergovernmental Agreement (IGA) with NCISC to govern the relationship. The IGA has been vetted by Legal Counsel.

The Finance Committee members in attendance agreed that the item should not appear on the Consent Agenda. It will be listed as a stand-alone agenda item so the full Board can ask any questions before voting on the matter.

### f. Interactive Display Purchase and Installation

The Finance Committee members in attendance stated their support of the Administrative recommendation to accept the agreement from Midwest Computer Products for the purchase and installation of Interactive Flat Panel Displays in the amount of \$101,368.49.

### g. CDWG- Rutledge Hall Charging Carts

The Finance Committee members in attendance stated their support of the Administrative recommendation to accept the Quote from CDW-G for Charging Carts in the amount of \$11,121.66

h. 2024-2025 Encyclopedia Britannica Renewal

The Finance Committee members in attendance stated their support of the Administrative recommendation to accept the agreement from Encyclopedia Britannica for the Britannica School Subscription in the amount of \$1,000.00 from July 1, 2024 till June 30, 2025.

7. District Purchasing Update(s) - *Dr. David L. Russo, Dr. Dominick M. Lupo, Jordan Stephen*

- a. BrainPop for 2024-2025
- b. Brightly for 2024-2026
- c. FastBridge Renewal for FY25
- d. Finalsight for 2024-2025
- e. Learning A-Z Go for 2024-2025
- f. Newsela for 2024-2025
- g. Powerschool SIS for 2024-2025
- h. Powerschool Enrollment for 2024-2025
- i. Schoology for 2024-2025
- j. SeeSaw for 2024-2025
- k. Writable for 2024-2025
- l. PLTW for 2024-2025

8. District Finance Update - *Courtney Whited, Business Manager/CSBO*

a. Crossing Guards for the 2024-25 school year

Dr. Russo shared a brief history of the relationship between the District and Village of Lincolnwood related to crossing guards. Up to this point, the two bodies have split the costs with the Village identifying and training personnel. The Village contracted a third-party vendor to provide the service and said that company has underperformed throughout the year. Therefore, the Village asked if the District would take over the responsibility of finding cross guards. The Village would continue to train and split costs. The District is working to identify crossing guard personnel. Our initial inquiries suggest that we could find individuals at a substantial cost savings. The Committee gave the Administration direction to continue to explore this, which may result in an Amendment to the Intergovernmental Agreement with the Village.

b. The May 21, 2024 Facilities Committee agenda included preliminary discussions pertaining to renovations at Todd Hall. The initial estimate is approximately \$6.5 million.

Dr. Russo explained that the Facilities Committee reviewed a concept plan from Studio GC for renovations to interior classroom spaces and the HVAC system at Todd Hall. The Facilities Committee members in attendance gave Administration direction to continue exploring the possibilities of this project. Courtney discussed the estimated \$6,500,000 budget. The Committee members in attendance would like to hear about different options for financing and support the Administration exploring next steps.

9. ADJOURNMENT

The members in attendance stated their support to adjourn the Finance Committee meeting. The Finance Committee meeting was adjourned at 7:35 p.m.


The next Finance Committee meeting will be Thursday, June 13, 2024 at 6:30 p.m. The public is welcome.

---

Peter D. Theodore, Chair

---

Jay Oleniczak, Co-chair



LINCOLNWOOD SCHOOL DISTRICT 74  
BOARD OF EDUCATION  
Finance Committee Meeting Minutes  
Thursday, June 13, 2024 at **6:30 PM**

**BOARD OF EDUCATION**  
**Kevin Daly, President**  
**Peter D. Theodore, Vice President**  
**John P. Vranas, Secretary**  
**Myra A. Foutris**  
**Jay Oleniczak**  
**Rupal Shah Mandal**

**ADMINISTRATION**  
**Dr. David L. Russo, Superintendent of Schools**  
**Dr. Dominick M. Lupo, Assistant Superintendent for Curriculum and Instruction**  
**Courtney Whited, Business Manager/CSBO**

*Minutes of the Finance Committee Meeting of the Board of Education of Lincolnwood School District 74, Cook County, Illinois, was held in the Marvin Garlich Administration Building 6950 N. East Prairie Road, Lincolnwood, Illinois 60712, on Thursday, June 13, 2024.*

**1. CALL TO ORDER/ROLL CALL**

Chair Theodore called the Finance Committee meeting to order at 6:32 p.m. Roll call was taken and a quorum was not present. No formal recommendations were taken, but members continued with their discussion.

**FINANCE COMMITTEE MEMBERS**

Peter D. Theodore (BOE), Chair  
Jay Oleniczak (BOE), Co-Chair  
Steven Pawlow, Community Member ARRIVED@6:55 pm

**FINANCE COMMITTEE MEMBERS NOT PRESENT**

John P. Vranas (BOE)  
Michael Bartholomew, Community Member  
Maja Kenjar, Community Member  
Paul Stellatos, Community Member

**ADMINISTRATORS/STAFF**

Dr. David L. Russo, Superintendent of Schools  
Courtney Whited, Business Manager/CSBO  
Jordan Stephen, Director of Technology

**2. AUDIENCE TO VISITORS**

None

**3. APPROVAL OF MINUTES**

**a. Finance Committee Meeting Minutes - **MARCH 21, 2024****

The Finance Committee did not take any action relative to the March 21, 2024 minutes due to the lack of a quorum.

**b. Finance Committee Meeting Minutes - **APRIL 18, 2024****

The Finance Committee did not take any action relative to the April 18, 2024 minutes due to the lack of a quorum.

c. Finance Committee Meeting Minutes - **MAY 23, 2024**

The Finance Committee did not take any action relative to the May 23, 2024 minutes due to the lack of a quorum.

4. FUND BALANCE REPORT

a. Fund Balance Report - **APRIL 2024**

Courtney Whited, Business Manager/CSBO, presented the Fund Balance Report for April 2024.

5. OLD BUSINESS

a. LBSA Waiver Request - FY25 Facilities Rental Fees

The Committee members in attendance supported sending the LBSA Waiver Request - FY25 Facilities Rental Fees to the June 27, 2024 Board of Education Agenda as a stand alone item.

b. Fiscal Year 2025 Preliminary Budget

Courtney presented the FY25 Preliminary Budget Assumptions explaining that the Tentative Budget will be presented at the July 18th Finance Committee meeting. She noted changes in current salaries and salaries for some recent hires have been Bachelor's level, not advanced degrees plus years of experience. Courtney discussed the Cook County portal changes explaining that she will evaluate if the District has received all tax revenues. She highlighted possible renovations at Todd Hall for summer 2025 and 2026. The Committee members present discussed proposed renovations of Todd Hall and their Fiscal implications. Courtney explained that the Administration will evaluate the future plans of Todd Hall in regards to STEM, classrooms, storage spaces and other District needs.

6. NEW BUSINESS

a. 2024-25 Collective Liability Insurance Cooperative (CLIC) Property/Casualty and Fiduciary Insurance Renewal

The Finance Committee members in attendance stated their support of the Administrative recommendation to the Board of Education to issue a payment to CLIC for Fiscal Year 2025 Property/Casualty and Fiduciary Liability insurance in the amount of \$113,349.

b. Lincoln Hall Audio Video Upgrade

The Finance Committee members in attendance stated their support of the Administrative recommendation to the Board of Education to approve this Agreement from Moonlight AV for the purchase and installation of equipment for the modernization of the Lincoln Hall Gymnasium and Fitness Center in the amount of \$63,302.51.

7. District Purchasing Update(s) - *Dr. David L. Russo, Dr. Dominick M. Lupo, Jordan Stephen*

a. Nearpod Renewal for 2024-2025

b. Heartland School Systems Renewal for 2024-2025

c. Neptune Navigate Digital Citizenship Curriculum for 2023-2024

8. District Finance Update - *Courtney Whited, Business Manager/CSBO*

a. Crossing Guards for the 2024-25 school year update

The Administration is working with Legal counsel on a single IGA.

b. Todd Hall Renovations Update

c. 2023-24 Kdg - Gr 8 Registration Fee Payments

Courtney explained that the past balances are being collected and the current registration fees are being paid when the families are registering.

d. 2023-24 PreK Tuition Fees

Collected 100% of 2023-24 tuition.

Courtney discussed that all business managers have been invited to join a Zoom meeting with the Niles Township School Treasurers' Office related to House Bill 305. More information related to the future governance of NTST will follow.

9. ADJOURNMENT.

The members in attendance stated their support to adjourn the Finance Committee meeting. The Finance Committee meeting was adjourned at 7:03 p.m.

The next Finance Committee meeting will be Thursday, July 18, 2024 at 6:30 p.m. The public is welcome.

---

Peter D. Theodore, Chair

---

Jay Oleniczak, Co-chair

# Lincolnwood School District 74

## Fund Balances

Fiscal Year: 2023-2024

Month: May  
Year: 2024  
Fund Type:

☐ Include Cash Balance  
☐ FY End Report

<u>Fund</u>	<u>Description</u>	<u>Beginning Balance</u>	<u>Revenue</u>	<u>Expense</u>	<u>Transfers</u>	<u>Fund Balance</u>
10	EDUCATIONAL	\$14,185,013.40	\$25,276,471.20	(\$19,605,756.51)	\$0.00	\$19,855,728.09
20	OPERATIONS & MAINTENANCE	\$4,215,122.81	\$2,219,751.93	(\$2,214,029.19)	(\$2,000,000.00)	\$2,220,845.55
30	DEBT SERVICE	\$805,374.06	\$1,832,209.19	(\$1,517,375.00)	\$0.00	\$1,120,208.25
40	TRANSPORTATION	\$1,742,536.99	\$1,503,474.93	(\$1,357,242.54)	\$0.00	\$1,888,769.38
50	MUNICIPAL RETIREMENT	\$0.00	\$0.00	\$0.00	\$0.00	\$0.00
51	IMRF	\$808,701.76	\$189,524.48	(\$173,065.37)	\$0.00	\$825,160.87
52	SOCIAL SECURITY AND MEDICARE	\$405,685.77	\$384,621.15	(\$326,036.53)	\$0.00	\$464,270.39
60	CAPITAL PROJECTS	\$4,594,191.64	\$974,218.97	(\$1,965,110.11)	\$2,000,000.00	\$5,603,300.50
70	WORKING CASH	\$586,340.43	\$10,162.85	\$0.00	\$0.00	\$596,503.28
80	TORT IMMUNITY	\$439,581.77	\$219,932.62	(\$8,655.00)	\$0.00	\$650,859.39
90	FIRE PREVENTION & SAFETY	\$2,946,220.34	\$324,997.15	(\$1,399,775.81)	\$0.00	\$1,871,441.68
99	LINCOLNWOOD SCHOOLS ACTIVITY FUN	\$0.00	\$0.00	\$0.00	\$0.00	\$0.00
Grand Total:		\$30,728,768.97	\$32,935,364.47	(\$28,567,046.06)	\$0.00	\$35,097,087.38

End of Report

# Lincolnwood School District 74

## Treasurers Report FUND- All Funds As of 05/31/2024

Fiscal Year: 2023-2024

### ASSETS

#### CASH & INVESTMENTS

Cash in Bank (+) \$34,497,172.75

Imprest Fund (+) \$13,136.82

Petty Cash (+) \$100.00

Sub-total : CASH & INVESTMENTS \$34,510,409.57

#### DUE FROM OTHER GOVERNMENTS

Inter-Governmental Loans (+) (\$467.03)

Sub-total : DUE FROM OTHER GOVERNMENTS (\$467.03)

Total : ASSETS \$34,509,942.54

### LIABILITIES

#### ACCOUNTS PAYABLE

Accounts Payable (+) \$61,290.18

Sub-total : ACCOUNTS PAYABLE \$61,290.18

#### OTHER CURRENT LIABILITIES

Other Liabilities (+) \$36,155.92

Payroll Liabilities (+) (\$684,590.94)

Sub-total : OTHER CURRENT LIABILITIES (\$648,435.02)

Total : LIABILITIES (\$587,144.84)

### FUND BALANCE

#### Unreserved Fund Balance

Fund Balance (+) \$30,728,768.97

Sub-total : Unreserved Fund Balance \$30,728,768.97

#### NET INCREASE (DECREASE)

NET INCREASE (DECREASE) (+) \$4,368,318.41

Sub-total : NET INCREASE (DECREASE) \$4,368,318.41

Total : FUND BALANCE \$35,097,087.38

Total LIABILITIES + FUND BALANCE \$34,509,942.54

End of Report

# Lincolnwood School District 74

## Treasurers Report FUND- All Funds For the Period 05/01/2024 through 05/31/2024

Fiscal Year: 2023-2024

	<u>05/01/2024 - 05/31/2024</u>	<u>Year To Date</u>	<u>Budget</u>	<u>Budget Balance</u>	
<b>REVENUE</b>					
<b>LOCAL SOURCES</b>					
Property Tax Receipts (+)	\$455,379.94	\$27,264,283.45	\$27,268,336.00	\$4,052.55	100.0%
Payments in Lieu of Taxes (+)	\$220,007.94	\$1,269,605.05	\$1,290,000.00	\$20,394.95	98.4%
Tuition Payments Received (+)	\$5,920.00	\$189,017.50	\$240,000.00	\$50,982.50	78.8%
Interest Revenue Received (+)	\$52,755.93	\$482,985.79	\$630,000.00	\$147,014.21	76.7%
Sales to Pupils & Adults (+)	\$20,489.01	\$210,807.19	\$200,000.00	(\$10,807.19)	105.4%
Activity Fees Received (+)	\$19,487.40	\$115,441.19	\$122,500.00	\$7,058.81	94.2%
Other Local Revenue (+)	\$76,921.90	\$310,850.86	\$295,222.00	(\$15,628.86)	105.3%
Rental Revenue (+)	\$20,122.00	\$103,630.60	\$98,000.00	(\$5,630.60)	105.7%
Sub-total : LOCAL SOURCES	\$871,084.12	\$29,946,621.63	\$30,144,058.00	\$197,436.37	99.3%
<b>STATE SOURCES</b>					
State Grants & Aid Received (+)	\$106,060.00	\$1,621,951.34	\$1,622,000.00	\$48.66	100.0%
Sub-total : STATE SOURCES	\$106,060.00	\$1,621,951.34	\$1,622,000.00	\$48.66	100.0%
<b>FEDERAL SOURCES</b>					
Federal Grants & Aid Received (+)	\$2,145.41	\$1,366,791.50	\$1,238,804.00	(\$127,987.50)	110.3%
Sub-total : FEDERAL SOURCES	\$2,145.41	\$1,366,791.50	\$1,238,804.00	(\$127,987.50)	110.3%
Total : REVENUE	\$979,289.53	\$32,935,364.47	\$33,004,862.00	\$69,497.53	99.8%
<b>EXPENDITURES</b>					
<b>REGULAR K-12 PROGRAMS</b>					
Salaries (-)	\$633,344.41	\$6,140,611.10	\$8,010,572.00	\$1,869,960.90	76.7%
Employee Benefits (-)	\$111,186.04	\$1,032,316.82	\$1,372,227.00	\$339,910.18	75.2%
Termination Benefits (-)	\$9,386.63	\$272,866.26	\$403,608.00	\$130,741.74	67.6%
Purchased Services (-)	\$21,099.35	\$130,592.08	\$220,600.00	\$90,007.92	59.2%
Supplies & Materials (-)	\$288,226.27	\$530,472.08	\$660,788.00	\$130,315.92	80.3%
Capital Expenditures (-)	\$5,692.16	\$193,188.60	\$258,600.00	\$65,411.40	74.7%
Other Objects (-)	(\$185.00)	\$554.35	\$1,200.00	\$645.65	46.2%
Non-Capitalized Equipment (-)	\$0.00	\$9,809.42	\$113,250.00	\$103,440.58	8.7%
Sub-total : REGULAR K-12 PROGRAMS	(\$1,068,749.86)	(\$8,310,410.71)	(\$11,040,845.00)	(\$2,730,434.29)	75.3%
<b>PRE-K PROGRAMS</b>					
Salaries (-)	\$19,633.27	\$197,462.37	\$278,422.00	\$80,959.63	70.9%
Employee Benefits (-)	\$6,933.61	\$65,876.61	\$72,205.00	\$6,328.39	91.2%
Supplies & Materials (-)	\$228.72	\$2,587.35	\$4,200.00	\$1,612.65	61.6%
Capital Expenditures (-)	\$0.00	\$1,837.70	\$1,850.00	\$12.30	99.3%
Non-Capitalized Equipment (-)	\$0.00	\$1,307.55	\$500.00	(\$807.55)	261.5%
Sub-total : PRE-K PROGRAMS	(\$26,795.60)	(\$269,071.58)	(\$357,177.00)	(\$88,105.42)	75.3%
<b>SPECIAL ED PROGRAMS K-12</b>					
Salaries (-)	\$106,183.51	\$1,053,229.59	\$1,350,598.00	\$297,368.41	78.0%
Employee Benefits (-)	\$28,990.59	\$264,603.82	\$363,836.00	\$99,232.18	72.7%
Purchased Services (-)	\$287.75	\$4,138.57	\$800.00	(\$3,338.57)	517.3%
Supplies & Materials (-)	\$355.23	\$940.27	\$3,500.00	\$2,559.73	26.9%
Capital Expenditures (-)	\$0.00	\$2,641.31	\$5,500.00	\$2,858.69	48.0%
Other Objects (-)	\$0.00	\$250.00	\$200.00	(\$50.00)	125.0%

Operating Statement with Budget

Printed: 07/08/2024 3:48:09 PM

Report: rptGLOperatingStatementwithBudget

2024.1.17

Page:

1



# Lincolnwood School District 74

## Treasurers Report FUND- All Funds For the Period 05/01/2024 through 05/31/2024

Fiscal Year: 2023-2024

	<u>05/01/2024 - 05/31/2024</u>	<u>Year To Date</u>	<u>Budget</u>	<u>Budget Balance</u>	
Non-Capital Equipment (-)	\$0.00	\$351.63	\$3,500.00	\$3,148.37	10.0%
Sub-total : SPECIAL ED PROGRAMS K-12	(\$135,817.08)	(\$1,326,155.19)	(\$1,727,934.00)	(\$401,778.81)	76.7%
REMEDIAL & SUPPLEMENTAL K-12					
Salaries (-)	\$47,059.06	\$468,475.19	\$606,768.00	\$138,292.81	77.2%
Employee Benefits (-)	\$9,141.31	\$81,601.45	\$98,830.00	\$17,228.55	82.6%
Purchased Services (-)	\$0.00	\$65,930.00	\$53,490.00	(\$12,440.00)	123.3%
Supplies & Materials (-)	\$27,103.25	\$27,778.85	\$9,965.00	(\$17,813.85)	278.8%
Sub-total : REMEDIAL & SUPPLEMENTAL K-12	(\$83,303.62)	(\$643,785.49)	(\$769,053.00)	(\$125,267.51)	83.7%
INTERSCHOLASTIC PROGRAMS					
Salaries (-)	\$2,812.26	\$81,832.04	\$100,000.00	\$18,167.96	81.8%
Employee Benefits (-)	\$249.59	\$4,334.11	\$4,300.00	(\$34.11)	100.8%
Supplies & Materials (-)	\$0.00	\$6,799.01	\$6,500.00	(\$299.01)	104.6%
Capital Expenditures (-)	\$0.00	\$0.00	\$1,500.00	\$1,500.00	0.0%
Other Objects (-)	\$0.00	\$3,675.00	\$3,500.00	(\$175.00)	105.0%
Sub-total : INTERSCHOLASTIC PROGRAMS	(\$3,061.85)	(\$96,640.16)	(\$115,800.00)	(\$19,159.84)	83.5%
SUMMER SCHOOL PROGRAMS					
Salaries (-)	\$0.00	\$37,467.38	\$71,000.00	\$33,532.62	52.8%
Employee Benefits (-)	\$0.00	\$1,654.88	\$3,545.00	\$1,890.12	46.7%
Supplies & Materials (-)	\$0.00	\$777.94	\$2,500.00	\$1,722.06	31.1%
Sub-total : SUMMER SCHOOL PROGRAMS	\$0.00	(\$39,900.20)	(\$77,045.00)	(\$37,144.80)	51.8%
GIFTED PROGRAMS					
Salaries (-)	\$37,917.56	\$385,946.32	\$502,478.00	\$116,531.68	76.8%
Employee Benefits (-)	\$9,130.98	\$77,595.39	\$93,752.00	\$16,156.61	82.8%
Supplies & Materials (-)	\$596.85	\$3,260.00	\$3,950.00	\$690.00	82.5%
Sub-total : GIFTED PROGRAMS	(\$47,645.39)	(\$466,801.71)	(\$600,180.00)	(\$133,378.29)	77.8%
BILINGUAL PROGRAMS					
Salaries (-)	\$54,749.99	\$537,921.66	\$689,408.00	\$151,486.34	78.0%
Employee Benefits (-)	\$9,144.60	\$82,644.10	\$110,064.00	\$27,419.90	75.1%
Purchased Services (-)	\$1,402.80	\$1,796.83	\$3,200.00	\$1,403.17	56.2%
Supplies & Materials (-)	\$170.12	\$3,340.11	\$10,000.00	\$6,659.89	33.4%
Sub-total : BILINGUAL PROGRAMS	(\$65,467.51)	(\$625,702.70)	(\$812,672.00)	(\$186,969.30)	77.0%
ATTENDANCE & SOCIAL WORK					
Salaries (-)	\$31,857.20	\$318,572.00	\$414,143.00	\$95,571.00	76.9%
Employee Benefits (-)	\$3,870.75	\$35,793.15	\$47,683.00	\$11,889.85	75.1%
Purchased Services (-)	\$268.00	\$268.00	\$300.00	\$32.00	89.3%
Supplies & Materials (-)	\$283.08	\$1,428.12	\$2,000.00	\$571.88	71.4%
Sub-total : ATTENDANCE & SOCIAL WORK	(\$36,279.03)	(\$356,061.27)	(\$464,126.00)	(\$108,064.73)	76.7%
HEALTH SERVICES					
Salaries (-)	\$12,343.45	\$135,799.79	\$173,000.00	\$37,200.21	78.5%
Employee Benefits (-)	\$3,492.75	\$32,446.55	\$60,611.00	\$28,164.45	53.5%

Operating Statement with Budget

# Lincolnwood School District 74

## Treasurers Report FUND- All Funds For the Period 05/01/2024 through 05/31/2024

Fiscal Year: 2023-2024

	<u>05/01/2024 - 05/31/2024</u>	<u>Year To Date</u>	<u>Budget</u>	<u>Budget Balance</u>	
Purchased Services (-)	\$10,219.50	\$86,696.75	\$80,500.00	(\$6,196.75)	107.7%
Supplies & Materials (-)	\$435.37	\$11,195.46	\$5,400.00	(\$5,795.46)	207.3%
Capital Expenditures (-)	\$0.00	\$0.00	\$3,000.00	\$3,000.00	0.0%
Other Objects (-)	\$163.60	\$643.60	\$750.00	\$106.40	85.8%
Non-Capital Equipment (-)	\$0.00	\$74.24	\$1,500.00	\$1,425.76	4.9%
Sub-total : HEALTH SERVICES	(\$26,654.67)	(\$266,856.39)	(\$324,761.00)	(\$57,904.61)	82.2%
PSYCHOLOGICAL SERVICES					
Salaries (-)	\$14,267.54	\$142,675.40	\$185,478.00	\$42,802.60	76.9%
Employee Benefits (-)	\$3,241.74	\$29,602.65	\$39,511.00	\$9,908.35	74.9%
Purchased Services (-)	\$35.00	\$1,122.80	\$2,300.00	\$1,177.20	48.8%
Supplies & Materials (-)	\$138.29	\$293.41	\$1,400.00	\$1,106.59	21.0%
Sub-total : PSYCHOLOGICAL SERVICES	(\$17,682.57)	(\$173,694.26)	(\$228,689.00)	(\$54,994.74)	76.0%
SPEECH PATHOLOGY & AUDIOLOGY					
Salaries (-)	\$19,347.98	\$197,061.85	\$284,658.00	\$87,596.15	69.2%
Employee Benefits (-)	\$3,432.16	\$31,566.83	\$42,774.00	\$11,207.17	73.8%
Purchased Services (-)	\$5,600.00	\$38,733.10	\$2,000.00	(\$36,733.10)	1936.7%
Supplies & Materials (-)	\$151.41	\$597.15	\$1,450.00	\$852.85	41.2%
Sub-total : SPEECH PATHOLOGY & AUDIOLOGY	(\$28,531.55)	(\$267,958.93)	(\$330,882.00)	(\$62,923.07)	81.0%
OTHER SUPPORT SERVICES - PUPILS					
Salaries (-)	\$9,879.23	\$89,416.36	\$86,000.00	(\$3,416.36)	104.0%
Employee Benefits (-)	\$683.69	\$5,683.29	\$5,870.00	\$186.71	96.8%
Sub-total : OTHER SUPPORT SERVICES - PUPILS	(\$10,562.92)	(\$95,099.65)	(\$91,870.00)	\$3,229.65	103.5%
IMPROVEMENT OF INSTRUCTION					
Salaries (-)	\$27,730.04	\$340,935.82	\$377,126.00	\$36,190.18	90.4%
Employee Benefits (-)	\$4,670.78	\$54,967.40	\$62,781.00	\$7,813.60	87.6%
Purchased Services (-)	\$22,570.04	\$67,803.66	\$67,785.00	(\$18.66)	100.0%
Supplies & Materials (-)	\$0.00	\$14,178.85	\$2,000.00	(\$12,178.85)	708.9%
Other Objects (-)	\$0.00	\$0.00	\$4,425.00	\$4,425.00	0.0%
Sub-total : IMPROVEMENT OF INSTRUCTION	(\$54,970.86)	(\$477,885.73)	(\$514,117.00)	(\$36,231.27)	93.0%
EDUCATIONAL MEDIA					
Salaries (-)	\$21,103.47	\$216,054.05	\$283,667.00	\$67,612.95	76.2%
Employee Benefits (-)	\$2,676.84	\$24,858.22	\$33,184.00	\$8,325.78	74.9%
Supplies & Materials (-)	\$775.71	\$21,620.48	\$19,000.00	(\$2,620.48)	113.8%
Non-Capital Equipment (-)	\$0.00	\$0.00	\$500.00	\$500.00	0.0%
Sub-total : EDUCATIONAL MEDIA	(\$24,556.02)	(\$262,532.75)	(\$336,351.00)	(\$73,818.25)	78.1%
ASSESSMENT & TESTING					
Purchased Services (-)	\$0.00	\$45,492.30	\$45,493.00	\$0.70	100.0%
Supplies & Materials (-)	\$0.00	\$0.00	\$100.00	\$100.00	0.0%
Sub-total : ASSESSMENT & TESTING	\$0.00	(\$45,492.30)	(\$45,593.00)	(\$100.70)	99.8%
ADMIN SERVICES - BOARD OF ED					

Operating Statement with Budget

# Lincolnwood School District 74

## Treasurers Report FUND- All Funds For the Period 05/01/2024 through 05/31/2024

Fiscal Year: 2023-2024

	<u>05/01/2024 - 05/31/2024</u>	<u>Year To Date</u>	<u>Budget</u>	<u>Budget Balance</u>	
Employee Benefits (-)	\$0.00	\$9,571.23	\$3,550.00	(\$6,021.23)	269.6%
Purchased Services (-)	\$33,369.33	\$186,992.23	\$230,000.00	\$43,007.77	81.3%
Supplies & Materials (-)	\$1,242.10	\$2,591.06	\$2,500.00	(\$91.06)	103.6%
Other Objects (-)	\$7,500.00	\$7,970.00	\$16,000.00	\$8,030.00	49.8%
Sub-total : ADMIN SERVICES - BOARD OF ED	(\$42,111.43)	(\$207,124.52)	(\$252,050.00)	(\$44,925.48)	82.2%
<b>SUPERINTENDENT</b>					
Salaries (-)	\$19,949.28	\$240,380.37	\$270,330.00	\$29,949.63	88.9%
Employee Benefits (-)	\$3,706.09	\$51,814.60	\$57,282.00	\$5,467.40	90.5%
Purchased Services (-)	\$262.15	\$3,809.24	\$7,500.00	\$3,690.76	50.8%
Supplies & Materials (-)	\$138.72	\$957.04	\$2,300.00	\$1,342.96	41.6%
Other Objects (-)	\$32.99	\$513.95	\$3,500.00	\$2,986.05	14.7%
Sub-total : SUPERINTENDENT	(\$24,089.23)	(\$297,475.20)	(\$340,912.00)	(\$43,436.80)	87.3%
<b>ADMIN SERVICES - SPECIAL ED</b>					
Salaries (-)	\$11,761.98	\$141,143.76	\$153,103.00	\$11,959.24	92.2%
Employee Benefits (-)	\$3,778.69	\$42,172.85	\$46,285.00	\$4,112.15	91.1%
Other Objects (-)	\$0.00	\$0.00	\$750.00	\$750.00	0.0%
Sub-total : ADMIN SERVICES - SPECIAL ED	(\$15,540.67)	(\$183,316.61)	(\$200,138.00)	(\$16,821.39)	91.6%
<b>WORKERS COMPENSATION INSURANCE</b>					
Purchased Services (-)	\$0.00	\$8,655.00	\$75,800.00	\$67,145.00	11.4%
Sub-total : WORKERS COMPENSATION INSURANCE	\$0.00	(\$8,655.00)	(\$75,800.00)	(\$67,145.00)	11.4%
<b>PROPERTY INSURANCE</b>					
Purchased Services (-)	\$0.00	\$0.00	\$120,000.00	\$120,000.00	0.0%
Sub-total : PROPERTY INSURANCE	\$0.00	\$0.00	(\$120,000.00)	(\$120,000.00)	0.0%
<b>PRINCIPAL</b>					
Salaries (-)	\$50,778.39	\$649,182.22	\$710,378.00	\$61,195.78	91.4%
Employee Benefits (-)	\$15,489.74	\$195,566.09	\$235,906.00	\$40,339.91	82.9%
Purchased Services (-)	\$303.56	\$3,551.53	\$5,050.00	\$1,498.47	70.3%
Supplies & Materials (-)	\$214.65	\$1,364.72	\$4,000.00	\$2,635.28	34.1%
Capital Expenditures (-)	\$0.00	\$0.00	\$1,000.00	\$1,000.00	0.0%
Other Objects (-)	\$0.00	\$2,054.99	\$2,400.00	\$345.01	85.6%
Sub-total : PRINCIPAL	(\$66,786.34)	(\$851,719.55)	(\$958,734.00)	(\$107,014.45)	88.8%
<b>OPERATION OF BUSINESS SERVICES</b>					
Salaries (-)	\$15,215.56	\$182,586.72	\$197,803.00	\$15,216.28	92.3%
Employee Benefits (-)	\$2,757.57	\$30,926.03	\$33,823.00	\$2,896.97	91.4%
Other Objects (-)	\$150.00	\$1,603.79	\$1,300.00	(\$303.79)	123.4%
Sub-total : OPERATION OF BUSINESS SERVICES	(\$18,123.13)	(\$215,116.54)	(\$232,926.00)	(\$17,809.46)	92.4%
<b>FISCAL SERVICES</b>					
Salaries (-)	\$18,713.88	\$224,629.91	\$243,583.00	\$18,953.09	92.2%
Employee Benefits (-)	\$8,210.62	\$92,879.56	\$101,468.00	\$8,588.44	91.5%
Purchased Services (-)	\$100,400.75	\$103,528.75	\$108,600.00	\$5,071.25	95.3%

Operating Statement with Budget

# Lincolnwood School District 74

## Treasurers Report FUND- All Funds For the Period 05/01/2024 through 05/31/2024

Fiscal Year: 2023-2024

	<u>05/01/2024 - 05/31/2024</u>	<u>Year To Date</u>	<u>Budget</u>	<u>Budget Balance</u>	
Supplies & Materials (-)	\$143.62	\$3,666.55	\$5,500.00	\$1,833.45	66.7%
Other Objects (-)	\$3,270.30	\$24,270.29	\$29,900.00	\$5,629.71	81.2%
Sub-total : FISCAL SERVICES	(\$130,739.17)	(\$448,975.06)	(\$489,051.00)	(\$40,075.94)	91.8%
FACILITY ACQUISITION & CONSTRUCTION					
Purchased Services (-)	\$7,503.61	\$446,400.10	\$315,504.00	(\$130,896.10)	141.5%
Capital Expenditures (-)	\$0.00	\$1,553,080.91	\$1,689,139.00	\$136,058.09	91.9%
Sub-total : FACILITY ACQUISITION & CONSTRUCTION	(\$7,503.61)	(\$1,999,481.01)	(\$2,004,643.00)	(\$5,161.99)	99.7%
OPERATION & MAINTENANCE OF PLANT					
Salaries (-)	\$42,187.53	\$530,676.43	\$542,404.00	\$11,727.57	97.8%
Employee Benefits (-)	\$13,361.97	\$154,514.01	\$175,110.00	\$20,595.99	88.2%
Purchased Services (-)	\$69,682.53	\$1,040,413.76	\$1,011,473.00	(\$28,940.76)	102.9%
Supplies & Materials (-)	\$16,973.46	\$480,538.07	\$408,966.00	(\$71,572.07)	117.5%
Capital Expenditures (-)	\$6,870.00	\$1,450,065.70	\$1,588,362.00	\$138,296.30	91.3%
Other Objects (-)	\$0.00	\$757.00	\$1,000.00	\$243.00	75.7%
Non-Capitalized Equipment (-)	\$0.00	\$221.95	\$6,500.00	\$6,278.05	3.4%
Sub-total : OPERATION & MAINTENANCE OF PLANT	(\$149,075.49)	(\$3,657,186.92)	(\$3,733,815.00)	(\$76,628.08)	97.9%
PUPIL TRANSPORTATION					
Purchased Services (-)	\$142,201.78	\$1,357,242.54	\$1,451,000.00	\$93,757.46	93.5%
Sub-total : PUPIL TRANSPORTATION	(\$142,201.78)	(\$1,357,242.54)	(\$1,451,000.00)	(\$93,757.46)	93.5%
FOOD SERVICES					
Salaries (-)	\$24,729.91	\$240,666.65	\$259,800.00	\$19,133.35	92.6%
Employee Benefits (-)	\$9,839.41	\$99,385.11	\$134,163.00	\$34,777.89	74.1%
Purchased Services (-)	\$69.00	\$498.58	\$17,000.00	\$16,501.42	2.9%
Supplies & Materials (-)	\$32,165.64	\$291,973.66	\$262,500.00	(\$29,473.66)	111.2%
Capital Expenditures (-)	\$0.00	\$0.00	\$8,000.00	\$8,000.00	0.0%
Other Objects (-)	\$99.00	\$1,095.00	\$800.00	(\$295.00)	136.9%
Non-Capitalized Equipment (-)	\$0.00	\$1,977.53	\$4,000.00	\$2,022.47	49.4%
Termination Benefits (-)	\$0.00	\$37,276.18	\$32,000.00	(\$5,276.18)	116.5%
Sub-total : FOOD SERVICES	(\$66,902.96)	(\$672,872.71)	(\$718,263.00)	(\$45,390.29)	93.7%
INTERNAL SERVICES					
Purchased Services (-)	\$2,471.45	\$21,207.96	\$24,500.00	\$3,292.04	86.6%
Supplies & Materials (-)	\$0.00	\$1,360.69	\$1,500.00	\$139.31	90.7%
Sub-total : INTERNAL SERVICES	(\$2,471.45)	(\$22,568.65)	(\$26,000.00)	(\$3,431.35)	86.8%
INFORMATION SERVICES					
Salaries (-)	\$6,041.08	\$72,492.96	\$78,534.00	\$6,041.04	92.3%
Employee Benefits (-)	\$3,819.12	\$42,890.50	\$47,297.00	\$4,406.50	90.7%
Purchased Services (-)	\$4,704.92	\$15,281.96	\$30,500.00	\$15,218.04	50.1%
Supplies & Materials (-)	\$0.00	\$10,106.67	\$8,000.00	(\$2,106.67)	126.3%
Capital Expenditures (-)	\$0.00	\$513.54	\$0.00	(\$513.54)	0.0%
Other Objects (-)	\$170.00	\$840.00	\$500.00	(\$340.00)	168.0%

Operating Statement with Budget

Printed: 07/08/2024 3:48:09 PM

Report: rptGLOperatingStatementwithBudget

2024.1.17

Page:

5

# Lincolnwood School District 74

## Treasurers Report FUND- All Funds For the Period 05/01/2024 through 05/31/2024

Fiscal Year: 2023-2024

	<u>05/01/2024 - 05/31/2024</u>	<u>Year To Date</u>	<u>Budget</u>	<u>Budget Balance</u>	
Sub-total : INFORMATION SERVICES	(\$14,735.12)	(\$142,125.63)	(\$164,831.00)	(\$22,705.37)	86.2%
OTHER SUPPORT SERVICES - ADMIN					
Salaries (-)	\$43,768.46	\$513,675.35	\$554,265.00	\$40,589.65	92.7%
Employee Benefits (-)	\$12,392.55	\$153,777.58	\$170,323.00	\$16,545.42	90.3%
Purchased Services (-)	\$0.00	\$0.00	\$500.00	\$500.00	0.0%
Supplies & Materials (-)	\$0.00	\$0.00	\$200.00	\$200.00	0.0%
Other Objects (-)	\$0.00	\$0.00	\$500.00	\$500.00	0.0%
Sub-total : OTHER SUPPORT SERVICES - ADMIN	(\$56,161.01)	(\$667,452.93)	(\$725,788.00)	(\$58,335.07)	92.0%
COMMUNITY SERVICES					
Purchased Services (-)	\$0.00	\$0.00	\$1,000.00	\$1,000.00	0.0%
Supplies & Materials (-)	\$0.00	\$2,882.10	\$830.00	(\$2,052.10)	347.2%
Sub-total : COMMUNITY SERVICES	\$0.00	(\$2,882.10)	(\$1,830.00)	\$1,052.10	157.5%
PAYMENTS TO OTHER LEAs					
Purchased Services (-)	\$0.00	\$211,578.40	\$164,676.00	(\$46,902.40)	128.5%
Other Objects (-)	\$40,713.50	\$2,379,848.67	\$2,557,723.00	\$177,874.33	93.0%
Sub-total : PAYMENTS TO OTHER LEAs	(\$40,713.50)	(\$2,591,427.07)	(\$2,722,399.00)	(\$130,971.93)	95.2%
DEBT SERVICE - INTEREST					
Interest on Bonds Outstanding (-)	\$0.00	\$310,375.00	\$600,725.00	\$290,350.00	51.7%
Sub-total : DEBT SERVICE - INTEREST	\$0.00	(\$310,375.00)	(\$600,725.00)	(\$290,350.00)	51.7%
DEBT SERVICE - PRINCIPAL					
Principal Payments on Bonds Outstanding (-)	\$0.00	\$1,205,000.00	\$1,205,000.00	\$0.00	100.0%
Sub-total : DEBT SERVICE - PRINCIPAL	\$0.00	(\$1,205,000.00)	(\$1,205,000.00)	\$0.00	100.0%
DEBT SERVICE - OTHER					
Debt Service Fees (-)	\$0.00	\$2,000.00	\$0.00	(\$2,000.00)	0.0%
Sub-total : DEBT SERVICE - OTHER	\$0.00	(\$2,000.00)	\$0.00	\$2,000.00	0.0%
Total : EXPENDITURES	(\$2,407,233.42)	(\$28,567,046.06)	(\$33,861,000.00)	(\$5,293,953.94)	84.4%
OTHER FINANCING SOURCES & USES					
TRANSFERS FROM OTHER FUNDS					
Transfers Received (+)	\$0.00	\$2,000,000.00	\$0.00	(\$2,000,000.00)	0.0%
Sub-total : TRANSFERS FROM OTHER FUNDS	\$0.00	\$2,000,000.00	\$0.00	(\$2,000,000.00)	0.0%
TRANSFERS TO OTHER FUNDS					
Transfers Sent (-)	\$0.00	\$2,000,000.00	\$0.00	(\$2,000,000.00)	0.0%
Sub-total : TRANSFERS TO OTHER FUNDS	\$0.00	(\$2,000,000.00)	\$0.00	\$2,000,000.00	0.0%
Total : OTHER FINANCING SOURCES & USES	\$0.00	\$0.00	\$0.00	\$0.00	0.0%

Operating Statement with Budget

Printed: 07/08/2024 3:48:09 PM

Report: rptGLOperatingStatementwithBudget

2024.1.17

Page:

6


# Lincolnwood School District 74

## Treasurers Report FUND- All Funds For the Period 05/01/2024 through 05/31/2024

Fiscal Year: 2023-2024

	<u>05/01/2024 - 05/31/2024</u>	<u>Year To Date</u>	<u>Budget</u>	<u>Budget Balance</u>	
NET INCREASE (DECREASE)	(\$1,427,943.89)	\$4,368,318.41	(\$856,138.00)	(\$5,224,456.41)	510.2%

End of Report



## Executive Summary Finance Committee Meeting

DATE: July 18, 2024

TOPIC: SD74 Debt Review with Tammie Beckwith Schallmo, PMA Financial Network, LLC

*Senior Vice President, Managing Director*

PREPARED BY: Courtney Whited

### **Recommended for:**

- ☐ Action
- ☒ Discussion
- ☒ Information

### **Purpose/Background:**

The District's 2015 Series Bond principal and interest payments will conclude soon. There is an opportunity to consider a new bond during Fiscal Year 2025 so that SD74 will be well-positioned to initiate work on Todd Hall's infrastructure and renovations since discussions on the topic have been taking place during recent Facilities Committee meetings. Tammie Beckwith Schallmo, Senior VP and Managing Director of PMA Financial Network, LLC ,will present information related to SD74's existing debt service on bonds and its future capacity.

### **Fiscal Impact:**

None

### **Recommendation:**

This summary is for informational purposes.

The Administration requests direction from the Finance Committee on next steps.



**PMA**<sup>®</sup> **40**<sup>th</sup>  
ANNIVERSARY  
CELEBRATING 40 YEARS OF SERVING OUR CLIENTS



## Debt Discussion

**Tammie Beckwith Schallmo**

Senior Vice President, Managing Director  
PMA Securities, LLC

**Jasen Pinkerton**

Assistant Vice President, Quantitative Analyst  
PMA Securities, LLC





# Debt Capacity

Levy Year	2023	2024	2025	2026	2027
Collection Year	2024	2025	2026	2027	2028
Fiscal Year Ending 6/30	2025	2026	2027	2028	2029
Direct Debt, Beginning of Period (1)	\$ 16,715,000	\$ 15,565,000	\$ 14,700,000	\$ 13,805,000	\$ 12,875,000
Principal Paydown, Series 2015 (2)	(840,000)	(865,000)	-	-	-
Principal Paydown, Series 2016 (2)	-	-	(895,000)	(930,000)	(965,000)
Principal Paydown, Series 2018 (2)	-	-	-	-	-
Principal Paydown, Series 2021 (2)	(310,000)	-	-	-	-
Direct Debt, End of Period (1)	<u>\$ 15,565,000</u>	<u>\$ 14,700,000</u>	<u>\$ 13,805,000</u>	<u>\$ 12,875,000</u>	<u>\$ 11,910,000</u>
Equalized Assessed Valuation	\$ 826,091,837	\$ 826,091,837	\$ 826,091,837	\$ 826,091,837	\$ 826,091,837
Assumed EAV Increase		0.00%	0.00%	0.00%	0.00%
Statutory Debt Limit @ 6.90%	\$ 57,000,337	\$ 57,000,337	\$ 57,000,337	\$ 57,000,337	\$ 57,000,337
Direct Debt, End of Period as % of EAV	1.88%	1.78%	1.67%	1.56%	1.44%
Statutory Debt Margin at End of Period (1)	<u>\$ 41,435,337</u>	<u>\$ 42,300,337</u>	<u>\$ 43,195,337</u>	<u>\$ 44,125,337</u>	<u>\$ 45,090,337</u>

(1) Assumes that the principal due in the current year is paid or that the funds are set aside for payment. Does not include leases.

(2) Principal paid on December 1 of the fiscal year.



# Existing Principal on Bonds

				\$5,910,000	\$6,365,000			
		\$8,505,000 GO	\$4,235,000 GO	GO Limited	GO Limited			
		Limited School	Limited School	Tax School	Tax School			
Lewy	Fiscal	Bonds, Series	Bonds, Series	Bonds, Series	Bonds, Series	Ending Principal		Cumulative
Year	Year	2015	2016	2018	2021	Total	Balance	Principal
								Retirement as
								Percent of Total
2023	2025	\$ 840,000	\$ -	\$ -	\$ 310,000	\$ 1,150,000	\$ 15,565,000	6.88%
2024	2026	865,000	-	-	-	865,000	14,700,000	12.06%
2025	2027	-	895,000	-	-	895,000	13,805,000	17.41%
2026	2028	-	930,000	-	-	930,000	12,875,000	22.97%
2027	2029	-	965,000	-	-	965,000	11,910,000	28.75%
2028	2030	-	1,005,000	-	-	1,005,000	10,905,000	34.76%
2029	2031	-	410,000	670,000	-	1,080,000	9,825,000	41.22%
2030	2032	-	-	695,000	295,000	990,000	8,835,000	47.14%
2031	2033	-	-	725,000	360,000	1,085,000	7,750,000	53.63%
2032	2034	-	-	750,000	370,000	1,120,000	6,630,000	60.34%
2033	2035	-	-	785,000	380,000	1,165,000	5,465,000	67.30%
2034	2036	-	-	815,000	395,000	1,210,000	4,255,000	74.54%
2035	2037	-	-	-	1,245,000	1,245,000	3,010,000	81.99%
2036	2038	-	-	-	1,280,000	1,280,000	1,730,000	89.65%
2037	2039	-	-	-	1,320,000	1,320,000	410,000	97.55%
2038	2040	-	-	-	410,000	410,000	-	100.00%
Total:		\$ 1,705,000	\$ 4,205,000	\$ 4,440,000	\$ 6,365,000	\$ 16,715,000		

Purpose:	Working Cash	Working Cash	Working Cash & Life Safety	Working Cash
Callable:	Noncallable	12/01/24	12/01/27	12/01/30



## The Series 2016 Bonds

- ▶ The Series 2016 Limited Tax Bonds are callable on and after December 1, 2024 at par
  - ▶ \$4,205,000 of callable principal
  - ▶ Average rate of 3.85%
- ▶ Proceeds were used for capital projects
- ▶ Under federal tax law, the Bonds may be refunded at any time on a taxable basis
  - ▶ They may not be refunded on a tax-exempt current basis any sooner than early September of 2024 (closing)



## Non-Referendum GO Bonds

- ▶ Since the District is subject to the “tax cap”, the annual debt service (principal and interest) payments on non-referendum GO bonds are limited by the District’s Debt Service Extension Base (DSEB)
- ▶ Original DSEB was determined in tax year 1994 and was equal to the amount of non-referendum debt service levied for that year
- ▶ Public Act 96-0501, enacted in 2009, increases a district’s DSEB annually by the Consumer Price Index (CPI)
  - ▶ Original DSEB: \$1,395,552
  - ▶ DSEB as of levy year 2024: **\$1,974,100**

28



## Non-Referendum GO Bonds

- ▶ The following types of non-referendum GO bonds are subject to the District's DSEB:
  - ▶ Working Cash (for capital projects or operating capital)
    - ▶ If for capital, funds are abated (permanent transfer) to the O&M fund and then transferred to the capital projects fund
    - ▶ Maximum principal limited by a separate working cash formula
  - ▶ Funding (pays off a claim or liability like a land contract)
  - ▶ Tort
- ▶ All of these require a Bond Issue Notification Act (BINA) hearing
- ▶ Working Cash Bonds and Funding Bonds also require a back door referendum which is a 30-day petition process (10% of registered voters)

# Existing Debt Service on Bonds

## Non-Referendum Debt Service

Non Referendum Debt Service Extension														5.0% County		Growth	B&I Tax
Levy	Fiscal	\$8,505,000 GO Limited School Bonds, Series	\$4,235,000 GO Limited School Bonds, Series 2016	\$5,910,000 GO Limited Tax School Bonds, Series 2018	\$6,365,000 GO Limited Tax School Bonds, Series 2021	District Contribution of Funds on Hand	Total	Base Created W/1994 Levy (1)	Remaining Margin	Loss/Cost Debt Service	EAV	Rate	Rate				
Year	Year	2015	Series 2016	Series 2018	Series 2021												
2021	2023	\$ 889,300	\$ 164,100	\$ 583,200	\$ 187,850	\$ (92,760)	\$ 1,731,690	\$ 1,731,690	\$ —	\$ 1,818,274	\$ 689,622,446	-6.55%	0.2637				
2022	2024	890,600	164,100	583,200	187,850	(94,060)	1,731,690	1,818,274	86,584	1,818,274	804,228,126	16.62%	0.2261				
2023	2025	891,150	164,100	177,600	497,850	-	1,730,700	1,909,188	178,488	1,817,235	826,091,837	2.72%	0.2200				
2024	2026	890,950	164,100	177,600	181,650	-	1,414,300	1,974,100	559,800	1,485,015	826,091,837	0.00%	0.1798				
2025	2027	-	1,059,100	177,600	181,650	-	1,418,350	1,974,100	555,750	1,489,268	826,091,837	0.00%	0.1803				
2026	2028	-	1,058,300	177,600	181,650	-	1,417,550	1,974,100	556,550	1,488,428	826,091,837	0.00%	0.1802				
2027	2029	-	1,056,100	177,600	181,650	-	1,415,350	1,974,100	558,750	1,486,118	826,091,837	0.00%	0.1799				
2028	2030	-	1,057,500	177,600	181,650	-	1,416,750	1,974,100	557,350	1,487,588	826,091,837	0.00%	0.1801				
2029	2031	-	422,300	847,600	181,650	-	1,451,550	1,974,100	522,550	1,524,128	826,091,837	0.00%	0.1845				
2030	2032	-	-	845,800	476,650	-	1,322,450	1,974,100	651,650	1,388,573	826,091,837	0.00%	0.1681				
2031	2033	-	-	848,000	532,800	-	1,380,800	1,974,100	593,300	1,449,840	826,091,837	0.00%	0.1755				
2032	2034	-	-	844,000	532,000	-	1,376,000	1,974,100	598,100	1,444,800	826,091,837	0.00%	0.1749				
2033	2035	-	-	849,000	530,900	-	1,379,900	1,974,100	594,200	1,448,895	826,091,837	0.00%	0.1754				
2034	2036	-	-	847,600	534,500	-	1,382,100	1,974,100	592,000	1,451,205	826,091,837	0.00%	0.1757				
2035	2037	-	-	-	1,372,650	-	1,372,650	1,974,100	601,450	1,441,283	826,091,837	0.00%	0.1745				
2036	2038	-	-	-	1,370,300	-	1,370,300	1,974,100	603,800	1,438,815	826,091,837	0.00%	0.1742				
2037	2039	-	-	-	1,371,900	-	1,371,900	1,974,100	602,200	1,440,495	826,091,837	0.00%	0.1744				
2038	2040	-	-	-	422,300	-	422,300	1,974,100	1,551,800	443,415	826,091,837	0.00%	0.0537				
2039	2041	-	-	-	-	-	-	1,974,100	1,974,100	-	826,091,837	0.00%	0.0000				
2040	2042	-	-	-	-	-	-	1,974,100	1,974,100	-	826,091,837	0.00%	0.0000				
2041	2043	-	-	-	-	-	-	1,974,100	1,974,100	-	826,091,837	0.00%	0.0000				
2042	2044	-	-	-	-	-	-	1,974,100	1,974,100	-	826,091,837	0.00%	0.0000				
2043	2045	-	-	-	-	-	-	1,974,100	1,974,100	-	826,091,837	0.00%	0.0000				
Total DS From Current FY:		\$ 1,782,100	\$ 4,981,500	\$ 6,147,600	\$ 8,731,750	\$ -	\$ 21,642,950			\$ 22,725,098							

(1) Pursuant to Public Act 96-0501, the District's DSEB will increase by the lesser of CPI or 5% each year starting with levy year 2009.

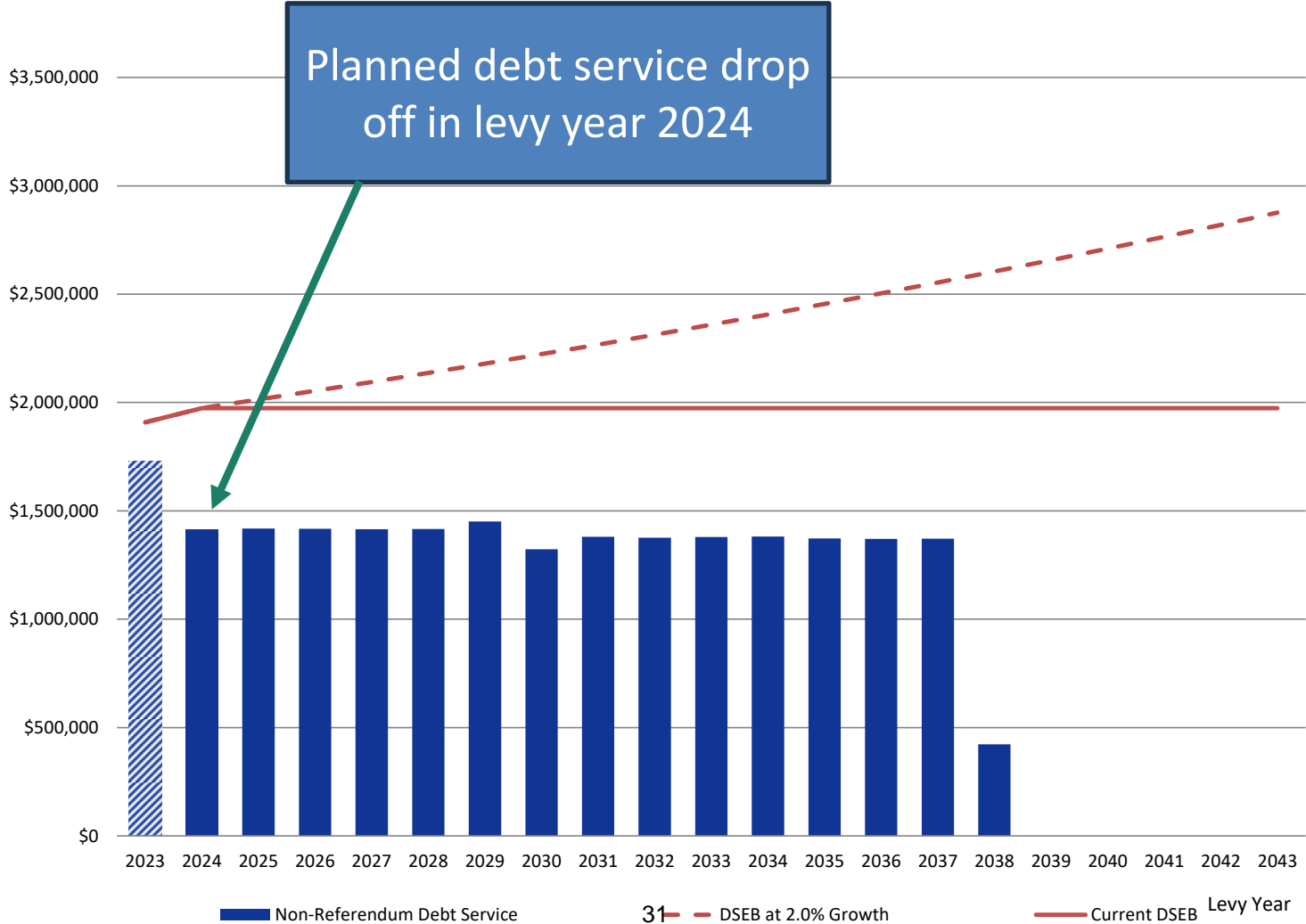
The applicable CPI increase has been applied to levy years 2009-2024, and assumed to be 0% per year thereafter.

**If the District issues non-referendum bonds with debt service structured assuming a growing DSEB, it will need to pass resolutions, perhaps annually, to capture the additional DSEB levy available from CPI growth.**

**If the CPI growth is less than estimated on average, the District will have to pay debt service in excess of the DSEB from funds on hand.**

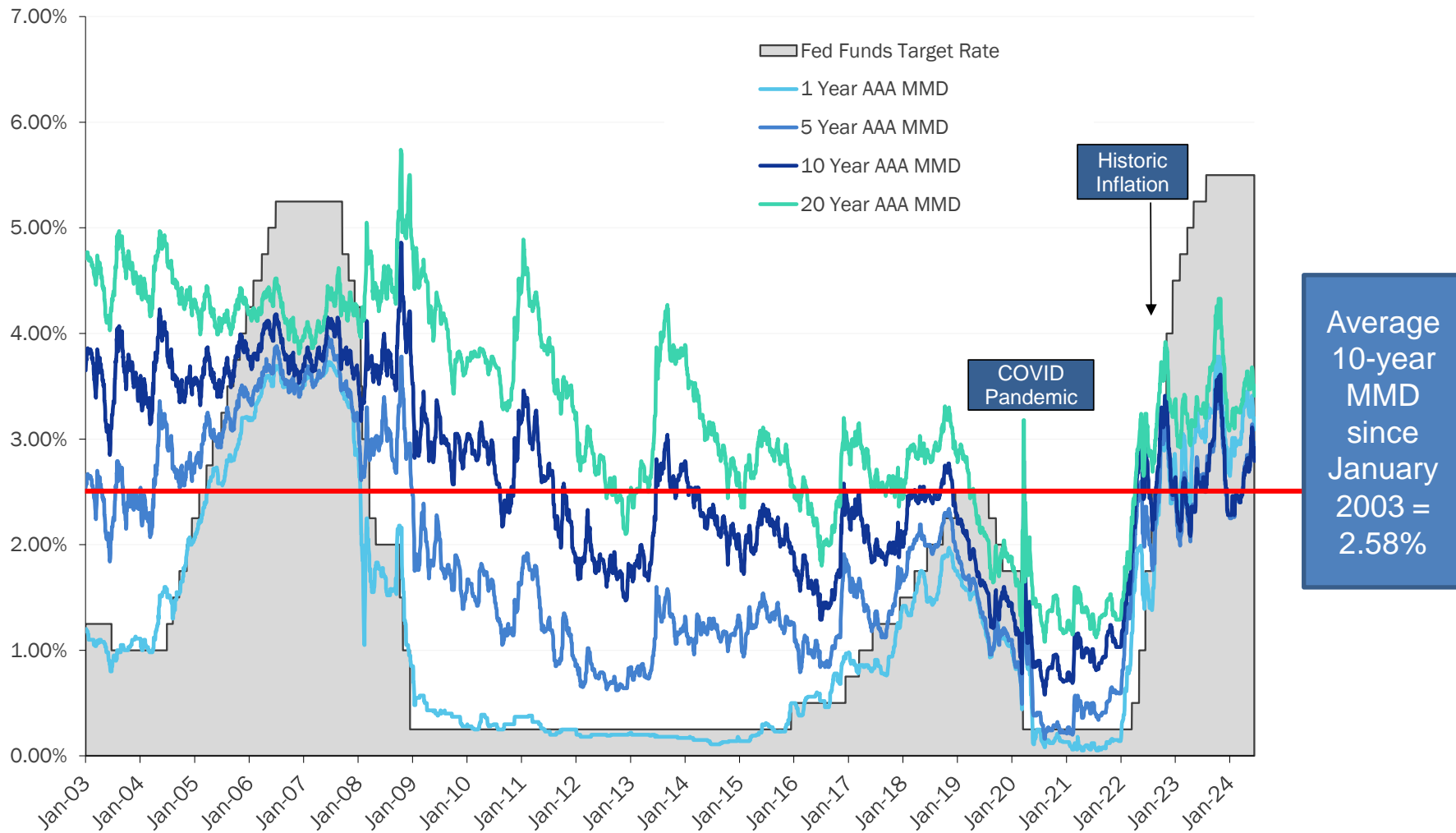


# Existing Debt Service on Bonds





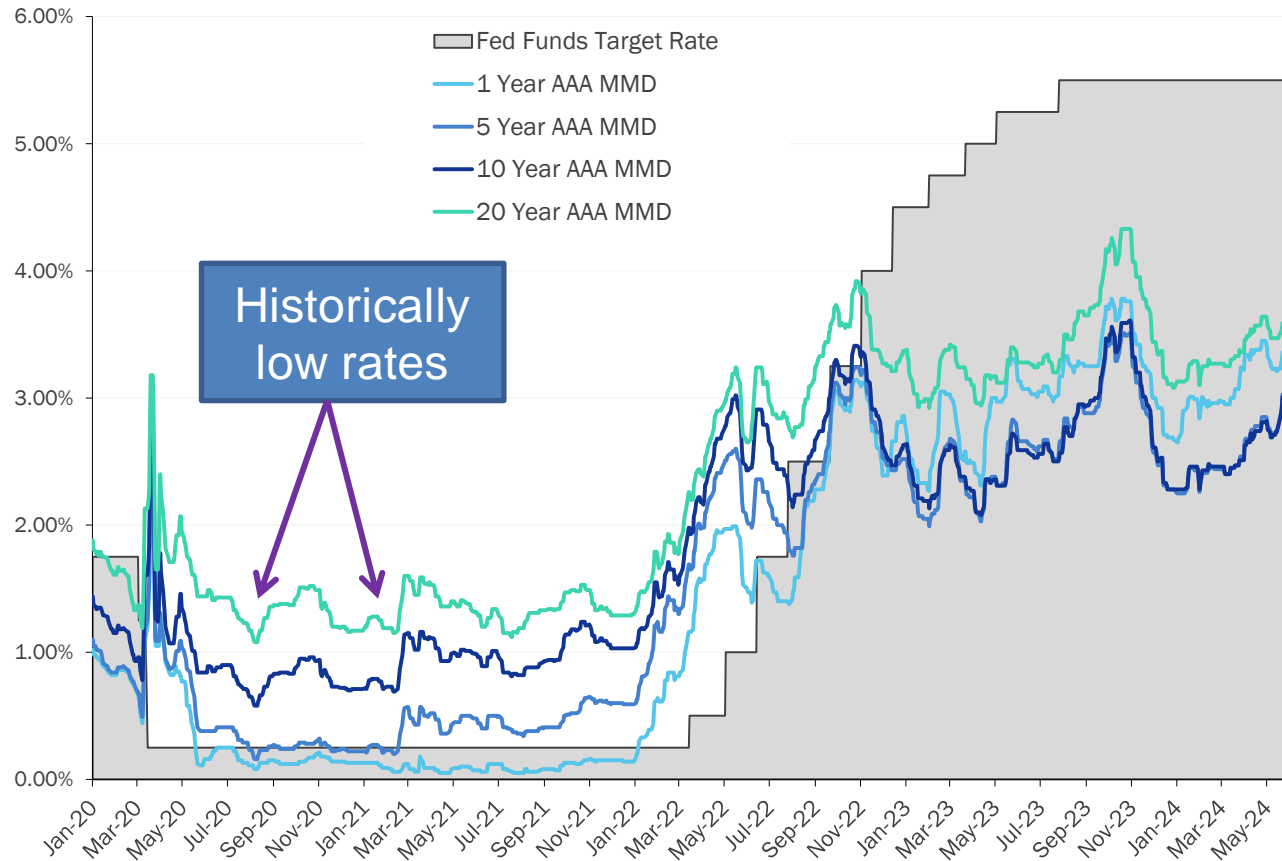
# Historical Tax-Exempt Rates



\*The Municipal Market Data “MMD” is a AAA municipal bond market index produced by TM3. As of July 5, 2024.



# Tax Exempt Rates since January 1, 2020



\*The Municipal Market Data "MMD" is a AAA municipal bond market index produced by TM3. As of July 5, 2024.

- Upcoming Fed meeting dates: July 30/31, September 17/18, November 6/7
- CPI and employment reports will be released monthly



# Working Cash Bond Capacity

Current equalized assessed valuation (Including TIF)			\$826,091,837
Times the maximum educational fund tax rate	\$3.5000	x	0.0350
Equals			<u>\$28,913,214</u>
Plus the lesser of the actual amount of replacement taxes received by the District during 2023 or the estimated amount of replacement taxes to be received during 2024.		+	\$1,373,133
<i>Plus the total Evidence-Based Funding most recently received*</i>		+	<i>\$1,165,544</i>
Equals			<u>\$31,451,891</u>
Times 85%		x	85%
Equals			<u>\$26,734,108</u>
Less the greater of working cash fund bonds outstanding OR the amount presently to the credit of the working cash fund (including amounts loaned to other funds)		-	\$15,240,000
			<b>Principal Outstanding</b>
<b><i>TOTAL (Authorized Issue Size)</i></b>			<b><u>\$11,494,108</u></b>

*\*Pursuant to Public Act 101-0416.*

# Series 2024 DSEB Bonds

## \$7 Million Working Cash Bonds and Simultaneous Current Refunding of Series 2016 Bonds at Current Market Rates

Non-Referendum Debt Service										Non Referendum Debt Service Extension					
		\$8,505,000 GO Limited School Bonds, Series 2015	\$4,235,000 GO Limited School Bonds, Series 2016	\$5,910,000 GO Limited Tax School Bonds, Series 2018	\$6,365,000 GO Limited Tax School Bonds, Series 2021	PROPOSED GO Limited Tax School Bonds, Series 2025 (2)	Proposed Refunding of Series 2016 Bonds [Est. D/S Savings]	District Contribution of Funds on Hand	Total	Referendum Debt Service W/1994 Levy (1)	Remaining Margin	5.0% County Loss/Cost Debt Service	EAV	Growth Rate	B&I Tax Rate
Lvy Year	Fiscal Year														
2021	2023	\$ 889,300	\$ 164,100	\$ 583,200	\$ 187,850	\$ -	\$ -	\$ (92,760)	\$ 1,734,690	\$ 1,731,690	\$ -	\$ 1,818,274	\$ 689,622,446	-6.55%	0.2637
2022	2024	890,600	164,100	583,200	187,850	-	-	(94,060)	1,734,690	1,818,274	86,584	1,818,274	804,228,126	16.62%	0.2264
2023	2025	891,150	164,100	177,600	497,850	-	-	-	1,730,700	1,909,188	178,488	1,817,235	826,091,837	2.72%	0.2200
2024	2026	890,950	164,100	177,600	181,650	554,583	2,913	-	1,971,796	1,974,100	2,304	2,070,386	826,091,837	0.00%	0.2506
2025	2027	-	1,059,100	177,600	181,650	560,500	(5,850)	-	1,973,000	1,974,100	1,100	2,071,650	826,091,837	0.00%	0.2508
2026	2028	-	1,058,300	177,600	181,650	553,250	(2,550)	-	1,968,250	1,974,100	5,850	2,066,663	826,091,837	0.00%	0.2502
2027	2029	-	1,056,100	177,600	181,650	290,750	(5,100)	-	1,701,000	1,974,100	273,100	1,786,050	826,091,837	0.00%	0.2162
2028	2030	-	1,057,500	177,600	181,650	290,750	(3,250)	-	1,704,250	1,974,100	269,850	1,789,463	826,091,837	0.00%	0.2166
2029	2031	-	422,300	847,600	181,650	290,750	(2,300)	-	1,740,000	1,974,100	234,100	1,827,000	826,091,837	0.00%	0.2212
2030	2032	-	-	845,800	476,650	350,750	-	-	1,673,200	1,974,100	300,900	1,756,860	826,091,837	0.00%	0.2127
2031	2033	-	-	848,000	532,800	287,750	-	-	1,668,550	1,974,100	305,550	1,751,978	826,091,837	0.00%	0.2121
2032	2034	-	-	844,000	532,000	287,750	-	-	1,663,750	1,974,100	310,350	1,746,938	826,091,837	0.00%	0.2115
2033	2035	-	-	849,000	530,900	287,750	-	-	1,667,650	1,974,100	306,450	1,751,033	826,091,837	0.00%	0.2120
2034	2036	-	-	847,600	534,500	287,750	-	-	1,669,850	1,974,100	304,250	1,753,343	826,091,837	0.00%	0.2122
2035	2037	-	-	-	1,372,650	287,750	-	-	1,660,400	1,974,100	313,700	1,743,420	826,091,837	0.00%	0.2110
2036	2038	-	-	-	1,370,300	287,750	-	-	1,658,050	1,974,100	316,050	1,740,953	826,091,837	0.00%	0.2107
2037	2039	-	-	-	1,371,900	287,750	-	-	1,659,650	1,974,100	314,450	1,742,633	826,091,837	0.00%	0.2109
2038	2040	-	-	-	422,300	1,247,750	-	-	1,670,050	1,974,100	304,050	1,753,553	826,091,837	0.00%	0.2123
2039	2041	-	-	-	-	1,669,750	-	-	1,669,750	1,974,100	304,350	1,753,238	826,091,837	0.00%	0.2122
2040	2042	-	-	-	-	1,668,250	-	-	1,668,250	1,974,100	305,850	1,751,663	826,091,837	0.00%	0.2120
2041	2043	-	-	-	-	1,668,250	-	-	1,668,250	1,974,100	305,850	1,751,663	826,091,837	0.00%	0.2120
2042	2044	-	-	-	-	304,500	-	-	304,500	1,974,100	1,669,600	319,725	826,091,837	0.00%	0.0387
2043	2045	-	-	-	-	-	-	-	-	1,974,100	1,974,100	-	826,091,837	0.00%	0.0000
Total DS From Current FY:		\$ 1,782,100	\$ 4,981,500	\$ 6,147,600	\$ 8,731,750	\$11,464,083	\$ (16,137)	\$ -	\$ 33,090,896			\$ 34,745,441			
Working Cash Proceeds:						\$ 7,000,000									

(1) Pursuant to Public Act 96-0501, the District's DSEB will increase by the lesser of CPI or 5% each year starting with levy year 2009.

The applicable CPI increase has been applied to levy years 2009-2024, and assumed to be 0% per year thereafter.

If the District issues non-referendum bonds with debt service structured assuming a growing DSEB, it will need to pass resolutions, perhaps annually, to capture the additional DSEB levy available from CPI growth.

If the CPI growth is less than estimated on average, the District will have to pay debt service in excess of the DSEB from funds on hand.

(2) Rates based upon market conditions as of July 1, 2024 and recent bond sales which PMA believes to be accurate and reliable. Estimated TIC = 4.28%.

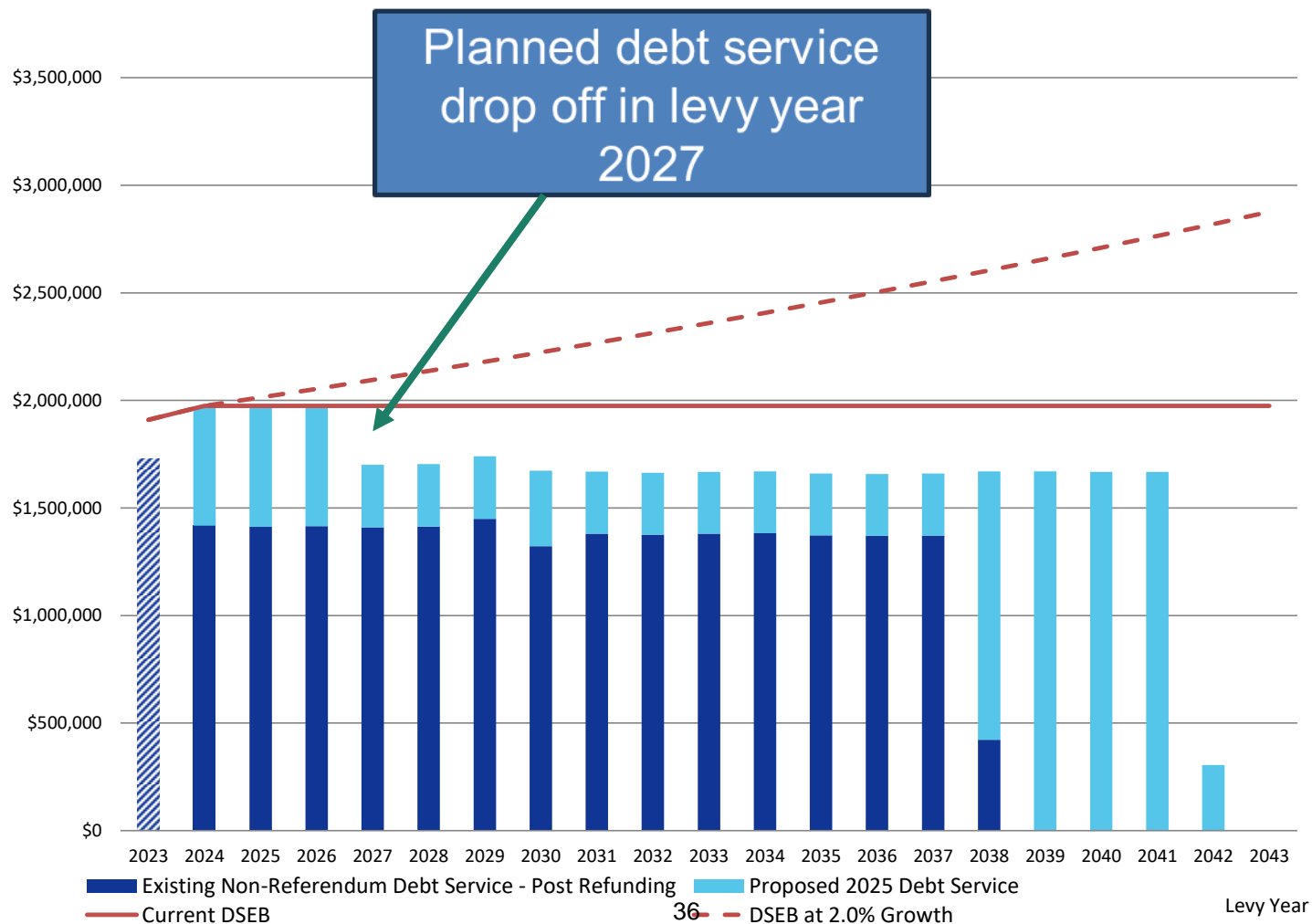
NOTE: Scenarios where a greater portion of the overall debt is issued in advance of the expenditures of the proceeds will likely result in higher fees earned by the investment manager of the debt proceeds.

- To achieve at least 2.0% present value savings on the 2016 Refunding, rates need to drop by approximately 0.55%.<sup>35</sup>



## Series 2024 DSEB Bonds

# \$7 Million Working Cash Bonds and Simultaneous Current Refunding of Series 2016 Bonds at Current Market Rates





## Spend Down Requirements

- ▶ When issuing **tax exempt bonds**, the District should consider the following IRS requirements:
  - ▶ The District must reasonably expect to spend or contractually obligate 5% of a bond issue within six months of issuance
  - ▶ The District must reasonably expect to spend 85% of the bond proceeds in three years
  - ▶ The District must diligently spend the bond proceeds
- ▶ During the aforementioned 3-Year “Temporary Period”, bond proceeds may be invested at materially higher yields than the bond yield



## After the Temporary Period

- ▶ After three years from the closing date on the bonds (upon expiration of the Temporary Period), tax-exempt bond proceeds:
  - ▶ Must be yield restricted
  - ▶ May not be invested in investments guaranteed by the federal government (such as FDIC-insured CDs)
    - ▶ Exception: may invest in US Treasury Securities



## Preliminary Timeline for Working Cash Bonds (And Refunding Bonds if Minimum Savings Target Can be Met)

<b>November 7, 2024</b>	Board adopts Resolution of Intent and Resolution calling a BINA hearing for Working Cash Bonds
<b>~November 11, 2024</b>	Legal notices for Working Cash Bonds published in the newspaper
<b>December 5, 2024</b>	Board holds BINA hearing for Working Cash Bonds
<b>~December 11, 2024</b>	30-day petition period ends for Working Cash Bonds
<b>January 9, 2025</b>	Board approves parameters resolution authorizing Working Cash Bonds and Refunding Bonds
<b>Late January 2025</b>	Bonds sold; delegates approve results
<b>Mid-February 2025</b>	Bonds close; District receives Working Cash bond proceeds



# Disclosure

The information contained herein is solely intended to suggest/discuss potentially applicable financing applications and is not intended to be a specific buy/sell recommendation, nor is it an official confirmation of terms. Any terms discussed herein are preliminary until confirmed in a definitive written agreement.

The analysis or information presented herein is based upon hypothetical projections and/or past performance that have certain limitations. No representation is made that it is accurate or complete or that any results indicated will be achieved. In no way is past performance indicative of future results. Changes to any prices, levels, or assumptions contained herein may have a material impact on results. Any estimates or assumptions contained herein represent our best judgment as of the date indicated and are subject to change without notice. Examples are merely representative and are not meant to be all-inclusive. The information set forth herein was gathered from sources which we believe, but do not guarantee, to be accurate. Neither the information, nor any options expressed, constitute a solicitation by us for purposes of sale or purchase of any securities or commodities. Investment/financing decisions by market participants should not be based on this information.

You should consider certain economic risks (and other legal, tax, and accounting consequences) prior to entering into any type of transaction with PMA Securities, LLC or PMA Financial Network, LLC. It is imperative that any prospective client perform its own research and due diligence, independent of us or our affiliates, to determine suitability of the proposed transaction with respect to the aforementioned potential economic risks and legal, tax, and accounting consequences. Our analyses are not and do not purport to be appraisals of the assets, or business of the Issuer or any other entity. PMA makes no representations as to the actual value which may be received in connection with a transaction nor the legal, tax, or accounting effects of consummating a transaction. PMA cannot be relied upon to provide legal, tax, or accounting advice. You should seek out independent and qualified legal, tax, and accounting advice from outside sources. This information has been prepared for informational and educational purposes and does not constitute a solicitation to purchase or sell securities, which may be done only after client suitability is reviewed and determined.

Securities, public finance and institutional brokerage services are offered through PMA Securities, LLC. PMA Securities, LLC is a broker-dealer and municipal advisor registered with the SEC and MSRB, and is a member of FINRA and SIPC. PMA Asset Management, LLC, an SEC registered investment adviser, provides investment advisory services to local government investment pools. All other products and services are provided by PMA Financial Network, LLC. PMA Financial Network, LLC, PMA Securities, LLC, and PMA Asset Management, LLC (collectively "PMA") are under common ownership. Securities and public finance services offered through PMA Securities, LLC are available in CA, CO, FL, IL, IN, IA, MI, MN, MO, NE, NY, OH, OK, PA, SD, TX and WI. This document is not an offer of services available in any state other than those listed above, has been prepared for informational and educational purposes only and does not constitute a solicitation to purchase or sell securities, which may be done only after client suitability is reviewed and determined. All investments mentioned herein may have varying levels of risk, and may not be suitable for every investor. For more information, please visit us at [www.pmanetwork.com](http://www.pmanetwork.com). For institutional use only.





## Overview of School District Provisions of Public Act 103-0591


- ▶ For tax capped school districts, bonds issued for Fire Prevention and Safety, Environmental Protection, School Security and Energy Conservation (“Life Safety”) purposes will no longer be subject to a district’s debt service extension base (“DSEB”)
  - ▶ School districts may structure Life Safety bonds without limit to the amount of the annual debt service payment, as long as the final maturity does not exceed 30 years
- ▶ The authorized amount of Life Safety bonds may be increased by up to 3% over the approvals to provide for expenses and capitalized interest
  - ▶ Previously, the principal of the bond issue was limited to the amount of the Life Safety approvals
  - ▶ This provision will facilitate direct placements since the purchaser may prefer to buy the bonds without paying a premium to cover the aforementioned items



## Life Safety Bonds

- ▶ For a tax capped school district, non-referendum Life Safety bonds are not subject to a DSEB constraint but do count against the debt limit
- ▶ Do not require a back door referendum (30-day petition process)
- ▶ Do require a BINA hearing
- ▶ Issued in evidence of Life Safety approvals
- ▶ The authorized amount may be increased by up to 3% over the Life Safety approvals to provide for expenses and capitalized interest
  - ▶ Previously, the principal of the bond issue was limited to the amount of the Life Safety approvals
  - ▶ This provision will facilitate direct placements since the purchaser may prefer to buy the bonds without paying a premium to cover the aforementioned items

42



## Executive Summary Finance Committee

DATE: July 18, 2024

TOPIC: Tentative Budget for Fiscal Year 2025

PREPARED BY: Courtney Whited

### Recommended for:

- ☒ Action
- ☒ Discussion
- ☒ Information

### Purpose

Annually, the Board of Education must approve the School District Budget. The Tentative Fiscal Year 2025 Budget will be presented at the August 1, 2024 Board of Education meeting followed by a September 5, 2024 formal adoption at the Public Hearing held during the Board of Education meeting.

### Background

#### Revenues: \$33,786,000

Real estate taxes account for 84.2% of total anticipated revenue. The District may receive approximately \$28,432,547 from local property taxes, likely to arrive on the traditional August 1st date followed by the March 1, 2025 payment.

The District anticipates receiving \$2,647,023, approximately 7.8% of its revenue, from local sources primarily stemming from fees, tuition, interest and personal property replacement taxes.

State-derived funds account for 5.4% of total revenue. The majority of this \$1,841,000 will come from the Evidence Based Funding formula and the Transportation Claim.

Federal revenues of \$865,430 account for 2.6% of total revenue which is less than the recent three years when COVID-related Elementary and Secondary School Emergency Relief Parts I-III were collected.

**Expenditures: \$37,195,700**

**Salaries & Benefits**

Overall, salaries are expected to be \$17,026,626 which is 5.0% above last year's actual amount of \$16,210,409. The Business Office conducted an in depth review of all salaries because this object represents 45.8% of the total planned expenditures. The prominent factors influencing this estimate are teachers' salary schedule level and class advancements, the 3% raises for returning LSSU members, four additional positions, six recent retirements, three teachers added to the retirement track, new hires for resignations, an anticipation of fully staffing the open paraprofessional positions.

As for benefits, PPO medical insurance increased by 5.3%, HMO medical increased by 6.8%, dental increased by 6.3%, and life insurance remained the same. Long-term disability and flexible spending account fees remain unchanged. Percentages related to the District's share of TRS, THIS, Medicare and Social Security will also remain stable. TRS on federally-funded salaries is now 10.34% instead of 10.6%. The District's IMRF rate will increase on January 1, 2025 from 7.93% to 8.10%. The overall cost of benefits is estimated to be up 11.0% to \$3,660,938. It will not likely increase up to the 11.0% mark because there is ample room for new employees' medical/dental insurance elections that may not occur.

**Purchased Services**

At \$4,504,527, the approximate 12.1% increase in purchased services corresponds to increased capital and life safety projects for which architect/engineering and contractor services will be required, rising transportation costs and workers' compensation and liability insurance costs.

**Supplies & Materials**

Expenditures are projected to be \$1,610,600 which is a 7.3% increase. Approximately \$44,000 would be covered by grant funds. Curriculum materials, natural gas and electricity will be the substantial expenses in this object category.

**Capital Outlay**

Primarily due to planned Capital and Health Life Safety facilities projects, the FY25 capital outlay budget is anticipated to be \$5,123,872. An estimated \$50,000 is scheduled to be covered by grant funds.

**Dues & Fees/Debt Payments**

FY25 principal and interest payments of \$1,715,000 for the 2015, 2016, 2018, and 2021 series bonds are essentially the same as the \$1,805,725 SD74 paid in FY24. In addition, Niles Township District for Special Education #807 invoices will likely increase due to student counts and placements. Overall, expenditures from this object will likely total \$4,680,958 which is 9.3% more than FY24 actual expenditures of \$4,284,769.

**Non-Capitalized Equipment**

\$182,750 is 74.9% more than last year's \$104,462 in actual expenses. The expenditures are anticipated to be higher due to Technology purchases throughout the District.

**Termination Benefits**

\$405,429 is 1.9% less than the FY24 expenditures. Two retiree insurance plans terminate this fiscal year. There is one new retiree who began receiving the post-employment benefits offered in the 2021-2025 LTA Contract. However, the service recognition benefit pay and THIS insurance rates have increased along with the anticipated costs associated with three support staff retirees.

**Fund Balance**

As of June 30, 2024 the unaudited fund balance was \$31,184,575. The projected fund balance for June 30, 2025 is \$27,774,875 which is \$3,409,700 less. The District intends to spend down the fund balance, mostly because of the Board-approved capital and health life safety projects finishing this summer and those likely to begin next summer. The Illinois State Board of Education Budget Form indicates SD74 will be submitting a balanced budget.

## **General Comments**

The legal process to adopt a budget requires public notice to the general public. Such notice shall be published July 25, 2024 for the September 5, 2024 Public Hearing at the Board of Education meeting. Any changes to the Tentative Budget will need to be made before August 1, 2024 when it must be posted online and available at the District Office for viewing.

Some developments in staffing created the bulk of the 25% Administrative Cost “red flag” which is well beyond the 5.0% limit set by Section 17-1.5 of the School Code. There is a waiver application available to file with ISBE. Otherwise, ISBE annually publishes a list of districts that exceed the limitation.

## **Fiscal Impact**

\$31,184,575 Estimated Beginning Fund Balance July 1, 2024

+\$33,786,000 Budgeted Revenues

-\$37,195,700 Budgeted Expenditures

\$27,774,875 Anticipated Ending Fund Balance on June 30, 2025

Please see the attached FY25 Tentative Budget presentation for further details.

## **Recommendation:**

The Finance Committee concurs with the Administration’s recommendation to the Board of Education to support both the publication of the attached Legal Notice on July 25, 2024 and the presentation of the District’s Fiscal Year 2025 Tentative Budget to the Board of Education on August 1, 2024.



# FY25 Tentative Budget

## Finance Committee Meeting

July 18, 2024

# Fiscal Year 2025 Budget Timeline

Date	Activity	Location
MAY 23	Review assumptions to consider for Preliminary Budgeting	Finance Mtg
JUN 13	Preliminary Budget for review and discussion	Finance Mtg
<b>JUL 18</b>	<b>Present Tentative Budget, Request 30-day notice in newspaper</b>	<b>Finance Mtg</b>
JUL 25	Publish 30-day notice of Budget Availability & Budget Public Hearing	Newspaper
AUG 01	Display the FY25 Tentative Budget on SD74.ORG	Website
AUG 01	Present the Tentative Budget	Board Mtg
<b>SEP 05</b>	<b>Public Hearing &amp; Budget Adoption</b>	<b>Board Mtg</b>
SEP 06	Display the Adopted Budget on the District's Website	Website
SEP 06	File certified copy of Budget with Cook County Clerk (may file online)	Cook Clerk
SEP 06	Submit Budget electronically to ISBE	ISBE



## Prior Fiscal Year 2024 Review: Fund Balance Actuals\*

Fund	Description	7/01/23 FB	FY24 Revenue	FY24 Expense	FY24 Transfers	6/30/24 FB
10	Ed.	\$14,185,013	\$25,987,316	-\$23,529,827	-\$211,965	\$16,430,537
20	O&M	\$4,215,123	\$2,292,505	-\$2,379,014	-\$2,000,000	\$2,128,614
30	Debt Serv.	\$805,374	\$1,822,836	-\$1,807,725		\$820,485
40	Transp.	\$1,742,537	\$1,666,010	-\$1,563,594		\$1,844,953
51	IMRF	\$808,702	\$174,544	-\$186,714		\$796,532
52	SS/Med.	\$405,686	\$363,284	-\$380,356		\$388,614
60	Cap. Proj.	\$4,594,192	\$1,047,878	-\$1,975,205	\$2,211,965	\$5,878,830
70	Wrk. Cash	\$586,340	\$18,020	\$0		\$604,360
80	Tort Imm.	\$439,582	\$221,653	-\$183,380		\$477,855
90	HLS	\$2,946,220	\$289,985	-\$1,422,409		\$1,813,795
		<b>\$30,728,769</b>	<b>\$33,884,030</b>	<b>-\$33,428,224</b>	<b>\$0</b>	<b>\$31,184,575</b>

\*FY24 transactions may soon be recorded which would affect the 6/30/24 Fund Balance, primarily WebStore revenue and other June revenue deposits

## FY24 Review: Operating Fund Balance to Revenue Ratio

Operating Funds	Descriptions	6/30/24 FB	FY24 Revenue
10	Ed.	\$16,430,537	\$25,987,316
20	O&M	\$2,128,614	\$2,292,505
40	Transportation	\$1,844,953	\$1,666,010
70	Working Cash	\$604,360	\$18,020
	<b>Total</b>	<b>\$21,008,464</b>	<b>\$29,963,850</b>

Fund Balance

**\$21,008,464**

Revenue Ratio

**\$29,963,850**

**0.70**

*0.25 is minimum*

*established by*

*BOE Policy 4:20*

## FY24 Review: Actual v. Budgeted Totals

	7/01/23 FB	FY24 Revenue	FY24 Expense	FY24 Transfers	6/30/24 FB
<b>Actual</b>	<b>\$30,728,769</b>	<b>\$33,884,030</b>	<b>-\$33,428,224</b>	<b>\$0</b>	<b>\$31,184,575</b>
<i>FY24 Budget</i>		<i>\$33,004,862</i>	<i>-\$33,861,000</i>	<i>\$0</i>	<i>\$29,872,631</i>

**The +2.7% Revenue Delta:**  
**SD74 collected \$879,168 MORE than budgeted**  
**primarily due to the following sources:**

\$325K [Interest \$955K; Budgeted \$630K]  
 \$143K [Fed Grants \$1.24M; Budgeted \$1.38M]  
 \$235K [IL Grants \$1.86M; Budgeted \$1.62M]  
 \$185K [RE Tax \$27.5M; Budgeted \$27.3M]

**The -1.28% Expenditure Delta:**  
**SD74 spent \$432,776 LESS than budgeted**  
**primarily due to the following expenses:**

\$612K [Ed Fund \$23.5M; Budgeted \$24.2M]  
 \$59K [HLS \$1.42M; Budgeted \$1.48M]  
**-\$193K** [O&M Fund \$2.38M; Budgeted \$2.22M]

## FY25 Tentative Budget Projections

Fund	Description	7/01/24 F.B.	Revenues	Expenses	Transfers	6/30/25 Proj. FB
10	Ed.	\$16,430,537	\$26,384,558	-\$25,476,203		\$17,338,892
20	O&M	\$2,128,614	\$2,461,662	-\$2,465,618		\$2,124,658
30	Debt Serv.	\$820,485	\$1,841,059	-\$1,717,500		\$944,044
40	Transp.	\$1,844,953	\$1,762,164	-\$1,650,000		\$1,957,117
51	IMRF	\$796,532	\$150,893	-\$217,226		\$730,199
52	SS/Med.	\$388,614	\$345,912	-\$422,063		\$312,463
60	Cap. Proj.	\$5,878,830	\$367,400	-\$3,144,820		\$3,101,410
70	Wrk. Cash	\$604,360	\$14,124	\$0		\$618,484
80	Tort Imm.	\$477,855	\$236,819	-\$194,000		\$520,674
90	FP/HLS	\$1,813,795	\$221,409	-\$1,908,270		\$126,934
		<b>\$31,184,575</b>	<b>\$33,786,000</b>	<b>-\$37,195,700</b>	<b>\$0</b>	<b>\$27,774,875</b>

## Lenses for FY25 Tentative Budget Expenditures

Fund	Description
90	HEALTH LIFE SAFETY
80	TORT IMMUNITY
70	WORKING CASH
60	CAPITAL PROJECTS
50	MUNICIPAL RETIREMENT
40	TRANSPORTATION
30	DEBT SERVICE
20	OPERATIONS & MAINTENANCE
10	EDUCATIONAL



Object	Description
100s	Salaries
200s	Benefits
300s	Services
400s	Supplies/Materials
500s	Capital (over \$500)
600s	Dues/Fees; SpEd Co-Op
700s	Non-Capital (under \$500)
800s	Retirement Benefits

## Fund 90: Fire Prevention/Health/Life Safety

<b>FY25 Budget</b>	<b>Description</b>	<b>FY24 *Actual Expenditures</b>
\$137,500	ARCHITECT/ENGINEER SERVICES	\$57,005
\$1,720,770	LIFE SAFETY - CONTRACTOR	\$1,315,405
\$50,000	LIFE SAFETY PROJECTS - SMPG	\$50,000
<b>\$1,908,270</b>	<b>TOTAL EXPENDITURES</b>	<b>\$1,422,409</b>

**134.16%**

**DELTA: FY24 \*Actuals to FY25 Budget**

## Fund 80: Tort Immunity

<b>FY25 Budget</b>	<b>Description</b>	<b>FY24 *Actual Expenditures</b>
\$72,000	INSURANCE - WORKERS COMP	\$70,081
\$122,000	INSURANCE - LIABILITY	\$113,299
\$0	SETTLEMENTS/JUDGMENTS	\$0
<b>\$194,000</b>	<b>TOTAL EXPENDITURES</b>	<b>\$183,380</b>

**5.79%**

**DELTA: FY24 \*Actuals to FY25 Budget**

## Fund 70: Working Cash

No Expenditures from Fund 70 occur



## Fund 60: Capital Projects

<b>FY25 Budget</b>	<b>Description</b>	<b>FY24 *Actual Expenditures</b>
\$221,318	ARCHITECT/ENGINEERING SERVICES	\$356,124
\$0	ARCHITECT/ENG. SERVICES ESSER FED GRANT	\$0
\$2,923,502	CAPITAL IMPROVEMENTS	\$1,559,581
\$0	CAPITAL PROJECTS ESSER FED GRANT	\$59,500
<b>\$3,144,820</b>	<b>TOTAL EXPENDITURES</b>	<b>\$1,975,205</b>

**59.21%**

**DELTA: FY24 \*Actuals to FY25 Budget**

## Fund 50: Municipal (IMRF, Social Security, Medicare)

<b>FY25 Budget</b>	<b>Description</b>	<b>FY24 *Actual Expenditures</b>
\$217,226	DISTRICT SHARE of IMRF	\$186,714
\$175,390	DISTRICT SHARE of SOCIAL SECURITY	\$157,398
\$246,673	DISTRICT SHARE of MEDICARE	\$222,957
<b>\$639,289</b>	<b>TOTAL EXPENDITURES</b>	<b>\$567,070</b>

**12.74%     DELTA: FY24 \*Actuals to FY25 Budget**

## Fund 40: Transportation

<b>FY25 Budget</b>	<b>Description</b>	<b>FY24 *Actual Expenditures</b>
\$1,041,000	TRANSPORTATION REGULAR ED	\$971,370
\$575,000	TRANSPORTATION SPECIAL ED	\$564,229
\$34,000	TRANS.- FIELD TRIPS/ EXTRACUR.	\$27,995
<b>\$1,650,000</b>	<b>TOTAL EXPENDITURES</b>	<b>\$1,563,594</b>

**5.53% DELTA: FY24 \*Actuals to FY25 Budget**

## Fund 30: Debt Service

<b>FY25 Budget</b>	<b>Description</b>	<b>FY24 *Actual Expenditures</b>
\$565,000	PRINCIPAL ON BONDS	\$1,205,000
\$1,150,000	INTEREST ON BONDS	\$600,725
\$2,500	FEE	\$2,000
<b>\$1,717,500</b>	<b>TOTAL EXPENDITURES</b>	<b>\$1,807,725</b>

**-4.99% DELTA: FY24 \*Actuals to FY25 Budget**

## Fund 20: Operations & Maintenance

<b>FY25 Budget</b>	<b>Description</b>	<b>FY24 *Actual Expenditures</b>
\$573,222	100: Salaries	\$573,294
\$90,246	200: Benefits	\$83,730
\$1,131,700	300: Services	\$1,122,102
\$515,950	400: Supplies & Materials	\$511,768
\$148,500	500: Capital	\$87,141
\$1,000	600: Dues & Fees	\$757
\$5,000	700: Non-Capital	\$222
<b>\$2,465,618</b>	<b>TOTAL EXPENDITURES</b>	<b>\$2,379,014</b>

3.64% DELTA: FY24 \*Actuals to FY25 Budget<sup>61</sup>

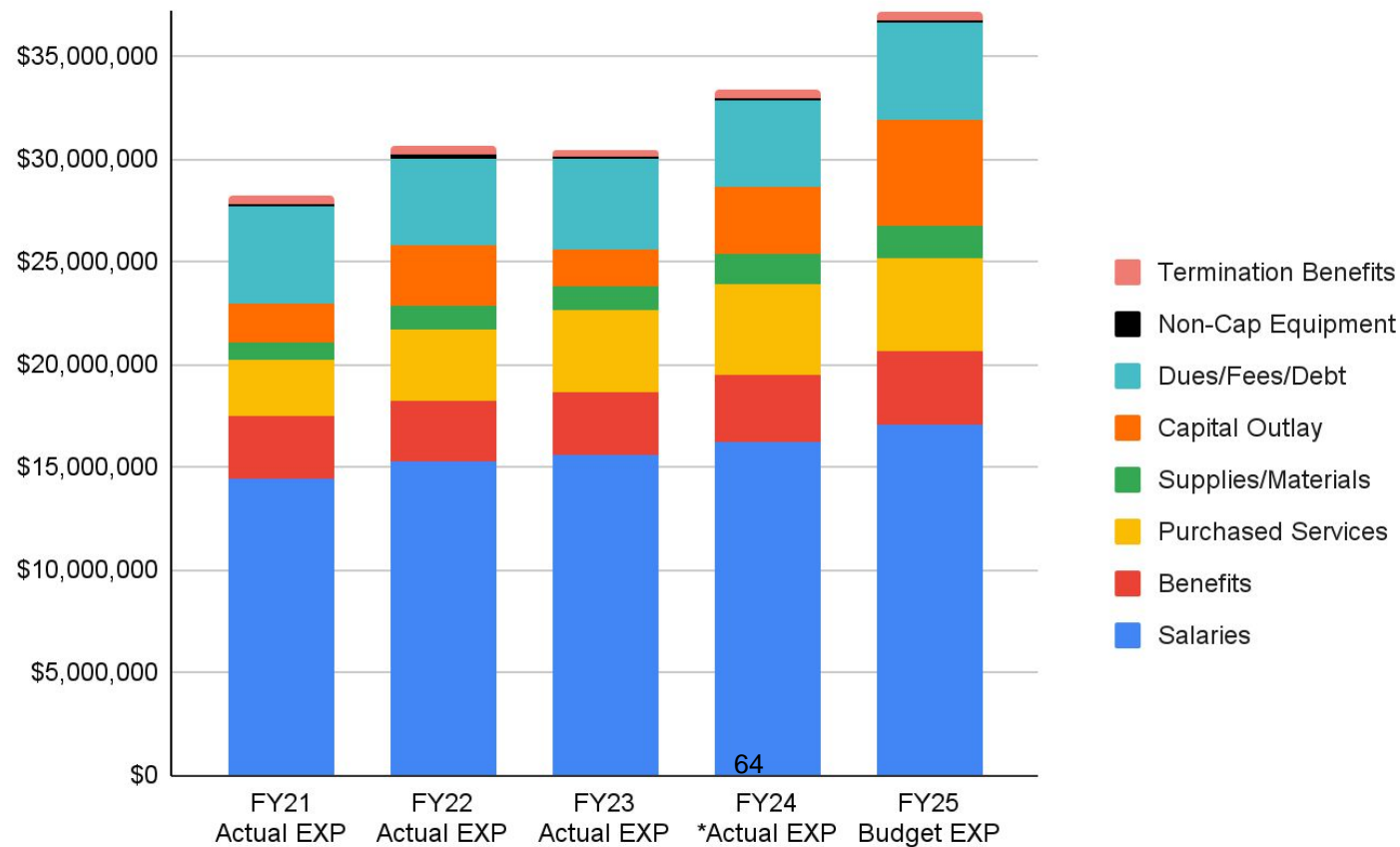
## Fund 10: Educational

<b>FY25 Budget</b>	<b>Description</b>	<b>FY24 *Actual Expenditures</b>
\$16,453,404	100: Salaries	\$15,637,115
\$2,931,403	200: Benefits	\$2,645,389
\$1,170,009	300: Services	\$1,064,011
\$1,094,650	400: Supplies & Materials	\$989,214
\$281,100	500: Capital over \$500	\$200,491
\$2,962,458	600: Dues & Fees	\$2,476,287
\$177,750	700: Non-Capital under \$500	\$104,240
\$405,429	800: Retirement Ins./SRB	\$413,079
<b>\$25,476,203</b>	<b>TOTAL EXPENDITURES</b>	<b>\$23,529,827</b>

## Historical Expenditures by OBJECT

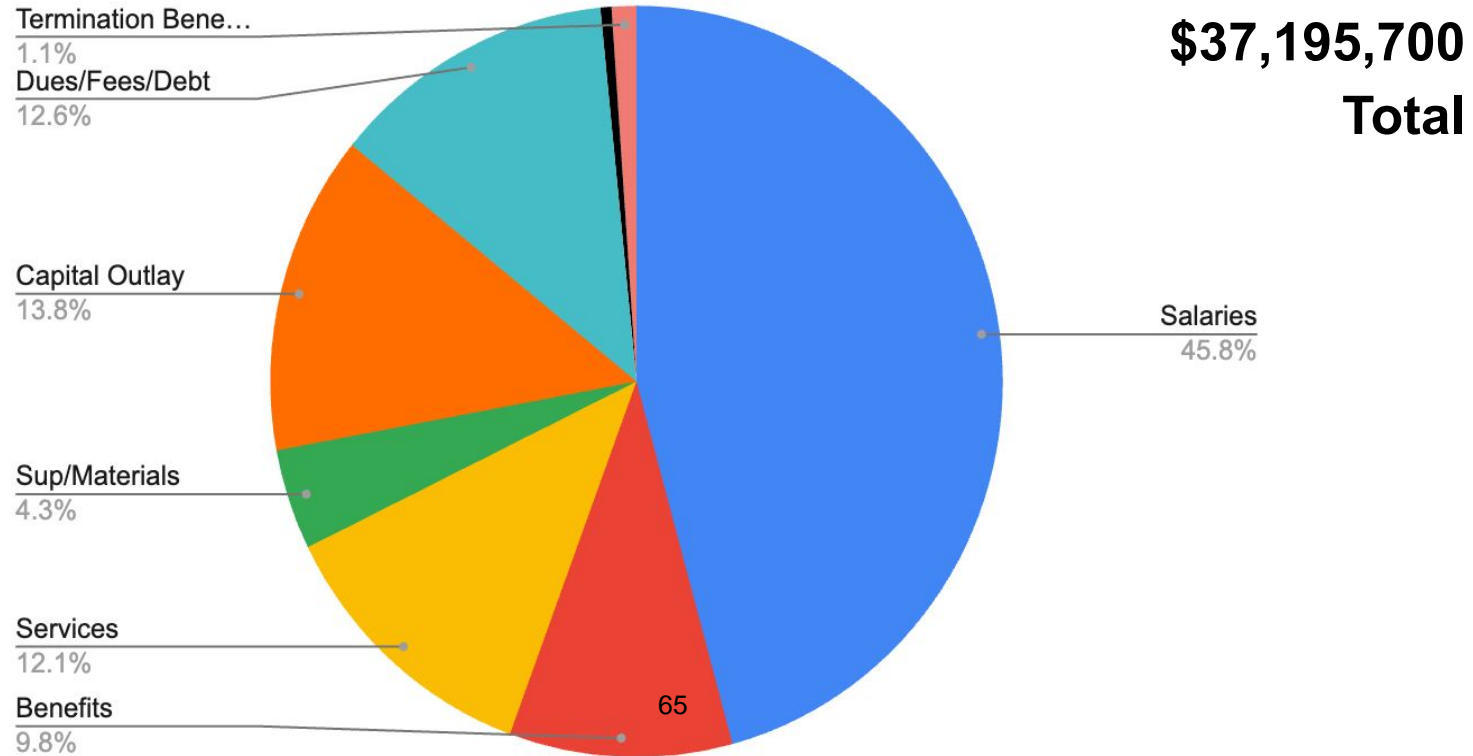
<b>Objects: All Funds</b>	<b>FY21 Actual EXP</b>	<b>FY22 Actual EXP</b>	<b>FY23 Actual EXP</b>	<b>FY24 *Actual EXP</b>	<b>FY25 Budget EXP</b>
Salaries	\$14,426,786	\$15,246,508	\$15,598,687	\$16,210,409	\$17,026,626
Benefits	\$3,012,856	\$2,963,159	\$3,092,842	\$3,296,188	\$3,660,938
Purchased Services	\$2,795,197	\$3,459,202	\$3,960,226	\$4,405,716	\$4,504,527
Supplies/Materials	\$842,460	\$1,210,546	\$1,149,419	\$1,500,983	\$1,610,600
Capital Outlay	\$1,882,264	\$2,961,667	\$1,810,936	\$3,212,618	\$5,123,872
Dues/Fees/Debt	\$4,725,195	\$4,181,697	\$4,425,683	\$4,284,769	\$4,680,958
Non-Cap Equipment	\$77,320	\$189,742	\$68,584	\$104,462	\$182,750
Termination Benefits	\$455,321	\$418,182	\$361,553	\$413,079	\$405,429
<b>TOTAL</b>	<b>\$28,217,399</b>	<b>\$30,630,703</b>	<b>\$30,467,930</b>	<b>\$33,428,224</b>	<b>\$37,195,700</b>

# Historical Expenditures by OBJECT





# Tentative FY25 Expenditures by OBJECT



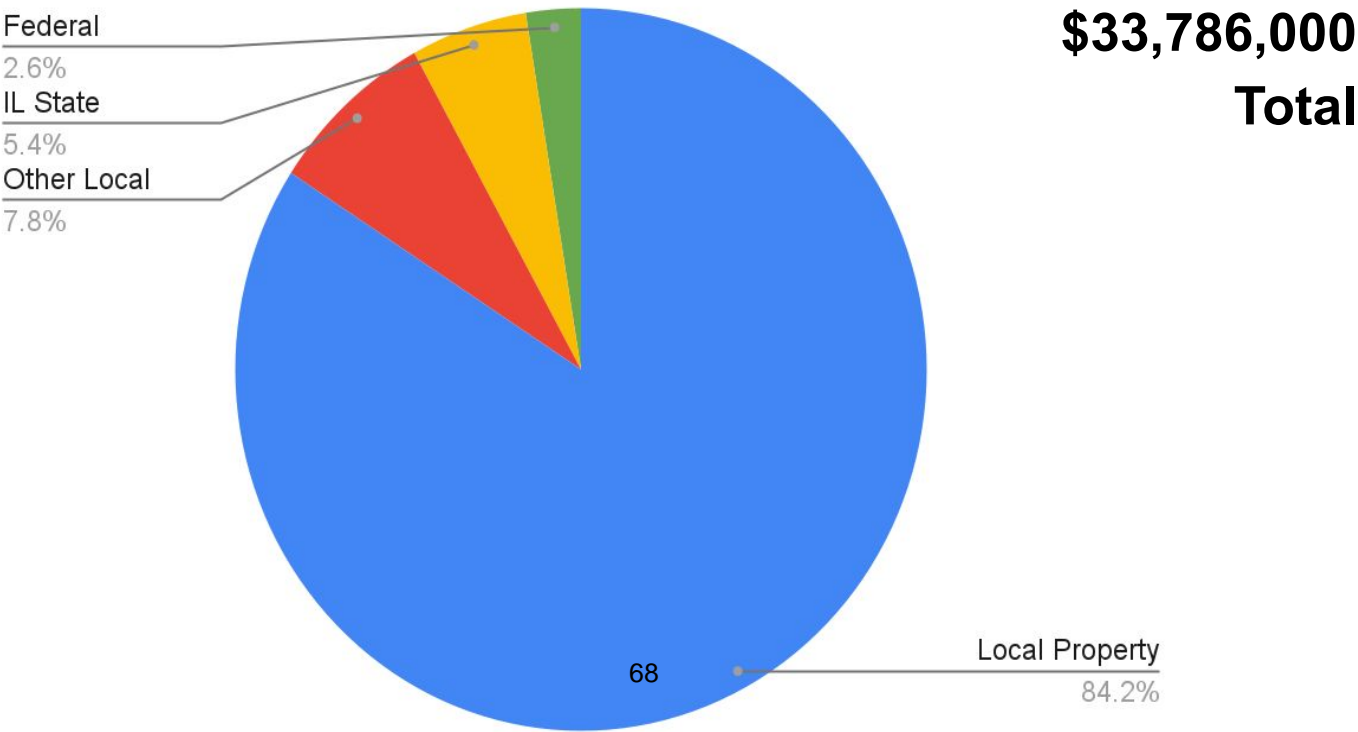
## FY25 Tentative Revenues by SOURCE

<b>FY25 Budget REV</b>	<b>vs. Prior</b>	<b>FY24 *Actual REV</b>	<b>Description</b>
<b>\$28,432,547</b>	3.6%	\$27,453,631	LOCAL R.E. TAXES
<b>\$2,647,023</b>	-17.1%	\$3,191,913	OTHER LOCAL
<b>\$1,841,000</b>	-0.9%	\$1,856,858	IL STATE SOURCES
<b>\$865,430</b>	-37.4%	\$1,381,628	FEDERAL SOURCES
<b>\$33,786,000</b>	-0.3%	<b>\$33,884,030</b>	<b>TOTAL</b>

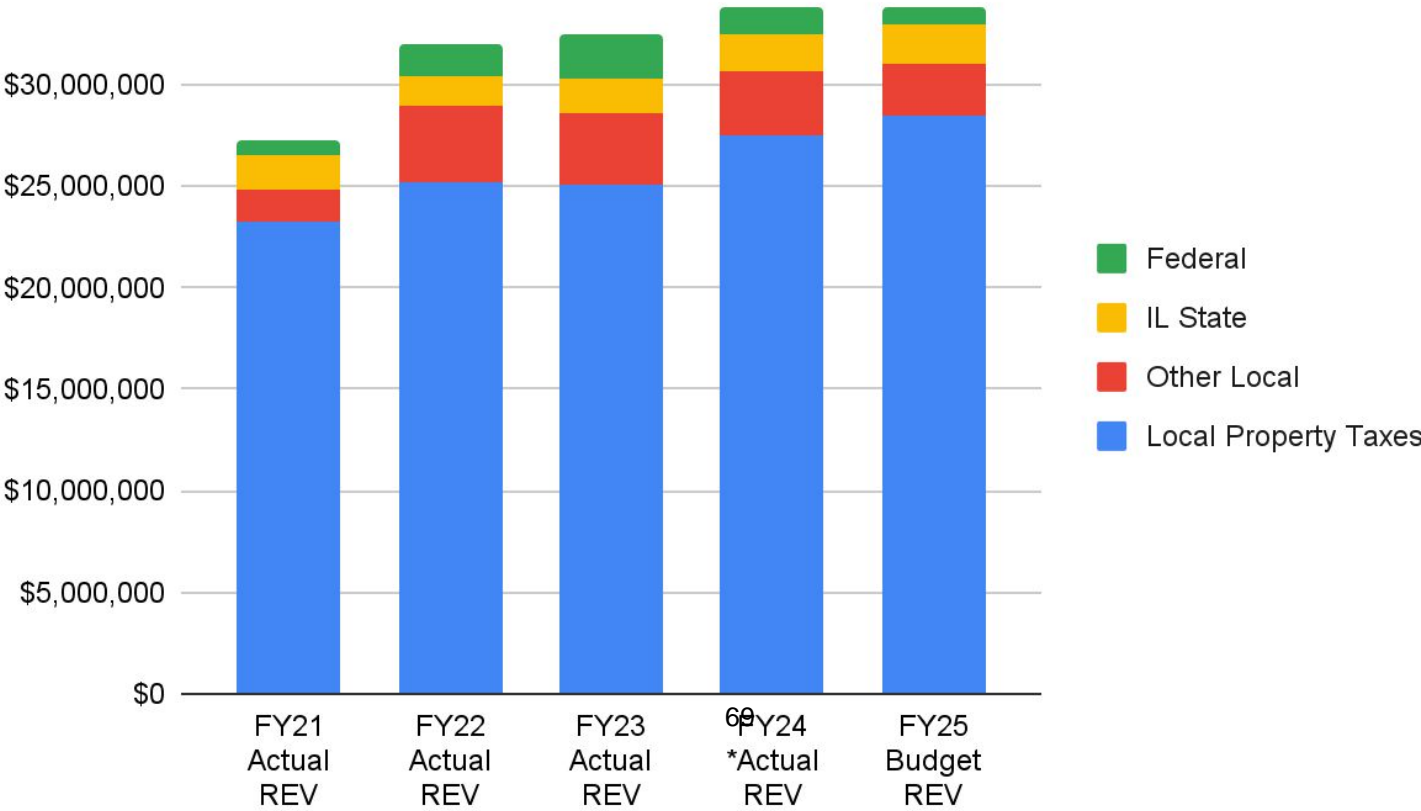
## Historical Revenues by SOURCE

Revenue by Source	FY21 Actual REV	FY22 Actual REV	FY23 Actual REV	FY24 *Actual REV	FY25 Budget REV
Local Property Taxes	\$23,260,768	\$25,220,399	\$25,081,023	\$27,453,631	\$28,432,547
Other Local	\$1,602,515	\$3,696,750	\$3,557,445	\$3,191,913	\$2,647,023
IL State	\$1,628,741	\$1,562,087	\$1,641,948	\$1,856,858	\$1,841,000
Federal	\$814,867	\$1,483,374	\$2,267,671	\$1,381,628	\$865,430
<b>TOTAL</b>	<b>\$27,306,891</b>	<b>\$31,962,610</b>	<b>\$32,548,088</b>	<b>\$33,884,030</b>	<b>\$33,786,000</b>
<b>Bonds (not Revenue)</b>	<b>\$7,060,050</b>	<b>\$0</b>	<b>\$0</b>	<b>\$0</b>	<b>\$0</b>

# Tentative FY25 Revenues by SOURCE



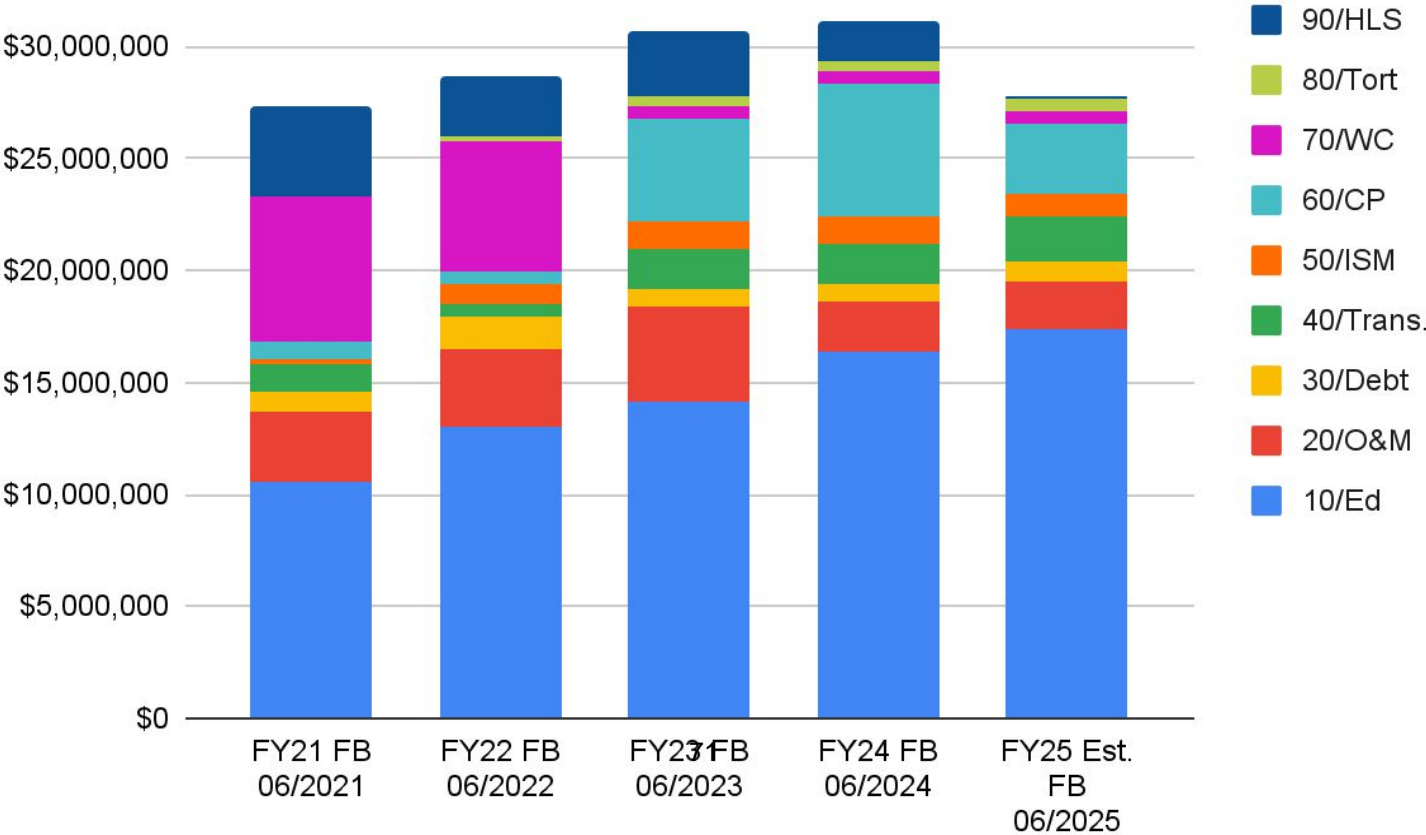
# History of Revenue by Source



## Fund Balance History

Fund	FY21 FB 06/2021	FY22 FB 06/2022	FY23 FB 06/2023	FY24 FB 06/2024	FY25 Est. FB 06/2025
10/Ed	\$10,612,790	\$13,022,792	\$14,185,013	\$16,430,537	\$17,338,892
20/O&M	\$3,073,580	\$3,494,769	\$4,215,123	\$2,128,614	\$2,124,658
30/Debt	\$920,382	\$1,442,826	\$805,374	\$820,485	\$944,044
40/Trans.	\$1,201,985	\$573,446	\$1,742,537	\$1,844,953	\$1,957,117
50/ISM	\$244,978	\$829,926	\$1,214,388	\$1,185,146	\$1,042,662
60/CP	\$757,792	\$587,705	\$4,594,192	\$5,878,830	\$3,101,410
70/WC	\$6,463,875	\$5,825,262	\$586,340	\$604,360	\$618,484
80/Tort	\$17,744	\$249,409	\$439,582	\$477,855	\$520,674
90/HLS	\$4,018,659	\$2,617,557	\$2,946,220	\$1,813,795	\$126,934
	<b>\$27,311,785</b>	<b>\$28,643,692</b>	<b>\$30,728,769</b>	<b>\$31,184,575</b>	<b>\$27,774,875</b>

# Fund Balance History



## FY25 Tentative Budget Summary

Fund	Description	7/01/24 F.B.	Revenues	Expenses	Transfers	6/30/25 Proj. FB
10	Ed.	\$16,430,537	\$26,384,558	-\$25,476,203		\$17,338,892
20	O&M	\$2,128,614	\$2,461,662	-\$2,465,618		\$2,124,658
30	Debt Serv.	\$820,485	\$1,841,059	-\$1,717,500		\$944,044
40	Transp.	\$1,844,953	\$1,762,164	-\$1,650,000		\$1,957,117
51	IMRF	\$796,532	\$150,893	-\$217,226		\$730,199
52	SS/Med.	\$388,614	\$345,912	-\$422,063		\$312,463
60	Cap. Proj.	\$5,878,830	\$367,400	-\$3,144,820		\$3,101,410
70	Wrk. Cash	\$604,360	\$14,124	\$0		\$618,484
80	Tort Imm.	\$477,855	\$236,819	-\$194,000		\$520,674
90	FP/HLS	\$1,813,795	\$221,409	-\$1,908,270		\$126,934
		<b>\$31,184,575</b>	<b>\$33,786,000</b>	<b>-\$37,195,700</b>	<b>\$0</b>	<b>\$27,774,875</b>



# FY25 Tentative Budget: Ratio of Fund Balance to Revenue

Operating Funds	Descriptions	6/30/25 Proj. FB	FY25 Est. Rev.
10	Ed.	\$17,338,892	\$26,384,558
20	O&M	\$2,124,658	\$2,461,662
40	Transportation	\$1,957,117	\$1,762,164
70	Working Cash	\$618,484	\$14,124
Total		\$22,039,151	\$30,622,508

Fund Balance to  
Revenue Ratio

**\$22,039,151**  
**\$30,622,508**

**0.720**

*0.25 is minimum  
established by  
BOE Policy 4:20*

District Type:  
☒ School District  
☐ Joint Agreement

ILLINOIS STATE BOARD OF EDUCATION  
School Business Services Division

SCHOOL DISTRICT/JOINT AGREEMENT BUDGET FORM \*  
July 1, 2024 - June 30, 2025

Accounting Basis:  
☐ Cash  
☒ Accrual

Is this an amended budget? No  
Date of Amended Budget: (MM/DD/YY)  
District Name: Lincolnwood SD 74  
District RCDT No: 05016074002

Balanced budget; no Deficit Reduction Plan is required.

If your FY2024 AFR states that you need to do a deficit reduction plan and your FY2025 budget is balanced, please state the measures you took to have your budget become balanced. (Bckgrnd-Assumpt 25-26)

Budget of Lincolnwood SD 74, County of Cook, State of Illinois, for the Fiscal Year beginning July 1, 2024 and ending June 30, 2025.

WHEREAS the Board of Education of Lincolnwood SD 74, County of Cook, State of Illinois, caused to be prepared in tentative form a budget, and the Secretary of this Board has made the same conveniently available to public inspection for at least thirty days prior to final action thereon;

AND WHEREAS a public hearing was held as to such budget on the 5th day of September, 2024, notice of said hearing was given at least thirty days prior thereto as required by law, and all other legal requirements have been complied with;

NOW, THEREFORE, Be it resolved by the Board of Education of said district as follows:

Section 1: That the fiscal year of this school district be and the same hereby is fixed and declared to be beginning July 1, 2024 and ending June 30, 2025.

Section 2: That the following budget containing an estimate of amounts available in each Fund, separately, and expenditures from each be and the same is hereby adopted as the budget of this school district for said fiscal year.

ADOPTION OF BUDGET

The budget shall be approved and signed below by members of the School Board. Adopted this 5th day of September, 2024 by a roll call vote of \_\_\_\_ Yeas, and \_\_\_\_ Nays, to wit:

** MEMBERS VOTING YEA:	** MEMBERS VOTING NAY:

\* Based on the 23 Illinois Administrative Code-Part 100 and inconformity with Section 17-1 of the School Code.  
\*\* Type in the members who voted "YEA" nor "NAY". Actual school board member signatures are not required for electronic submission.  
(1) A certified copy of this document must be filed with the county clerk within 30 days of adoption as required by Section 18-50 of the Property Tax Code (35 ILCS 200/18-50).  
(2) Districts are required to submit the adopted/amended budget electronically to ISBE within 30 days of adoption or by October 30, whichever comes first. Budgets are submitted through IWAS: <https://apps.isbe.net/iwas/asp/login.asp?is=true>  
Please type the member signatures before submitting to ISBE. We do not accept PDF copies.

	A	B	C	D	E	F	G	H	I	J	K	L
1	<b>Begin entering data on EstRev 6-11 and EstExp 12-20 tabs.</b>											
2	Description: Enter Whole Numbers Only	Acct #	(10) Educational	(20) Operations & Maintenance	(30) Debt Service	(40) Transportation	(50) Municipal Retirement/ Social Security	(60) Capital Projects	(70) Working Cash	(80) Tort	(90) Fire Prevention & Safety	
3	ESTIMATED BEGINNING FUND BALANCE (without Student Activity Funds) <sup>1</sup> as of July 1, 2024		16,430,537	2,128,614	820,485	1,844,953	1,185,146	5,878,830	604,360	477,855	1,813,795	
4	RECEIPTS/REVENUES (without Student Activity Funds)											
5	LOCAL SOURCES	1000	24,308,128	2,461,662	1,841,059	1,182,164	496,805	367,400	14,124	236,819	171,409	
6	FLOW-THROUGH RECEIPTS/REVENUES FROM ONE DISTRICT TO ANOTHER DISTRICT	2000	0	0		0	0					
7	STATE SOURCES	3000	1,211,000	0	0	580,000	0	0	0	0	50,000	
8	FEDERAL SOURCES	4000	865,430	0	0	0	0	0	0	0	0	
9	Total Direct Receipts/Revenues <sup>8</sup>		26,384,558	2,461,662	1,841,059	1,762,164	496,805	367,400	14,124	236,819	221,409	
10	Receipts/Revenues for "On Behalf" Payments <sup>2</sup>	3998	0									
11	Total Receipts/Revenues		26,384,558	2,461,662	1,841,059	1,762,164	496,805	367,400	14,124	236,819	221,409	
12	DISBURSEMENTS/EXPENDITURES (without Student Activity Funds)											
13	INSTRUCTION	1000	15,969,178				269,873			0		
14	SUPPORT SERVICES	2000	6,396,888	2,465,618		1,650,000	369,416	3,144,820		194,000	1,908,270	
15	COMMUNITY SERVICES	3000	1,800	0		0	0			0		
16	PAYMENTS TO OTHER DISTRICTS & GOVT UNITS	4000	3,108,337	0	0	0	0	0		0	0	
17	DEBT SERVICES	5000	0	0	1,717,500	0	0			0	0	
18	PROVISION FOR CONTINGENCIES	6000	0	0	0	0	0	0		0	0	
19	Total Direct Disbursements/Expenditures <sup>9</sup>		25,476,203	2,465,618	1,717,500	1,650,000	639,289	3,144,820		194,000	1,908,270	
20	Disbursements/Expenditures for "On Behalf" Payments <sup>2</sup>	4180	0	0	0	0	0	0		0	0	
21	Total Disbursements/Expenditures		25,476,203	2,465,618	1,717,500	1,650,000	639,289	3,144,820		194,000	1,908,270	
22	Excess of Direct Receipts/Revenues Over (Under) Direct Disbursements/Expenditures		908,355	(3,956)	123,559	112,164	(142,484)	(2,777,420)	14,124	42,819	(1,686,861)	
23	OTHER SOURCES/USES OF FUNDS											
24	OTHER SOURCES OF FUNDS (7000)											
25	PERMANENT TRANSFER FROM VARIOUS FUNDS											
26	Abolishment the Working Cash Fund <sup>16</sup>	7110										
27	Abatement of the Working Cash Fund <sup>16</sup>	7110										
28	Transfer of Working Cash Fund Interest	7120										
29	Transfer Among Funds	7130										
30	Transfer of Interest	7140										
31	Transfer from Capital Projects Fund to O&M Fund	7150		0								
32	Transfer of Excess Fire Prev & Safety Tax & Interest <sup>3</sup> Proceeds to O&M Fund	7160		0								
33	Transfer of Excess Accumulated Fire Prev & Safety Bond and Int <sup>3a</sup> Proceeds to Debt Service Fund	7170			0							
34	SALE OF BONDS (7200)											
35	Principal on Bonds Sold <sup>4</sup>	7210										
36	Premium on Bonds Sold	7220										
37	Accrued Interest on Bonds Sold	7230										
38	Sale or Compensation for Fixed Assets <sup>5</sup>	7300										
39	Transfer to Debt Service to Pay Principal on GASB 87 Leases	7400			0							
40	Transfer to Debt Service to Pay Interest on GASB 87 Leases	7500			0							
41	Transfer to Debt Service Fund to Pay Principal on Revenue Bonds	7600			0							
42	Transfer to Debt Service Fund to Pay Interest on Revenue Bonds	7700			0							
43	Transfer to Capital Projects Fund	7800						0				
44	ISBE Loan Proceeds	7900										
45	Other Sources Not Classified Elsewhere	7990										
46	Total Other Sources of Funds <sup>8</sup>		0	0	0	0	0	0	0	0	0	
47	OTHER USES OF FUNDS (8000)											
48	TRANSFER TO VARIOUS OTHER FUNDS (8100)											
49	Abolishment or Abatement of the Working Cash Fund <sup>16</sup>	8110							0			
50	Transfer of Working Cash Fund Interest	8120							0			
51	Transfer Among Funds	8130										
52	Transfer of Interest <sup>6</sup>	8140										
53	Transfer from Capital Projects Fund to O&M Fund	8150										
54	Transfer of Excess Fire Prev & Safety Tax & Interest <sup>3</sup> Proceeds to O&M Fund	8160										
55	Transfer of Excess Accumulated Fire Prev & Safety Bond <sup>3a</sup> and Int Proceeds to Debt Service Fund	8170										
56												

	A	B	C	D	E	F	G	H	I	J	K	L
1	<b>Begin entering data on EstRev 6-11 and EstExp 12-20 tabs.</b>											
2	<b>Description: Enter Whole Numbers Only</b>	<b>Acct #</b>	<b>(10) Educational</b>	<b>(20) Operations &amp; Maintenance</b>	<b>(30) Debt Service</b>	<b>(40) Transportation</b>	<b>(50) Municipal Retirement/ Social Security</b>	<b>(60) Capital Projects</b>	<b>(70) Working Cash</b>	<b>(80) Tort</b>	<b>(90) Fire Prevention &amp; Safety</b>	
57	Taxes Pledged to Pay Principal on GASB 87 Leases	8410										
58	Grants/Reimbursements Pledged to Pay Principal on GASB 87 Leases	8420										
59	Other Revenues Pledged to Pay Principal on GASB 87 Leases	8430										
60	Fund Balance Transfers Pledged to Pay Principal on GASB 87 Leases	8440										
61	Taxes Pledged to Pay Interest on GASB 87 Leases	8510										
62	Grants/Reimbursements Pledged to Pay Interest on GASB 87 Leases	8520										
63	Other Revenues Pledged to Pay Interest on GASB 87 Leases	8530										
64	Fund Balance Transfers Pledged to Pay Interest on GASB 87 Leases	8540										
65	Taxes Pledged to Pay Principal on Revenue Bonds	8610										
66	Grants/Reimbursements Pledged to Pay Principal on Revenue Bonds	8620										
67	Other Revenues Pledged to Pay Principal on Revenue Bonds	8630										
68	Fund Balance Transfers Pledged to Pay Principal on Revenue Bonds	8640										
69	Taxes Pledged to Pay Interest on Revenue Bonds	8710										
70	Grants/Reimbursements Pledged to Pay Interest on Revenue Bonds	8720										
71	Other Revenues Pledged to Pay Interest on Revenue Bonds	8730										
72	Fund Balance Transfers Pledged to Pay Interest on Revenue Bonds	8740										
73	Taxes Transferred to Pay for Capital Projects	8810										
74	Grants/Reimbursements Pledged to Pay for Capital Projects	8820										
75	Other Revenues Pledged to Pay for Capital Projects	8830										
76	Fund Balance Transfers Pledged to Pay for Capital Projects	8840										
77	Transfer to Debt Service Fund to Pay Principal on ISBE Loans	8910										
78	Other Uses Not Classified Elsewhere	8990										
79	<b>Total Other Uses of Funds <sup>9</sup></b>		0	0	0	0	0	0	0	0	0	
80	<b>Total Other Sources/Uses of Fund</b>		0	0	0	0	0	0	0	0	0	
81	<b>ESTIMATED ENDING FUND BALANCE (without Student Activity Funds) as of June 30, 2025</b>		17,338,892	2,124,658	944,044	1,957,117	1,042,662	3,101,410	618,484	520,674	126,934	
82												
83	<b>Student Activity (Fund 11) ESTIMATED BEGINNING FUND BALANCE as of July 1, 2024</b>		17,644									
84	<b>RECEIPTS/REVENUES (For Student Activity Funds)</b>											
85	<b>Total Student Activity Direct Receipts/Revenues (Local Sources)</b>	1799	0									
86	<b>DISBURSEMENTS/EXPENDITURES (For Student Activity Funds)</b>											
87	<b>Total Student Activity Direct Disbursements/Expenditures</b>	1999	0									
88	<b>Excess of Direct Receipts/Revenues Over (Under) Direct Disbursements/Expenditures</b>		0									
89	<b>Student Activity ESTIMATED ENDING FUND BALANCE as of June 30, 2025</b>		17,644									
90												
91	<b>Total ESTIMATED BEGINNING FUND BALANCE (All Sources Including Student Activity Funds) as of July 1, 2024</b>		16,448,181	2,128,614	820,485	1,844,953	1,185,146	5,878,830	604,360	477,855	1,813,795	
92	<b>RECEIPTS/REVENUES (All Sources with Student Activity Funds)</b>											
93	<b>LOCAL SOURCES</b>	1000	24,308,128	2,461,662	1,841,059	1,182,164	496,805	367,400	14,124	236,819	171,409	
94	<b>FLOW-THROUGH RECEIPTS/REVENUES FROM ONE DISTRICT TO ANOTHER DISTRICT</b>	2000	0	0		0	0					
95	<b>STATE SOURCES</b>	3000	1,211,000	0	0	580,000	0	0	0	0	50,000	
96	<b>FEDERAL SOURCES</b>	4000	865,430	0	0	0	0	0	0	0	0	
97	<b>Total Direct Receipts/Revenues <sup>8</sup></b>		26,384,558	2,461,662	1,841,059	1,762,164	496,805	367,400	14,124	236,819	221,409	
98	<b>Receipts/Revenues for "On Behalf" Payments <sup>2</sup></b>	3998	0	0	0	0	0	0		0	0	
99	<b>Total Receipts/Revenues</b>		26,384,558	2,461,662	1,841,059	1,762,164	496,805	367,400	14,124	236,819	221,409	
100	<b>DISBURSEMENTS/EXPENDITURES (All Sources with Student Activity Funds)</b>											
101	<b>INSTRUCTION</b>	1000	15,969,178				269,873			0		
102	<b>SUPPORT SERVICES</b>	2000	6,396,888	2,465,618		1,650,000	369,416	3,144,820		194,000	1,908,270	
103	<b>COMMUNITY SERVICES</b>	3000	1,800	0		0	0			0		
104	<b>PAYMENTS TO OTHER DISTRICTS &amp; GOVT UNITS</b>	4000	3,108,337	0	0	0	0	0		0	0	
105	<b>DEBT SERVICES</b>	5000	0	0	1,717,500	0	0			0	0	
106	<b>PROVISION FOR CONTINGENCIES</b>	6000	0	0	0	0	0	0		0	0	
107	<b>Total Direct Disbursements/Expenditures <sup>9</sup></b>		25,476,203	2,465,618	1,717,500	1,650,000	639,289	3,144,820		194,000	1,908,270	
108	<b>Disbursements/Expenditures for "On Behalf" Payments <sup>2</sup></b>	4180	0	0	0	0	0	0		0	0	

	A	B	C	D	E	F	G	H	I	J	K	L
1	<i>Begin entering data on EstRev 6-11 and EstExp 12-20 tabs.</i>											
2	Description: Enter Whole Numbers Only	Acct #	(10) Educational	(20) Operations & Maintenance	(30) Debt Service	(40) Transportation	(50) Municipal Retirement/ Social Security	(60) Capital Projects	(70) Working Cash	(80) Tort	(90) Fire Prevention & Safety	
109	Total Disbursements/Expenditures		25,476,203	2,465,618	1,717,500	1,650,000	639,289	3,144,820		194,000	1,908,270	
110	Excess of Direct Receipts/Revenues Over (Under) Direct Disbursements/Expenditures		908,355	(3,956)	123,559	112,164	(142,484)	(2,777,420)	14,124	42,819	(1,686,861)	
111	OTHER SOURCES/USES OF FUNDS											
112	OTHER SOURCES OF FUNDS (7000)											
113	Total Other Sources of Funds <sup>8</sup>		0	0	0	0	0	0	0	0	0	
114	OTHER USES OF FUNDS (8000)											
116	Total Other Uses of Funds <sup>9</sup>		0	0	0	0	0	0	0	0	0	
117	Total Other Sources/Uses of Fund		0	0	0	0	0	0	0	0	0	
118	ESTIMATED ENDING FUND BALANCE (All Sources with Student Activity Funds) as of June 30, 2025		17,356,536	2,124,658	944,044	1,957,117	1,042,662	3,101,410	618,484	520,674	126,934	
119	SUMMARY OF EXPENDITURES Without Student Activity Funds (by Major Object)											
120												
121	Description	Acct #	(10) Educational	(20) Operations & Maintenance	(30) Debt Service	(40) Transportation	(50) Municipal Retirement/ Social Security	(60) Capital Projects	(70) Working Cash	(80) Tort	(90) Fire Prevention & Safety	Total By Object
122	Object Name											
124	Salaries	100	16,453,404	573,222		0		0		0	0	17,026,626
125	Employee Benefits	200	2,931,403	90,246		0	639,289	0		0	0	3,660,938
126	Purchased Services	300	1,123,009	1,131,700	0	1,650,000		221,318		194,000	137,500	4,457,527
127	Supplies & Materials	400	1,094,650	515,950		0		0		0	0	1,610,600
128	Capital Outlay	500	281,100	148,500		0		2,923,502		0	1,770,770	5,123,872
129	Other Objects	600	3,009,458	1,000	1,717,500	0	0	0		0	0	4,727,958
130	Non-Capitalized Equipment	700	177,750	5,000		0		0		0	0	182,750
131	Termination Benefits	800	405,429	0		0				0		405,429
132	Total Expenditures		25,476,203	2,465,618	1,717,500	1,650,000	639,289	3,144,820		194,000	1,908,270	37,195,700

	A	B	C	D	E	F	G	H	I	J	K
			(10)	(20)	(30)	(40)	(50)	(60)	(70)	(80)	(90)
	Description: Enter Whole Numbers Only	Acct #	Educational	Operations & Maintenance	Debt Service	Transportation	Municipal Retirement/ Social Security	Capital Projects	Working Cash	Tort	Fire Prevention & Safety
1											
2											
3	BEGINNING CASH BALANCE ON HAND (without Student Activity Funds)7 as of July 1, 2024		16,429,131	1,972,962	820,485	1,844,953	1,185,146	5,861,931	604,360	477,855	1,813,795
4	Total Direct Receipts & Other Sources <sup>8</sup>		26,384,558	2,461,662	1,841,059	1,762,164	496,805	367,400	14,124	236,819	221,409
5	OTHER RECEIPTS										
6	Interfund Loans Payable (Loans from Other Funds)	411									
7	Interfund Loans Receivable (Repayment of Loans)	141									
8	Notes and Warrants Payable	433									
9	Other Current Assets	199									
10	Total Other Receipts		0	0	0	0	0	0	0	0	0
11	Total Direct Receipts, Other Sources, & Other Receipts		26,384,558	2,461,662	1,841,059	1,762,164	496,805	367,400	14,124	236,819	221,409
12	Total Amount Available		42,813,689	4,434,624	2,661,544	3,607,117	1,681,951	6,229,331	618,484	714,674	2,035,204
13	Total Direct Disbursements & Other Uses <sup>9</sup>		25,476,203	2,465,618	1,717,500	1,650,000	639,289	3,144,820	0	194,000	1,908,270
14	OTHER DISBURSEMENTS										
15	Interfund Loans Receivable (Loans to Other Funds) <sup>10</sup>	141									
16	Interfund Loans Payable (Repayment of Loans)	411									
17	Notes and Warrants Payable	433									
18	Other Current Liabilities	499									
19	Total Other Disbursements		0	0	0	0	0	0	0	0	0
20	Total Direct Disbursements, Other Uses, & Other Disbursements		25,476,203	2,465,618	1,717,500	1,650,000	639,289	3,144,820	0	194,000	1,908,270
21	ENDING CASH BALANCE ON HAND (without Student Activity Funds) as of June 30, 2025		17,337,486	1,969,006	944,044	1,957,117	1,042,662	3,084,511	618,484	520,674	126,934
22											
23	Activity Funds BEGINNING CASH BALANCE ON HAND7 as of July 1, 2024		17,644								
24	Total Direct Receipts & Other Sources <sup>8</sup>		0								
25	Total Amount Available		17,644								
26	Total Direct Disbursements & Other Uses <sup>9</sup>		0								
27	Activity funds ENDING CASH BALANCE ON HAND7 as of June 30, 2025		17,644								
28											
29	Total BEGINNING CASH BALANCE ON HAND (with Student Activity Funds)7 as of July 1, 2024		16,446,775	1,972,962	820,485	1,844,953	1,185,146	5,861,931	604,360	477,855	1,813,795
30	Total Direct Receipts & Other Sources <sup>8</sup>		26,384,558	2,461,662	1,841,059	1,762,164	496,805	367,400	14,124	236,819	221,409
31	Total Other Receipts		0	0	0	0	0	0	0	0	0
32	Total Direct Receipts, Other Sources, & Other Receipts		26,384,558	2,461,662	1,841,059	1,762,164	496,805	367,400	14,124	236,819	221,409
33	Total Amount Available		42,831,333	4,434,624	2,661,544	3,607,117	1,681,951	6,229,331	618,484	714,674	2,035,204
34	Total Direct Disbursements & Other Uses <sup>9</sup>		25,476,203	2,465,618	1,717,500	1,650,000	639,289	3,144,820	0	194,000	1,908,270
35	Total Other Disbursements		0	0	0	0	0	0	0	0	0
36	Total Direct Disbursements, Other Uses, & Other Disbursements		25,476,203	2,465,618	1,717,500	1,650,000	639,289	3,144,820	0	194,000	1,908,270
37	Total ENDING CASH BALANCE ON HAND (with Student Activity Funds)7 as of June 30, 2025		17,355,130	1,969,006	944,044	1,957,117	1,042,662	3,084,511	618,484	520,674	126,934

	A	B	C	D	E	F	G	H	I	J	K
1	Description: Enter Whole Numbers Only	Acct #	(10) Educational	(20) Operations & Maintenance	(30) Debt Service	(40) Transportation	(50) Municipal Retirement/ Social Security	(60) Capital Projects	(70) Working Cash	(80) Tort	(90) Fire Prevention & Safety
2											
3	<b>RECEIPTS/REVENUES FROM LOCAL SOURCES (1000)</b>										
4	<b>AD VALOREM TAXES LEVIED BY LOCAL EDUCATION AGENCY</b>	<b>1100</b>									
5	Designated Purposes Levies <sup>11</sup> (1110-1120)	-	22,028,838	2,147,167	1,820,059	1,070,664	102,593		824	203,619	127,409
6	Leasing Purposes Levy <sup>12</sup>	1130									
7	Special Education Purposes Levy	1140	407,974								
8	FICA and Medicare Only Levies	1150					306,112				
9	Area Vocational Construction Purposes Levy	1160									
10	Summer School Purposes Levy	1170									
11	Other Tax Levies <i>(Describe &amp; Itemize)</i>	1190	217,288								
12	<b>Total Ad Valorem Taxes Levied by District</b>		<b>22,654,100</b>	<b>2,147,167</b>	<b>1,820,059</b>	<b>1,070,664</b>	<b>408,705</b>	<b>0</b>	<b>824</b>	<b>203,619</b>	<b>127,409</b>
13	<b>PAYMENTS IN LIEU OF TAXES</b>	<b>1200</b>									
14	Mobile Home Privilege Tax	1210									
15	Payments from Local Housing Authority	1220									
16	Corporate Personal Property Replacement Taxes <sup>13</sup>	1230	460,000	40,000		70,000	60,000	250,000		20,000	
17	Other Payments in Lieu of Taxes <i>(Describe &amp; Itemize)</i>	1290									
18	<b>Total Payments in Lieu of Taxes</b>		<b>460,000</b>	<b>40,000</b>	<b>0</b>	<b>70,000</b>	<b>60,000</b>	<b>250,000</b>	<b>0</b>	<b>20,000</b>	<b>0</b>
19	<b>TUITION</b>	<b>1300</b>									
20	Regular Tuition from Pupils or Parents (In State)	1311	150,000								
21	Regular Tuition from Other Districts (In State)	1312									
22	Regular Tuition from Other Sources (In State)	1313	21,161								
23	Regular Tuition from Other Sources (Out of State)	1314									
24	Summer School Tuition from Pupils or Parents (In State)	1321	48,000								
25	Summer School Tuition from Other Districts (In State)	1322	0								
26	Summer School Tuition from Other Sources (In State)	1323	0								
27	Summer School Tuition from Other Sources (Out of State)	1324									
28	CTE Tuition from Pupils or Parents (In State)	1331									
29	CTE Tuition from Other Districts (In State)	1332									
30	CTE Tuition from Other Sources (In State)	1333									
31	CTE Tuition from Other Sources (Out of State)	1334									
32	Special Education Tuition from Pupils or Parents (In State)	1341									
33	Special Education Tuition from Other Districts (In State)	1342									
34	Special Education Tuition from Other Sources (In State)	1343									
35	Special Education Tuition from Other Sources (Out of State)	1344									
36	Adult Tuition from Pupils or Parents (In State)	1351									
37	Adult Tuition from Other Districts (In State)	1352									
38	Adult Tuition from Other Sources (In State)	1353									
39	Adult Tuition from Other Sources (Out of State)	1354									
40	<b>Total Tuition</b>		<b>219,161</b>								
41	<b>TRANSPORTATION FEES</b>	<b>1400</b>									
42	Regular Transportation Fees from Pupils or Parents (In State)	1411				0					
43	Regular Transportation Fees from Other Districts (In State)	1412									
44	Regular Transportation Fees from Other Sources (In State)	1413									
45	Regular Transportation Fees from Co-curricular Activities (In State)	1415				0					
46	Regular Transportation Fees from Other Sources (Out of State)	1416									
47	Summer School Transportation Fees from Pupils or Parents (In State)	1421									
48	Summer School Transportation Fees from Other Districts (In State)	1422									
49	Summer School Transportation Fees from Other Sources (In State)	1423									
50	Summer School Transportation Fees from Other Sources (Out of State)	1424									
51	CTE Transportation Fees from Pupils or Parents (In State)	1431									
52	CTE Transportation Fees from Other Districts (In State)	1432									
53	CTE Transportation Fees from Other Sources (In State)	1433									
54	CTE Transportation Fees from Other Sources (Out of State)	1434									
55	Special Education Transportation Fees from Pupils or Parents (In State)	1441									
56	Special Education Transportation Fees from Other Districts (In State)	1442									
57	Special Education Transportation Fees from Other Sources (In State)	1443									
58	Special Education Transportation Fees from Other Sources (Out of State)	1444									
59	Adult Transportation Fees from Pupils or Parents (In State)	1451									
60	Adult Transportation Fees from Other Districts (In State)	1452									

79

	A	B	C	D	E	F	G	H	I	J	K
1	Description: Enter Whole Numbers Only	Acct #	(10) Educational	(20) Operations & Maintenance	(30) Debt Service	(40) Transportation	(50) Municipal Retirement/ Social Security	(60) Capital Projects	(70) Working Cash	(80) Tort	(90) Fire Prevention & Safety
2											
61	Adult Transportation Fees from Other Sources (In State)	1453									
62	Adult Transportation Fees from Other Sources (Out of State)	1454									
63	<b>Total Transportation Fees</b>					0					
64	<b>EARNINGS ON INVESTMENTS</b>	1500									
65	Interest on Investments	1510	393,000	53,500	21,000	41,500	28,100	117,400	13,300	13,200	44,000
66	Gain or Loss on Sale of Investments	1520									
67	<b>Total Earnings on Investments</b>		393,000	53,500	21,000	41,500	28,100	117,400	13,300	13,200	44,000
68	<b>FOOD SERVICE</b>	1600									
69	Sales to Pupils - Lunch	1611	210,000								
70	Sales to Pupils - Breakfast	1612									
71	Sales to Pupils - A la Carte	1613									
72	Sales to Pupils - Other (Describe & Itemize)	1614									
73	Sales to Adults	1620									
74	Other Food Service (Describe & Itemize)	1690									
75	<b>Total Food Service</b>		210,000								
76	<b>DISTRICT/SCHOOL ACTIVITY INCOME</b>	1700									
77	Admissions - Athletic	1711									
78	Admissions - Other	1719									
79	Fees	1720	78,700								
80	Book Store Sales	1730	7,500								
81	Other District/School Activity Revenue (Describe & Itemize)	1790	30,000								
82	Student Activity Fund Revenues	1799									
83	<b>Total District/School Activity Income (without Student Activity Funds 1799)</b>		116,200	0							
84	<b>Total District/School Activity Income (with Student Activity Funds 1799)</b>		116,200								
85	<b>TEXTBOOK INCOME</b>	1800									
86	Textbook Rentals - Regular Textbooks	1811	50,000								
87	Textbook Rentals - Summer School Textbooks	1812	45,000								
88	Textbook Rentals - Adult/Continuing Education Textbooks	1813	8,000								
89	Textbook Rentals - Other (Describe & Itemize)	1819									
90	Textbook Sales - Regular Textbooks	1821									
91	Textbook Sales - Summer School	1822									
92	Textbook Sales - Adult/Continuing Education	1823									
93	Textbook Sales - Other (Describe & Itemize)	1829									
94	Other Textbook Income (Describe & Itemize)	1890	15								
95	<b>Total Textbooks</b>		103,015								
96	<b>OTHER REVENUE FROM LOCAL SOURCES</b>	1900									
97	Rentals	1910		215,995							
98	Contributions and Donations from Private Sources	1920	48,950								
99	Impact Fees from Municipal or County Governments	1930									
100	Services Provided Other Districts	1940	0	0							
101	Refund of Prior Years' Expenditures	1950	49,120							0	
102	Payments of Surplus Moneys from TIF Districts	1960	0								
103	Drivers' Education Fees	1970									
104	Proceeds from Vendors' Contracts	1980		5,000							
105	School Facility Occupation Tax Proceeds	1983									
106	Payment from Other Districts	1991	28,500								
107	Sale of Vocational Projects	1992									
108	Other Local Fees (Describe & Itemize)	1993									
109	Other Local Revenues (Describe & Itemize)	1999	26,082	0	0	0	0	0	0	0	0
110	<b>Total Other Revenue from Local Sources</b>		152,652	220,995	0	0	0	0	0	0	0
111	<b>Total Receipts/Revenues from Local Sources (without Student Activity Funds 1799)</b>	1000	24,308,128	2,461,662	1,841,059	1,182,164	496,805	367,400	14,124	236,819	171,409
112	<b>Total Receipts/Revenues from Local Sources (with Student Activity Funds 1799)</b>		24,308,128								
113	<b>FLOW-THROUGH RECEIPTS/REVENUES FROM ONE DISTRICT TO ANOTHER DISTRICT (2000)</b>										
114	Flow-Through Revenue from State Sources	2100			80						
115	Flow-Through Revenue from Federal Sources	2200									



	A	B	C	D	E	F	G	H	I	J	K
1	Description: Enter Whole Numbers Only	Acct #	(10) Educational	(20) Operations & Maintenance	(30) Debt Service	(40) Transportation	(50) Municipal Retirement/ Social Security	(60) Capital Projects	(70) Working Cash	(80) Tort	(90) Fire Prevention & Safety
2											
116	Other Flow-Through Revenue <i>(Describe &amp; Itemize)</i>	2300									
117	<b>Total Flow-Through Receipts/Revenues From One District to Another District</b>	<b>2000</b>	0	0		0	0				
118	<b>RECEIPTS/REVENUES FROM STATE SOURCES (3000)</b>										
119	<b>UNRESTRICTED GRANTS-IN-AID (3001-3099)</b>										
120	Evidence Based Funding Formula (Section 18-8.15)	3001	1,160,000								
121	Reorganization Incentives (Accounts 3005-3021)	3005									
122	Fast Growth District Grants	3030									
123	Other Unrestricted Grants-In-Aid From State Sources <i>(Describe &amp; Itemize)</i>	3099									
124	<b>Total Unrestricted Grants-In-Aid</b>		1,160,000	0	0	0	0	0		0	0
125	<b>RESTRICTED GRANTS-IN-AID (3100-3900)</b>										
126	<b>SPECIAL EDUCATION</b>										
127	Special Education - Private Facility Tuition	3100	35,000								
128	Special Education - Funding for Children Requiring Sp Ed Services	3105	0								
129	Special Education - Personnel	3110	0								
130	Special Education - Orphanage - Individual	3120	15,000								
131	Special Education - Orphanage - Summer Individual	3130	0								
132	Special Education - Summer School	3145	0								
133	Special Education - Other <i>(Describe &amp; Itemize)</i>	3199									
134	<b>Total Special Education</b>		50,000	0		0					
135	<b>CAREER AND TECHNICAL EDUCATION (CTE)</b>										
136	CTE - Technical Education - Tech Prep	3200									
137	CTE - Secondary Program Improvement (CTEI)	3220									
138	CTE - WECEP	3225									
139	CTE - Agriculture Education	3235									
140	CTE - Instructor Practicum	3240									
141	CTE - Student Organizations	3270									
142	CTE - Other <i>(Describe &amp; Itemize)</i>	3299									
143	<b>Total Career and Technical Education</b>		0	0			0				
144	<b>BILINGUAL EDUCATION</b>										
145	Bilingual Education - Downstate - TPI and TBE	3305	0								
146	Bilingual Education - Downstate - Transitional Bilingual Education	3310									
147	<b>Total Bilingual Education</b>		0				0				
148	State Free Lunch & Breakfast	3360									
149	School Breakfast Initiative	3365									
150	Driver Education	3370									
151	Adult Education (from ICCB)	3410									
152	Adult Education - Other <i>(Describe &amp; Itemize)</i>	3499									
153	<b>TRANSPORTATION</b>										
154	Transportation - Regular and Vocational	3500				230,000					
155	Transportation - Special Education	3510				350,000					
156	Transportation - Other <i>(Describe &amp; Itemize)</i>	3599									
157	<b>Total Transportation</b>		0	0		580,000	0				
158	Learning Improvement - Change Grants	3610	0								
159	Scientific Literacy	3660									
160	Truant Alternative/Optional Education	3695									
161	Early Childhood - Block Grant	3705									
162	Chicago General Education Block Grant	3766									
163	Chicago Educational Services Block Grant	3767									
164	School Safety & Educational Improvement Block Grant	3775									
165	Technology - Technology for Success	3780	1,000								
166	State Charter Schools	3815									
167	Extended Learning Opportunities - Summer Bridges	3825									
168	Infrastructure Improvements - Planning/Construction	3920									
169	School Infrastructure - Maintenance Projects	3925		0							50,000
170	Other Restricted Revenue from State Sources <i>(Describe &amp; Itemize)</i>	3999	0	0							
171	<b>Total Restricted Grants-In-Aid</b>		51,000	0	81 0	580,000	0	0	0	0	50,000
172	<b>Total Receipts/Revenues from State Sources</b>	<b>3000</b>	1,211,000	0	0	580,000	0	0	0	0	50,000

	A	B	C	D	E	F	G	H	I	J	K
1	Description: Enter Whole Numbers Only	Acct #	(10) Educational	(20) Operations & Maintenance	(30) Debt Service	(40) Transportation	(50) Municipal Retirement/ Social Security	(60) Capital Projects	(70) Working Cash	(80) Tort	(90) Fire Prevention & Safety
2											
173	<b>RECEIPTS/REVENUES FROM FEDERAL SOURCES (4000)</b>										
174	<b>UNRESTRICTED GRANTS-IN-AID RECEIVED DIRECTLY FROM FEDERAL GOVT. (4001-4009)</b>										
175	Federal Impact Aid	4001									
176	Other Unrestricted Grants-In-Aid Received from Fed. Govt. <i>(Describe &amp; Itemize)</i>	4009									
177	<b>Total Unrestricted Grants-In-Aid Received Directly from Fed Govt</b>		0	0	0	0	0	0	0	0	0
178	<b>RESTRICTED GRANTS-IN-AID RECEIVED DIRECTLY FROM FEDERAL GOVT (4045-4090)</b>										
179	Head Start	4045									
180	Construction (Impact Aid)	4050									
181	MAGNET	4060									
182	Other Restricted Grants-In-Aid Received from Fed. Govt. <i>(Describe &amp; Itemize)</i>	4090	0								
183	<b>Total Restricted Grants-In-Aid Received Directly from Federal Govt.</b>		0	0		0	0	0			0
184	<b>RESTRICTED GRANTS-IN-AID RECEIVED FROM FEDERAL GOVT. THRU THE STATE (4100-4999)</b>										
185	<b>TITLE V</b>										
186	Title V - Flexibility and Accountability	4100									
187	Title V - SEA Projects	4105									
188	Title V - Rural Education Initiative (REI)	4107									
189	Title V - Other <i>(Describe &amp; Itemize)</i>	4199									
190	<b>Total Title V</b>		0	0		0	0				
191	<b>FOOD SERVICE</b>										
192	Breakfast Start-Up Expansion	4200									
193	National School Lunch Program	4210									
194	Special Milk Program	4215	17,500								
195	School Breakfast Program	4220									
196	Summer Food Service Admin/Program	4225									
197	Child and Adult Care Food Program	4226									
198	Fresh Fruit and Vegetables	4240									
199	Food Service - Other <i>(Describe &amp; Itemize)</i>	4299									
200	<b>Total Food Service</b>		17,500				0				
201	<b>TITLE I</b>										
202	Title I - Low Income	4300	280,000								
203	Title I - Low Income - Neglected, Private	4305	131,000								
204	Title I - Migrant Education	4340									
205	Title I - Other <i>(Describe &amp; Itemize)</i>	4399									
206	<b>Total Title I</b>		411,000	0		0	0				
207	<b>TITLE IV</b>										
208	Title IV - Student Support & Academic Enrichment Grant	4400									
209	Title IV - Part A - Student Support & Academic Enrichment Grants Safe and Drug Free Schools	4415									
210	Title IV - 21st Century	4421									
211	Title IV - Other <i>(Describe &amp; Itemize)</i>	4499									
212	<b>Total Title IV</b>		0	0		0	0				
213	<b>FEDERAL - SPECIAL EDUCATION</b>										
214	Federal Special Education - Preschool Flow-Through	4600	10,000								
215	Federal Special Education - Preschool Discretionary	4605									
216	Federal Special Education - IDEA Flow Through	4620	290,000								
217	Federal Special Education - IDEA Room & Board	4625	100,000								
218	Federal Special Education - IDEA Discretionary	4630									
219	Federal Special Education - IDEA - Other <i>(Describe &amp; Itemize)</i>	4699									
220	<b>Total Federal Special Education</b>		400,000	0		0	0				
221	<b>CTE - PERKINS</b>										
222	CTE - Perkins-Title IIIIE Tech Prep	4770									
223	CTE - Other <i>(Describe &amp; Itemize)</i>	4799									
224	<b>Total CTE - Perkins</b>		0	0			0				
225	Federal - Adult Education	4810									
226	ARRA - General State Aid - Education Stabilization	4850									

82

	A	B	C	D	E	F	G	H	I	J	K
1											
2	Description: Enter Whole Numbers Only	Acct #	(10) Educational	(20) Operations & Maintenance	(30) Debt Service	(40) Transportation	(50) Municipal Retirement/ Social Security	(60) Capital Projects	(70) Working Cash	(80) Tort	(90) Fire Prevention & Safety
227	ARRA - Title I - Low Income	4851									
228	ARRA - Title I - Neglected, Private	4852									
229	ARRA - Title I - Delinquent, Private	4853									
230	ARRA - Title I - School Improvement (Part A)	4854									
231	ARRA - Title I - School Improvement (Section 1003g)	4855									
232	ARRA - IDEA - Part B - Preschool	4856									
233	ARRA - IDEA - Part B - Flow-Through	4857									
234	ARRA - Title IID - Technology - Formula	4860									
235	ARRA - Title IID - Technology - Competitive	4861									
236	ARRA - McKinney - Vento Homeless Education	4862									
237	ARRA - Child Nutrition Equipment Assistance	4863									
238	Impact Aid Formula Grants	4864									
239	Impact Aid Competitive Grants	4865									
240	Qualified Zone Academy Bond Tax Credits	4866									
241	Qualified School Construction Bond Credits	4867									
242	Build America Bond Tax Credits	4868									
243	Build America Bond Interest Reimbursement	4869									
244	ARRA - General State Aid - Other Government Services Stabilization	4870									
245	Other ARRA Funds - II	4871									
246	Other ARRA Funds - III	4872									
247	Other ARRA Funds - IV	4873									
248	Other ARRA Funds - V	4874									
249	ARRA - Early Childhood	4875									
250	Other ARRA Funds - VII	4876									
251	Other ARRA Funds - VIII	4877									
252	Other ARRA Funds - IX	4878									
253	Other ARRA Funds - X	4879									
254	Other ARRA Funds - Ed Job Fund Program	4880									
255	<b>Total Stimulus Programs</b>		0	0	0	0	0	0		0	0
256	Race to the Top Program	4901									
257	Race to the Top - Preschool Expansion Grant	4902									
258	Title III - Instruction for English Learners & Immigrant Students	4905									
259	Title III - English Language Acquisition	4909	24,000								
260	McKinney Education for Homeless Children	4920									
261	Title II - Eisenhower - Professional Development Formula	4930	0								
262	Title II - Teacher Quality	4932	0								
263	Title II - Part A - Supporting Effective Instruction - State Grants	4935	0								
264	Federal Charter Schools	4960									
265	State Assessment Grants	4981									
266	Grant for State Assessments and Related Activities	4982									
267	Medicaid Matching Funds - Administrative Outreach	4991									
268	Medicaid Matching Funds - Fee-For-Service Program	4992	0								
269	Other Restricted Grants Received from Fed. Govt. thru State (Describe & Itemize)	4998	12,930	0				0			
270	<b>Total Restricted Grants-In-Aid Received from Federal Govt. Thru the State</b>		865,430	0	0	0	0	0		0	0
271	<b>TOTAL RECEIPTS/REVENUES FROM FEDERAL SOURCES</b>	4000	865,430	0	0	0	0	0	0	0	0
272	<b>TOTAL DIRECT RECEIPTS/REVENUES (without Student Activity Funds 1799)</b>		26,384,558	2,461,662	1,841,059	1,762,164	496,805	367,400	14,124	236,819	221,409
273	<b>TOTAL DIRECT RECEIPTS/REVENUES (with Student Activity Funds 1799)</b>		26,384,558								

	A	B	C	D	E	F	G	H	I	J	K
1	Description: Enter Whole Numbers Only	Funct #	(100) Salaries	(200) Employee Benefits	(300) Purchased Services	(400) Supplies & Materials	(500) Capital Outlay	(600) Other Objects	(700) Non-Capitalized Equipment	(800) Termination Benefits	(900) Total
2											
3	<b>10 - EDUCATIONAL FUND (ED)</b>										
4	<b>INSTRUCTION (ED)</b>	<b>1000</b>									
5	Regular Programs	1100	7,969,771	1,358,578	310,380	678,850	265,600	750	168,500	405,429	11,157,858
6	Tuition Payment to Charter Schools	1115									0
7	Pre-K Programs	1125	251,109	68,547	2,000	5,200	0		750		327,606
8	Special Education Programs (Functions 1200 - 1220)	1200	1,572,954	287,312	2,000	3,750	4,000	0	3,000		1,873,016
9	Special Education Programs Pre-K	1225									0
10	Remedial and Supplemental Programs K-12	1250	629,107	107,809	90,000	46,875	0		0		873,791
11	Remedial and Supplemental Programs Pre-K	1275									0
12	Adult/Continuing Education Programs	1300									0
13	CTE Programs	1400									0
14	Interscholastic Programs	1500	111,000	1,390		7,250	1,500	3,800			124,940
15	Summer School Programs	1600	72,000	1,270	0	3,000					76,270
16	Gifted Programs	1650	563,324	117,074	0	4,375					684,773
17	Driver's Education Programs	1700									0
18	Bilingual Programs	1800	708,394	130,855	3,750	7,925	0	0	0		850,924
19	Truant Alternative & Optional Programs	1900									0
20	Pre-K Programs - Private Tuition	1910									0
21	Regular K-12 Programs Private Tuition	1911									0
22	Special Education Programs K-12 Private Tuition	1912									0
23	Special Education Programs Pre-K Tuition	1913									0
24	Remedial/Supplemental Programs K-12 Private Tuition	1914									0
25	Remedial/Supplemental Programs Pre-K Private Tuition	1915									0
26	Adult/Continuing Education Programs Private Tuition	1916									0
27	CTE Programs Private Tuition	1917									0
28	Interscholastic Programs Private Tuition	1918									0
29	Summer School Programs Private Tuition	1919									0
30	Gifted Programs Private Tuition	1920									0
31	Bilingual Programs Private Tuition	1921									0
32	Truants Alternative/Opt Ed Programs Private Tuition	1922									0
33	Student Activity Fund Expenditures	1999									0
34	<b>Total Instruction<sup>14</sup> (Without Student Activity Funds 1999)</b>	<b>1000</b>	<b>11,877,659</b>	<b>2,072,835</b>	<b>408,130</b>	<b>757,225</b>	<b>271,100</b>	<b>4,550</b>	<b>172,250</b>	<b>405,429</b>	<b>15,969,178</b>
35	<b>Total Instruction<sup>14</sup> (With Student Activity Funds 1999)</b>	<b>1000</b>	<b>11,877,659</b>	<b>2,072,835</b>	<b>408,130</b>	<b>757,225</b>	<b>271,100</b>	<b>4,550</b>	<b>172,250</b>	<b>405,429</b>	<b>15,969,178</b>
36	<b>SUPPORT SERVICES (ED)</b>	<b>2000</b>									
37	<b>Support Services - Pupil</b>	<b>2100</b>									
38	Attendance & Social Work Services	2110	424,837	38,967	900	2,100					466,804
39	Guidance Services	2120									0
40	Health Services	2130	200,910	40,565	31,000	5,400	1,300	750	1,500		281,425
41	Psychological Services	2140	191,817	15,092	4,300	1,575					212,784
42	Speech Pathology & Audiology Services	2150	260,752	41,125	58,700	1,550					362,127
43	Other Support Services - Pupils (Describe & Itemize)	2190	90,000	900							90,900
44	<b>Total Support Services - Pupil</b>	<b>2100</b>	<b>1,168,316</b>	<b>136,649</b>	<b>94,900</b>	<b>10,625</b>	<b>1,300</b>	<b>750</b>	<b>1,500</b>	<b>0</b>	<b>1,414,040</b>
45	<b>Support Services - Instructional Staff</b>	<b>2200</b>									
46	Improvement of Instruction Services	2210	405,333	45,146	55,600	2,000	0	4,000			512,079
47	Educational Media Services	2220	294,375	31,271	0	19,900	0		0		345,546
48	Assessment & Testing	2230			0	100					100
49	<b>Total Support Services - Instructional Staff</b>	<b>2200</b>	<b>699,708</b>	<b>76,417</b>	<b>55,600</b>	<b>22,000</b>	<b>0</b>	<b>4,000</b>	<b>0</b>	<b>0</b>	<b>857,725</b>
50	<b>Support Services - General Administration</b>	<b>2300</b>									
51	Board of Education Services	2310		5,000	213,000	2,500	0	16,000			236,500
52	Executive Administration Services	2320	282,419	53,281	4,000	2,000	0	3,000			344,700
53	Special Area Administration Services	2330	157,897	42,837	1,350			300			202,384
54	Tort Immunity Services	2361, 2365									0
55	<b>Total Support Services - General Administration</b>	<b>2300</b>	<b>440,316</b>	<b>101,118</b>	<b>218,350</b>	<b>4,500</b>	<b>0</b>	<b>19,300</b>	<b>0</b>	<b>0</b>	<b>783,584</b>
56	<b>Support Services - School Administration</b>	<b>2400</b>									
57	Office of the Principal Services	2410	739,568	188,097	6,000	4,000	1,000	2,400			941,065
58	Other Support Services - School Administration (Describe & Itemize)	2490	115,935	31,368							147,303
59	<b>Total Support Services - School Administration</b>	<b>2400</b>	<b>855,503</b>	<b>219,465</b>	<b>6,000</b>	<b>4,000</b>	<b>1,000</b>	<b>2,400</b>	<b>0</b>	<b>0</b>	<b>1,088,368</b>
60	<b>Support Services - Business</b>	<b>2500</b>									
61	Direction of Business Support Services	2510	206,044	32,381			0	1,500			239,925
62	Fiscal Services	2520	252,774	69,830	117,400	5,500	0	30,000	0		475,504

	A	B	C	D	E	F	G	H	I	J	K
1	Description: Enter Whole Numbers Only	Funct #	(100) Salaries	(200) Employee Benefits	(300) Purchased Services	(400) Supplies & Materials	(500) Capital Outlay	(600) Other Objects	(700) Non-Capitalized Equipment	(800) Termination Benefits	(900) Total
2											
63	Operation & Maintenance of Plant Services	2540									0
64	Pupil Transportation Services	2550									0
65	Food Services	2560	296,643	72,232	5,000	282,000	7,000	1,500	4,000	0	668,375
66	Internal Services	2570			27,000	1,500					28,500
67	<b>Total Support Services - Business</b>	<b>2500</b>	<b>755,461</b>	<b>174,443</b>	<b>149,400</b>	<b>289,000</b>	<b>7,000</b>	<b>33,000</b>	<b>4,000</b>	<b>0</b>	<b>1,412,304</b>
68	<b>Support Services - Central</b>	<b>2600</b>									
69	Direction of Central Support Services	2610									0
70	Planning, Research, Development & Evaluation Services	2620									0
71	Information Services	2630	89,006	35,847	24,500	6,500	0	750			156,603
72	Staff Services	2640									0
73	Data Processing Services	2660	567,435	114,629	500	0	700	1,000			684,264
74	<b>Total Support Services - Central</b>	<b>2600</b>	<b>656,441</b>	<b>150,476</b>	<b>25,000</b>	<b>6,500</b>	<b>700</b>	<b>1,750</b>	<b>0</b>	<b>0</b>	<b>840,867</b>
75	<b>Other Support Services - Misc. (Describe &amp; Itemize)</b>	<b>2900</b>									0
76	<b>Total Support Services</b>	<b>2000</b>	<b>4,575,745</b>	<b>858,568</b>	<b>549,250</b>	<b>336,625</b>	<b>10,000</b>	<b>61,200</b>	<b>5,500</b>	<b>0</b>	<b>6,396,888</b>
77	<b>COMMUNITY SERVICES (ED)</b>	<b>3000</b>			1,000	800					1,800
78	<b>PAYMENTS TO OTHER DIST &amp; GOVT UNITS (ED)</b>	<b>4000</b>									
79	<b>Payments to Other Dist &amp; Govt Units (In-State)</b>	<b>4100</b>									
80	Payments for Regular Programs	4110									0
81	Payments for Special Education Programs	4120			164,629			2,896,708			3,061,337
82	Payments for Adult/Continuing Education Programs	4130									0
83	Payments for CTE Programs	4140									0
84	Payments for Community College Programs	4170									0
85	Other Payments to In-State Govt Units - Programs (Describe & Itemize)	4190									0
86	<b>Total Payments to Other Dist &amp; Govt Units (In-State)</b>	<b>4100</b>			<b>164,629</b>			<b>2,896,708</b>			<b>3,061,337</b>
87	Payments for Regular Programs - Tuition	4210									0
88	Payments for Special Education Programs - Tuition	4220									0
89	Payments for Adult/Continuing Education Programs - Tuition	4230									0
90	Payments for CTE Programs - Tuition	4240									0
91	Payments for Community College Programs - Tuition	4270									0
92	Payments for Other Programs - Tuition	4280									0
93	Other Payments to In-State Govt Units - Tuition (Describe & Itemize)	4290									0
94	<b>Total Payments to Other Dist &amp; Govt Units - Tuition (In State)</b>	<b>4200</b>						<b>0</b>			<b>0</b>
95	Payments for Regular Programs - Transfers	4310									0
96	Payments for Special Education Programs - Transfers	4320									0
97	Payments for Adult/Continuing Ed Programs - Transfers	4330						47,000			47,000
98	Payments for CTE Programs - Transfers	4340									0
99	Payments for Community College Program - Transfers	4370									0
100	Payments for Other Programs - Transfers	4380									0
101	Other Payments to In-State Govt Units - Transfers (Describe & Itemize)	4390									0
102	<b>Total Payments to Other Dist &amp; Govt Units-Transfers (In State)</b>	<b>4300</b>			<b>0</b>			<b>47,000</b>			<b>47,000</b>
103	Payments to Other Dist & Govt Units (Out of State)	4400									0
104	<b>Total Payments to Other Dist &amp; Govt Units</b>	<b>4000</b>			<b>164,629</b>			<b>2,943,708</b>			<b>3,108,337</b>
105	<b>DEBT SERVICE (ED)</b>	<b>5000</b>									
106	<b>Debt Service - Interest on Short-Term Debt</b>	<b>5100</b>									
107	Tax Anticipation Warrants	5110									0
108	Tax Anticipation Notes	5120									0
109	Corporate Personal Property Repl Tax Anticipated Notes	5130									0
110	State Aid Anticipation Certificates	5140									0
111	Other Interest on Short-Term Debt (Describe & Itemize)	5150									0
112	<b>Total Debt Service - Interest on Short-Term Debt</b>	<b>5100</b>						<b>0</b>			<b>0</b>
113	<b>Debt Service - Interest on Long-Term Debt</b>	<b>5200</b>									0
114	<b>Total Debt Service</b>	<b>5000</b>						<b>0</b>			<b>0</b>
115	<b>PROVISION FOR CONTINGENCIES (ED)</b>	<b>6000</b>									0
116	<b>Total Direct Disbursements/Expenditures (without Student Activity Funds (1999))</b>		<b>16,453,404</b>	<b>2,931,403</b>	<b>1,123,009</b>	<b>1,094,650</b>	<b>281,100</b>	<b>3,009,458</b>	<b>177,750</b>	<b>405,429</b>	<b>25,476,203</b>
117	<b>Total Direct Disbursements/Expenditures (with Student Activity Funds (1999))</b>		<b>16,453,404</b>	<b>2,931,403</b>	<b>1,123,009</b>	<b>1,094,650</b>	<b>281,100</b>	<b>3,009,458</b>	<b>177,750</b>	<b>405,429</b>	<b>25,476,203</b>
118	<b>Excess (Deficiency) of Receipts/Revenues Over Disbursements/Expenditures (without Student Activity Funds 1999)</b>										<b>908,355</b>
119	<b>Excess (Deficiency) of Receipts/Revenues Over Disbursements/Expenditures (with Student Activity Funds 1999)</b>										<b>908,355</b>

85

	A	B	C	D	E	F	G	H	I	J	K
1	Description: Enter Whole Numbers Only	Funct #	(100) Salaries	(200) Employee Benefits	(300) Purchased Services	(400) Supplies & Materials	(500) Capital Outlay	(600) Other Objects	(700) Non-Capitalized Equipment	(800) Termination Benefits	(900) Total
120											
121	<b>20 - OPERATIONS AND MAINTENANCE FUND (O&amp;M)</b>										
122	<b>SUPPORT SERVICES (O&amp;M)</b>	<b>2000</b>									
123	<b>Support Services - Pupil</b>	<b>2100</b>									
124	Other Support Services - Pupils <i>(Describe &amp; Itemize)</i>	2190									0
125	<b>Support Services - Business</b>	<b>2500</b>									
126	Direction of Business Support Services	2510									0
127	Facilities Acquisition & Construction Services	2530									0
128	Operation & Maintenance of Plant Services	2540	573,222	90,246	1,131,700	515,950	148,500	1,000	5,000		2,465,618
129	Pupil Transportation Services	2550									0
130	Food Services	2560									0
131	<b>Total Support Services - Business</b>	<b>2500</b>	<b>573,222</b>	<b>90,246</b>	<b>1,131,700</b>	<b>515,950</b>	<b>148,500</b>	<b>1,000</b>	<b>5,000</b>	<b>0</b>	<b>2,465,618</b>
132	<b>Other Support Services - Misc. <i>(Describe &amp; Itemize)</i></b>	<b>2900</b>									0
133	<b>Total Support Services</b>	<b>2000</b>	<b>573,222</b>	<b>90,246</b>	<b>1,131,700</b>	<b>515,950</b>	<b>148,500</b>	<b>1,000</b>	<b>5,000</b>	<b>0</b>	<b>2,465,618</b>
134	<b>COMMUNITY SERVICES (O&amp;M)</b>	<b>3000</b>									0
135	<b>PAYMENTS TO OTHER DIST &amp; GOVT UNITS (O&amp;M)</b>	<b>4000</b>									
136	<b>Payments to Other Dist &amp; Govt Units (In-State)</b>	<b>4100</b>									
137	Payments for Regular Programs	4110									0
138	Payments for Special Education Programs	4120									0
139	Payments for CTE Program	4140									0
140	Other Payments to In-State Govt Units - Programs <i>(Describe &amp; Itemize)</i>	4190									0
141	<b>Total Payments to Other Dist &amp; Govt Units (In-State)</b>	<b>4100</b>			0			0			0
142	Payments to Other Dist & Govt Units (Out of State) <sup>14</sup>	4400									0
143	<b>Total Payments to Other Dist &amp; Govt Unit</b>	<b>4000</b>			0			0			0
144	<b>DEBT SERVICE (O&amp;M)</b>	<b>5000</b>									
145	<b>Debt Service - Interest on Short-Term Debt</b>	<b>5100</b>									
146	Tax Anticipation Warrants	5110									0
147	Tax Anticipation Notes	5120									0
148	Corporate Personal Prop Repl Tax Anticipated Notes	5130									0
149	State Aid Anticipation Certificates	5140									0
150	Other Interest on Short-Term Debt <i>(Describe &amp; Itemize)</i>	5150									0
151	<b>Total Debt Service - Interest on Short-Term Debt</b>	<b>5100</b>						0			0
152	<b>Debt Service - Interest on Long-Term Debt</b>	<b>5200</b>									0
153	<b>Total Debt Service</b>	<b>5000</b>						0			0
154	<b>PROVISION FOR CONTINGENCIES (O&amp;M)</b>	<b>6000</b>									0
155	<b>Total Direct Disbursements/Expenditures</b>		<b>573,222</b>	<b>90,246</b>	<b>1,131,700</b>	<b>515,950</b>	<b>148,500</b>	<b>1,000</b>	<b>5,000</b>	<b>0</b>	<b>2,465,618</b>
156	<b>Excess (Deficiency) of Receipts/Revenues Over Disbursements/Expenditures</b>										<b>(3,956)</b>
157											
158	<b>30 - DEBT SERVICE FUND (DS)</b>										
159	<b>PAYMENTS TO OTHER DIST &amp; GOVT UNITS (DS)</b>	<b>4000</b>									
160	<b>Payments to Other Dist &amp; Govt Units (In-State)</b>	<b>4100</b>									
161	Payments for Regular Programs	4110									0
162	Payments for Special Education Programs	4120									0
163	Other Payments to In-State Govt Units - Programs <i>(Describe &amp; Itemize)</i>	4190									0
164	<b>Total Payments to Other Dist &amp; Govt Units (In-State)</b>	<b>4000</b>						0			0
165	<b>DEBT SERVICE (DS)</b>	<b>5000</b>									
166	<b>Debt Service - Interest on Short-Term Debt</b>	<b>5100</b>									
167	Tax Anticipation Warrants	5110									0
168	Tax Anticipation Notes	5120									0
169	Corporate Personal Prop Repl Tax Anticipation Notes	5130									0
170	State Aid Anticipation Certificates	5140						565,000			565,000
171	Other Interest on Short-Term Debt <i>(Describe &amp; Itemize)</i>	5150									0
172	<b>Total Debt Service - Interest On Short-Term Debt</b>	<b>5100</b>						565,000			565,000
173	<b>Debt Service - Interest on Long-Term Debt</b>	<b>5200</b>						1,150,000			1,150,000
174	<b>Debt Service - Payments of Principal on Long-Term Debt <sup>15</sup> (Lease/Purchase Principal Retired) <i>(Describe &amp; Itemize)</i></b>	<b>5300</b>									0
175	<b>Debt Service - Other <i>(Describe &amp; Itemize)</i></b>	<b>5400</b>						2,500			2,500
176	<b>Total Debt Service</b>	<b>5000</b>			86	0		1,717,500			1,717,500
177	<b>PROVISION FOR CONTINGENCIES (DS)</b>	<b>6000</b>									0

	A	B	C	D	E	F	G	H	I	J	K
1	Description: Enter Whole Numbers Only	Funct #	(100)	(200)	(300)	(400)	(500)	(600)	(700)	(800)	(900)
2			Salaries	Employee Benefits	Purchased Services	Supplies & Materials	Capital Outlay	Other Objects	Non-Capitalized Equipment	Termination Benefits	Total
178	Total Direct Disbursements/Expenditures				0			1,717,500			1,717,500
179	Excess (Deficiency) of Receipts/Revenues Over Disbursements/Expenditures										123,559
180											
181	<b>40 - TRANSPORTATION FUND (TR)</b>										
182	<b>SUPPORT SERVICES (TR)</b>	<b>2000</b>									
183	<b>Support Services - Pupils</b>	<b>2100</b>									
184	Other Support Services - Pupils (Describe & Itemize)	2190									0
185	<b>Support Services - Business</b>										
186	Pupil Transportation Services	2550			1,650,000						1,650,000
187	Other Support Services - Business (Describe & Itemize)	2900									0
188	<b>Total Support Services</b>	<b>2000</b>	<b>0</b>	<b>0</b>	<b>1,650,000</b>	<b>0</b>	<b>0</b>	<b>0</b>	<b>0</b>	<b>0</b>	<b>1,650,000</b>
189	<b>COMMUNITY SERVICES (TR)</b>	<b>3000</b>									0
190	<b>PAYMENTS TO OTHER DIST &amp; GOVT UNITS (TR)</b>	<b>4000</b>									
191	<b>Payments to Other Dist &amp; Govt Units (In-State)</b>	<b>4100</b>									
192	Payments for Regular Program	4110									0
193	Payments for Special Education Programs	4120									0
194	Payments for Adult/Continuing Education Programs	4130									0
195	Payments for CTE Programs	4140									0
196	Payments for Community College Programs	4170									0
197	Other Payments to In-State Govt Units - Programs (Describe & Itemize)	4190									0
198	<b>Total Payments to Other Dist &amp; Govt Units (In-State)</b>	<b>4100</b>			<b>0</b>			<b>0</b>			<b>0</b>
199	<b>Payments to Other Dist &amp; Govt Units (Out-of-State) (Describe &amp; Itemize)</b>	<b>4400</b>									0
200	<b>Total Payments to Other Dist &amp; Govt Units</b>	<b>4000</b>			<b>0</b>			<b>0</b>			<b>0</b>
201	<b>DEBT SERVICE (TR)</b>	<b>5000</b>									
202	<b>Debt Service - Interest on Short-Term Debt</b>	<b>5100</b>									
203	Tax Anticipation Warrants	5110									0
204	Tax Anticipation Notes	5120									0
205	Corporate Personal Prop Repl Tax Anticipation Notes	5130									0
206	State Aid Anticipation Certificates	5140									0
207	Other Interest on Short-Term Debt (Describe & Itemize)	5150									0
208	<b>Total Debt Service - Interest On Short-Term Debt</b>	<b>5100</b>						<b>0</b>			<b>0</b>
209	<b>Debt Service - Interest on Long-Term Debt</b>	<b>5200</b>									0
210	<b>Debt Service - Payments of Principal on Long-Term Debt <sup>15</sup> (Lease/Purchase Principal Retired) (Describe &amp; Itemize)</b>	<b>5300</b>									0
211	<b>Debt Service - Other (Describe &amp; Itemize)</b>	<b>5400</b>									0
212	<b>Total Debt Service</b>	<b>5000</b>						<b>0</b>			<b>0</b>
213	<b>PROVISION FOR CONTINGENCIES (TR)</b>	<b>6000</b>									0
214	<b>Total Direct Disbursements/Expenditures</b>		<b>0</b>	<b>0</b>	<b>1,650,000</b>	<b>0</b>	<b>0</b>	<b>0</b>	<b>0</b>	<b>0</b>	<b>1,650,000</b>
215	Excess (Deficiency) of Receipts/Revenues Over Disbursements/Expenditures										112,164
216											
217	<b>50 - MUNICIPAL RETIREMENT/SOC SEC FUND (MR/SS)</b>										
218	<b>INSTRUCTION (MR/SS)</b>	<b>1000</b>									
219	Regular Program	1100		135,205							135,205
220	Pre-K Programs	1125		11,270							11,270
221	Special Education Programs (Functions 1200-1220)	1200		88,663							88,663
222	Special Education Programs Pre-K	1225									0
223	Remedial and Supplemental Programs K-12	1250		8,730							8,730
224	Remedial and Supplemental Programs Pre-K	1275									0
225	Adult/Continuing Education Programs	1300									0
226	CTE Programs	1400									0
227	Interscholastic Programs	1500		5,110							5,110
228	Summer School Programs	1600		2,450							2,450
229	Gifted Programs	1650		7,495							7,495
230	Driver's Education Programs	1700									0
231	Bilingual Programs	1800		10,950							10,950
232	Truant Alternative & Optional Programs	1900									0
233	<b>Total Instruction</b>	<b>1000</b>		<b>269,873</b>							<b>269,873</b>
234	<b>SUPPORT SERVICES (MR/SS)</b>	<b>2000</b>									
235	<b>Support Services - Pupil</b>	<b>2100</b>									

87

	A	B	C	D	E	F	G	H	I	J	K
1	Description: Enter Whole Numbers Only	Funct #	(100)	(200)	(300)	(400)	(500)	(600)	(700)	(800)	(900)
2			Salaries	Employee Benefits	Purchased Services	Supplies & Materials	Capital Outlay	Other Objects	Non-Capitalized Equipment	Termination Benefits	Total
236	Attendance & Social Work Services	2110		6,210							6,210
237	Guidance Services	2120									0
238	Health Services	2130		31,200							31,200
239	Psychological Services	2140		2,782							2,782
240	Speech Pathology & Audiology Services	2150		3,590							3,590
241	Other Support Services - Pupils (Describe & Itemize)	2190		7,140							7,140
242	<b>Total Support Services - Pupil</b>	<b>2100</b>		<b>50,922</b>							<b>50,922</b>
243	<b>Support Services - Instructional Staff</b>	<b>2200</b>									
244	Improvement of Instruction Services	2210		15,415							15,415
245	Educational Media Services	2220		4,234							4,234
246	Assessment & Testing	2230									0
247	<b>Total Support Services - Instructional Staff</b>	<b>2200</b>		<b>19,649</b>							<b>19,649</b>
248	<b>Support Services - General Administration</b>	<b>2300</b>									
249	Board of Education Services	2310		0							0
250	Executive Administration Services	2320		4,000							4,000
251	Special Area Administrative Services	2330		5,195							5,195
252	Claims Paid from Self Insurance Fund	2361									0
253	Risk Management and Claims Services Payments	2365									0
254	<b>Total Support Services - General Administration</b>	<b>2300</b>		<b>9,195</b>							<b>9,195</b>
255	<b>Support Services - School Administration</b>	<b>2400</b>									
256	Office of the Principal Services	2410		35,845							35,845
257	Other Support Services - School Administration (Describe & Itemize)	2490		1,682							1,682
258	<b>Total Support Services - School Administration</b>	<b>2400</b>		<b>37,527</b>							<b>37,527</b>
259	<b>Support Services - Business</b>	<b>2500</b>									
260	Direction of Business Support Services	2510		2,970							2,970
261	Fiscal Services	2520		37,108							37,108
262	Facilities Acquisition & Construction Services	2530									0
263	Operation & Maintenance of Plant Service	2540		89,603							89,603
264	Pupil Transportation Services	2550									0
265	Food Services	2560		47,045							47,045
266	Internal Services	2570									0
267	<b>Total Support Services - Business</b>	<b>2500</b>		<b>176,726</b>							<b>176,726</b>
268	<b>Support Services - Central</b>	<b>2600</b>									
269	Direction of Central Support Services	2610									0
270	Planning, Research, Development & Evaluation Services	2620									0
271	Information Services	2630		13,876							13,876
272	Staff Services	2640									0
273	Data Processing Services	2660		61,521							61,521
274	<b>Total Support Services - Central</b>	<b>2600</b>		<b>75,397</b>							<b>75,397</b>
275	<b>Other Support Services - Misc. (Describe &amp; Itemize)</b>	<b>2900</b>									0
276	<b>Total Support Services</b>	<b>2000</b>		<b>369,416</b>							<b>369,416</b>
277	<b>COMMUNITY SERVICES (MR/SS)</b>	<b>3000</b>									0
278	<b>PAYMENTS TO OTHER DIST &amp; GOVT UNITS (MR/SS)</b>	<b>4000</b>									
279	Payments for Regular Programs	4110									0
280	Payments for Special Education Programs	4120									0
281	Payments for CTE Programs	4140									0
282	<b>Total Payments to Other Dist &amp; Govt Units</b>	<b>4000</b>		<b>0</b>							<b>0</b>
283	<b>DEBT SERVICE (MR/SS)</b>	<b>5000</b>									
284	<b>Debt Service - Interest on Short-Term Debt</b>	<b>5100</b>									
285	Tax Anticipation Warrants	5110									0
286	Tax Anticipation Notes	5120									0
287	Corporate Personal Prop Repl Tax Anticipation Notes	5130									0
288	State Aid Anticipation Certificates	5140									0
289	Other Interest on Short-Term Debt (Describe & Itemize)	5150									0
290	<b>Total Debt Service</b>	<b>5000</b>						0			0
291	<b>PROVISION FOR CONTINGENCIES (MR/SS)</b>	<b>6000</b>									0
292	<b>Total Direct Disbursements/Expenditures</b>			<b>639,289</b>				0			<b>639,289</b>
293	<b>Excess (Deficiency) of Receipts/Revenues Over Disbursements/Expenditures</b>										<b>(142,484)</b>
294											
295	<b>60 - CAPITAL PROJECTS (CP)</b>										

88



	A	B	C	D	E	F	G	H	I	J	K
1	Description: Enter Whole Numbers Only	Funct #	(100)	(200)	(300)	(400)	(500)	(600)	(700)	(800)	(900)
2			Salaries	Employee Benefits	Purchased Services	Supplies & Materials	Capital Outlay	Other Objects	Non-Capitalized Equipment	Termination Benefits	Total
296	<b>SUPPORT SERVICES (CP)</b>	<b>2000</b>									
297	<b>Support Services - Business</b>										
298	Facilities Acquisition & Construction Services	2530			221,318		2,923,502				3,144,820
299	Other Support Services - Business <i>(Describe &amp; Itemize)</i>	2900									0
300	<b>Total Support Services</b>	<b>2000</b>	0	0	221,318	0	2,923,502	0	0		3,144,820
301	<b>PAYMENTS TO OTHER DIST &amp; GOVT UNITS (CP)</b>	<b>4000</b>									
302	<b>Payments to Other Dist &amp; Govt Units (In-State)</b>	<b>4100</b>									
303	Payments to Regular Programs	4110									0
304	Payment for Special Education Programs	4120									0
305	Payment for CTE Programs	4140									0
306	Payments to Other Govt Units - Programs <i>(In-State) (Describe &amp; Itemize)</i>	4190									0
307	<b>Total Payments to Other Districts &amp; Govt Units</b>	<b>4000</b>			0			0			0
308	<b>PROVISION FOR CONTINGENCIES (CP)</b>	<b>6000</b>									0
309	<b>Total Direct Disbursements/Expenditures</b>		0	0	221,318	0	2,923,502	0	0		3,144,820
310	<b>Excess (Deficiency) of Receipts/Revenues Over Disbursements/Expenditures</b>										(2,777,420)
311											
312	<b>70 WORKING CASH FUND (WC)</b>										
313											
314	<b>80 - TORT FUND (TF)</b>										
315	<b>INSTRUCTION (TF)</b>	<b>1000</b>									
316	Regular Programs	1100									0
317	Tuition Payment to Charter Schools	1115									0
318	Pre-K Programs	1125									0
319	Special Education Programs (Functions 1200 - 1220)	1200									0
320	Special Education Programs Pre-K	1225									0
321	Remedial and Supplemental Programs K-12	1250									0
322	Remedial and Supplemental Programs Pre-K	1275									0
323	Adult/Continuing Education Programs	1300									0
324	CTE Programs	1400									0
325	Interscholastic Programs	1500									0
326	Summer School Programs	1600									0
327	Gifted Programs	1650									0
328	Driver's Education Programs	1700									0
329	Bilingual Programs	1800									0
330	Truant Alternative & Optional Programs	1900									0
331	Pre-K Programs - Private Tuition	1910									0
332	Regular K-12 Programs - Private Tuition	1911									0
333	Special Education Programs K-12 Private Tuition	1912									0
334	Special Education Programs Pre-K Tuition	1913									0
335	Remedial/Supplemental Programs K-12 Private Tuition	1914									0
336	Remedial/Supplemental Programs Pre-K Private Tuition	1915									0
337	Adult/Continuing Education Programs Private Tuition	1916									0
338	CTE Programs Private Tuition	1917									0
339	Interscholastic Programs Private Tuition	1918									0
340	Summer School Programs Private Tuition	1919									0
341	Gifted Programs Private Tuition	1920									0
342	Bilingual Programs Private Tuition	1921									0
343	Truants Alternative/Opt Ed Programs Private Tuition	1922									0
344	<b>Total Instruction<sup>14</sup></b>	<b>1000</b>	0	0	0	0	0	0	0	0	0
345	<b>SUPPORT SERVICES (TF)</b>	<b>2000</b>									
346	<b>Support Services - Pupil</b>	<b>2100</b>									
347	Attendance & Social Work Services	2110									0
348	Guidance Services	2120									0
349	Health Services	2130									0
350	Psychological Services	2140									0
351	Speech Pathology & Audiology Services	2150									0
352	Other Support Services - Pupils <i>(Describe &amp; Itemize)</i>	2190									0
353	<b>Total Support Services - Pupil</b>	<b>2100</b>	0	0	0	0	0	0	0	0	0
354	<b>Support Services - Instructional Staff</b>	<b>2200</b>									
355	Improvement of Instruction Services	2210									0

89

	A	B	C	D	E	F	G	H	I	J	K
1	Description: Enter Whole Numbers Only	Funct #	(100) Salaries	(200) Employee Benefits	(300) Purchased Services	(400) Supplies & Materials	(500) Capital Outlay	(600) Other Objects	(700) Non-Capitalized Equipment	(800) Termination Benefits	(900) Total
2											
356	Educational Media Services	2220									0
357	Assessment & Testing	2230									0
358	<b>Total Support Services - Instructional Staff</b>	<b>2200</b>	0	0	0	0	0	0	0	0	0
359	<b>Support Services - General Administration</b>	<b>2300</b>									
360	Board of Education Services	2310									0
361	Executive Administration Services	2320									0
362	Special Area Administration Services	2330									0
363	Claims Paid from Self Insurance Fund	2361									0
364	Risk Management and Claims Services Payments	2365			194,000						194,000
365	<b>Total Support Services - General Administration</b>	<b>2300</b>	0	0	194,000	0	0	0	0	0	194,000
366	<b>Support Services - School Administration</b>	<b>2400</b>									
367	Office of the Principal Services	2410									0
368	Other Support Services - School Administration <i>(Describe &amp; Itemize)</i>	2490									0
369	<b>Total Support Services - School Administration</b>	<b>2400</b>	0	0	0	0	0	0	0	0	0
370	<b>Support Services - Business</b>	<b>2500</b>									
371	Direction of Business Support Services	2510									0
372	Fiscal Services	2520									0
373	Facilities Acquisition & Construction Services	2530									0
374	Operation & Maintenance of Plant Services	2540									0
375	Pupil Transportation Services	2550									0
376	Food Services	2560									0
377	Internal Services	2570									0
378	<b>Total Support Services - Business</b>	<b>2500</b>	0	0	0	0	0	0	0	0	0
379	<b>Support Services - Central</b>	<b>2600</b>									
380	Direction of Central Support Services	2610									0
381	Planning, Research, Development & Evaluation Services	2620									0
382	Information Services	2630									0
383	Staff Services	2640									0
384	Data Processing Services	2660									0
385	<b>Total Support Services - Central</b>	<b>2600</b>	0	0	0	0	0	0	0	0	0
386	<b>Other Support Services - Misc. <i>(Describe &amp; Itemize)</i></b>	<b>2900</b>									0
387	<b>Total Support Services</b>	<b>2000</b>	0	0	194,000	0	0	0	0	0	194,000
388	<b>COMMUNITY SERVICES (TF)</b>	<b>3000</b>									0
389	<b>PAYMENTS TO OTHER DIST &amp; GOVT UNITS (TF)</b>	<b>4000</b>									
390	<b>Payments to Other Dist &amp; Govt Units (In-State)</b>	<b>4100</b>									
391	Payments for Regular Programs	4110									0
392	Payments for Special Education Programs	4120									0
393	Payments for Adult/Continuing Education Programs	4130									0
394	Payments for CTE Programs	4140									0
395	Payments for Community College Programs	4170									0
396	Other Payments to In-State Govt Units - Programs <i>(Describe &amp; Itemize)</i>	4190									0
397	<b>Total Payments to Other Dist &amp; Govt Units (In-State)</b>	<b>4100</b>			0			0			0
398	Payments for Regular Programs - Tuition	4210									0
399	Payments for Special Education Programs - Tuition	4220									0
400	Payments for Adult/Continuing Education Programs - Tuition	4230									0
401	Payments for CTE Programs - Tuition	4240									0
402	Payments for Community College Programs - Tuition	4270									0
403	Payments for Other Programs - Tuition	4280									0
404	Other Payments to In-State Govt Units - Tuition <i>(Describe &amp; Itemize)</i>	4290									0
405	<b>Total Payments to Other Dist &amp; Govt Units - Tuition (In State)</b>	<b>4200</b>						0			0
406	Payments for Regular Programs - Transfers	4310									0
407	Payments for Special Education Programs - Transfers	4320									0
408	Payments for Adult/Continuing Ed Programs - Transfers	4330									0
409	Payments for CTE Programs - Transfers	4340									0
410	Payments for Community College Program - Transfers	4370									0
411	Payments for Other Programs - Transfers	4380									0
412	Other Payments to In-State Govt Units - Transfers <i>(Describe &amp; Itemize)</i>	4390									0
413	<b>Total Payments to Other Dist &amp; Govt Units-Transfers (In State)</b>	<b>4300</b>			0			0			0
414	Payments to Other Dist & Govt Units (Out of State)	4400			90						0
415	<b>Total Payments to Other Dist &amp; Govt Units</b>	<b>4000</b>			0			0			0

	A	B	C	D	E	F	G	H	I	J	K
1	Description: Enter Whole Numbers Only	Funct #	(100) Salaries	(200) Employee Benefits	(300) Purchased Services	(400) Supplies & Materials	(500) Capital Outlay	(600) Other Objects	(700) Non-Capitalized Equipment	(800) Termination Benefits	(900) Total
416	<b>DEBT SERVICE (TF)</b>	<b>5000</b>									
417	Debt Service - Interest on Short-Term Debt										
418	Tax Anticipation Warrants	5110									0
419	Tax Anticipation Notes	5120									0
420	Corporate Personal Property Replacement Tax Anticipation Notes	5130									0
421	State Aid Anticipation Certificates	5140									0
422	Other Interest or Short-Term Debt <i>(Describe &amp; Itemize)</i>	5150									0
423	Debt Service - Interest on Long-Term Debt	5200									0
424	Debt Service - Payments of Principal on Long-Term Debt <sup>15</sup> <i>(Lease/Purchase Principal Retired) (Describe &amp; Itemize)</i>	5300									0
425	Debt Service - Other <i>(Describe &amp; Itemize)</i>	5400									0
426	Total Debt Service	5000			0			0			0
427	<b>PROVISION FOR CONTINGENCIES (TF)</b>	<b>6000</b>									0
428	Total Direct Disbursements/Expenditures		0	0	194,000	0	0	0	0	0	194,000
429	Excess (Deficiency) of Receipts/Revenues Over Disbursements/Expenditures										42,819
430											
431	<b>90 - FIRE PREVENTION &amp; SAFETY FUND (FP&amp;S)</b>										
432	<b>SUPPORT SERVICES (FP&amp;S)</b>	<b>2000</b>									
433	Support Services - Business	2500									
434	Facilities Acquisition & Construction Services	2530			137,500						137,500
435	Operation & Maintenance of Plant Service	2540					1,770,770				1,770,770
436	Total Support Services - Business	2500	0	0	137,500	0	1,770,770	0	0		1,908,270
437	Other Support Services - Misc. <i>(Describe &amp; Itemize)</i>	2900									0
438	Total Support Services	2000	0	0	137,500	0	1,770,770	0	0		1,908,270
439	<b>PAYMENTS TO OTHER DISTRICTS &amp; GOVT UNITS (FP&amp;S)</b>	<b>4000</b>									
440	Payments to Regular Programs	4110									0
441	Payments to Special Education Programs	4120									0
442	Other Payments to In-State Govt Units - Programs <i>(Describe &amp; Itemize)</i>	4190									0
443	Total Payments to Other Districts & Govt Units (FPS)	4000						0			0
444	<b>DEBT SERVICE (FP&amp;S)</b>	<b>5000</b>									
445	Debt Service - Interest on Short-Term Debt	5100									
446	Tax Anticipation Warrants	5110									0
447	Other Interest on Short-Term Debt <i>(Describe &amp; Itemize)</i>	5150									0
448	Total Debt Service - Interest on Short-Term Debt	5100						0			0
449	Debt Service - Interest on Long-Term Debt	5200									0
450	Debt Service - Payments of Principal on Long-Term Debt <sup>15</sup> <i>(Lease/Purchase Principal Retired) (Describe &amp; Itemize)</i>	5300									0
451	Total Debt Service	5000						0			0
452	<b>PROVISIONS FOR CONTINGENCIES (FP&amp;S)</b>	<b>6000</b>									0
453	Total Direct Disbursements/Expenditures		0	0	137,500	0	1,770,770	0	0		1,908,270
454	Excess (Deficiency) of Receipts/Revenues Over Disbursements/Expenditures										(1,686,861)

	B	C	D	E	F	G	H
1	If there is an amount in column C or column G, please describe the type of revenue or expenditure in column D or column H.						
2	Revenue Check:	OK					
3	Expenditure Check:	OK					
4	Revenues Acct. (EstRev tab)	Amount	Describe Revenue		Expenditures Fund-Function (EstExp tab)	Amount	Describe Expenditures
5	1190	\$ 217,288	General Levy generated from Public Act 102-0519		10-2190	\$ 90,900	Lunch/Reces Supervision
6	1290				10-2490	\$ 147,303	New Position: Director of Student Services
7	1614				10-2900		
8	1690				10-4190		
9	1790	\$ 30,000	\$10K Activty Funds from each of 3 schools		10-4290		
10	1819				10-4390		
11	1829				10-4400		
12	1890	\$ 15	Lost book fees		10-5150		
13	1993				20-2190		
14	1999	\$ 26,082	Late registration fees; Unforeseen Misc. revenue		20-2900		
15	2300				20-4190		
16	3099				20-4400		
17	3199				20-5150		
18	3299				30-4190		
19	3499				30-5150		
20	3599				30-5300		
21	3999				30-5400	\$ 2,500	Dissemination agent services for annual disclosure EMMA filing
22	4009				40-2190		
23	4090				40-2900		
24	4199				40-4190		
25	4299				40-4400		
26	4399				40-5150		
27	4499				40-5300		
28	4699				40-5400		
29	4799				50-2190	\$ 7,140	Social Security and Medicare for Lunch/Recess Supervisors
30	4998	\$ 12,930	Final ESSER III payout and Elevating Ed Bil. Grant		50-2490	\$ 1,682	Medicare for Director of Student Services
31					50-2900		
32					50-5150		
33					60-2900		
34					60-4190		
35					80-2190		
36					80-2490		
37					80-2900		
38					80-4190		
39					80-4290		
40					80-4390		
41					80-4400		
42					80-5150		
43					80-5300		
44					80-5400		
45					90-2900		
46					90-4190		
47					90-5150		
48					90-5300		

**DEFICIT BUDGET SUMMARY INFORMATION - Operating Funds Only (School Districts Only)**

Description	EDUCATIONAL FUND (10)	OPERATIONS & MAINTENANCE FUND (20)	TRANSPORTATION FUND (40)	WORKING CASH FUND (70)	TOTAL
<b>Direct Revenues</b>	26,384,558	2,461,662	1,762,164	14,124	<b>30,622,508</b>
<b>Direct Expenditures</b>	25,476,203	2,465,618	1,650,000		<b>29,591,821</b>
<b>Difference</b>	908,355	(3,956)	112,164	14,124	<b>1,030,687</b>
<b>Estimated Fund Balance - June 30, 2025</b>	17,338,892	2,124,658	1,957,117	618,484	<b>22,039,151</b>

**Balanced budget; no Deficit Reduction Plan is required.**

A deficit reduction plan is required if the local board of education adopts (or amends) the 2024-2025 school district budget in which the "operating funds" listed above result in direct revenues (line 9, BudgetSum 2-4) being less than direct expenditures (line 19, BudgetSum 2-4) by an amount equal to or greater than one-third (1/3) of the ending fund balance (line 81, BudgetSum 2-4).

**Note:** The balance is determined using only the four funds listed above. That is, if the estimated ending fund balance is less than three times the deficit spending, the district must adopt and file with ISBE a deficit reduction plan to balance the shortfall within three years.

Per School Code (105 ILCS 5/17-1) - If the Deficit AFR Summary Information tab from the 2023-2024 Annual Financial Report (AFR) reflects a deficit as defined above, then the school district shall adopt and submit a deficit reduction plan (found here on page 23-27) to ISBE within 30 days after acceptance of the AFR.

The deficit reduction plan, if required, is developed using ISBE guidelines and format.

	A	B	C	D	E	F	G	H	I	J	K	L
1	*School Districts Only 05016074002 District Number Lincolnwood SD 74 District Name		DEFICIT REDUCTION PLAN ESTIMATED BUDGET FY2024-2025					ESTIMATED BUDGET FY2025-2026				
2												
3												
4			Educational Fund	Operations & Maintenance Fund	Transportation Fund	Working Cash Fund	Total	Educational Fund	Operations & Maintenance Fund	Transportation Fund	Working Cash Fund	Total
5	ESTIMATED BEGINNING FUND BALANCE (must equal prior Ending Fund Balance)		16,430,537	2,128,614	1,844,953	604,360	21,008,464	17,338,892	2,124,658	1,957,117	618,484	22,039,151
6	RECEIPTS/REVENUES		Acct #									
7	LOCAL SOURCES		1000	24,308,128	2,461,662	1,182,164	14,124	27,966,078				0
8	FLOW-THROUGH RECEIPTS/REVENUES FROM ONE DISTRICT TO ANOTHER DISTRICT		2000	0	0	0	0	0				0
9	STATE SOURCES		3000	1,211,000	0	580,000	0	1,791,000				0
10	FEDERAL SOURCES		4000	865,430	0	0	0	865,430				0
11	Total Receipts/Revenues			26,384,558	2,461,662	1,762,164	14,124	30,622,508	0	0	0	0
12	DISBURSEMENTS/EXPENDITURES		Funct #									
13	INSTRUCTION		1000	15,969,178				15,969,178				0
14	SUPPORT SERVICES		2000	6,396,888	2,465,618	1,650,000		10,512,506				0
15	COMMUNITY SERVICES		3000	1,800	0	0		1,800				0
16	PAYMENTS TO OTHER DISTRICTS & GOVT. UNITS		4000	3,108,337	0	0		3,108,337				0
17	DEBT SERVICES		5000	0	0	0		0				0
18	PROVISION FOR CONTINGENCIES		6000	0	0	0		0				0
19	Total Disbursements/Expenditures			25,476,203	2,465,618	1,650,000		29,591,821	0	0	0	0
20	Excess of Receipts/Revenue Over/(Under) Disbursements/Expenditures			908,355	(3,956)	112,164	14,124	1,030,687	0	0	0	0
21	OTHER SOURCES/USES OF FUNDS											
22	OTHER SOURCES OF FUNDS (7000)			0	0	0	0	0				0
23	OTHER USES OF FUNDS (8000)			0	0	0	0	0				0
24	TOTAL OTHER SOURCES/USES OF FUNDS			0	0	0	0	0	0	0	0	0
25	ESTIMATED ENDING FUND BALANCE			17,338,892	2,124,658	1,957,117	618,484	22,039,151	17,338,892	2,124,658	1,957,117	618,484
26												
27												
28												
29												
30	Plan is incomplete.											
31												

	A	B	M	N	O	P	Q	R	S	T	U	V	W	X	Y	Z
1	*School Districts Only		ESTIMATED BUDGET FY2026-2027					ESTIMATED BUDGET FY2027-2028					SUMMARY BUDGET ADDENDUM - DEFICIT REDUCTION PLAN ESTIMATED BUDGET  Date of Adoption: <div></div> (Enter as MM/DD/YY)			
2	05016074002															
3	District Number															
4	Lincolnwood SD 74															
5	District Name															
6			Educational Fund	Operations & Maintenance Fund	Transportation Fund	Working Cash Fund	Total	Educational Fund	Operations & Maintenance Fund	Transportation Fund	Working Cash Fund	Total	FY2024-2025	FY2025-2026	FY2026-2027	FY2027-2028
7	ESTIMATED BEGINNING FUND BALANCE (must equal prior Ending Fund Balance)		17,338,892	2,124,658	1,957,117	618,484	22,039,151	17,338,892	2,124,658	1,957,117	618,484	22,039,151	21,008,464	22,039,151	22,039,151	22,039,151
8	RECEIPTS/REVENUES	Acct #														
9	LOCAL SOURCES	1000					0					0	27,966,078	0	0	0
10	FLOW-THROUGH RECEIPTS/REVENUES FROM ONE DISTRICT TO ANOTHER DISTRICT		2000				0					0	0	0	0	0
11	STATE SOURCES	3000					0					0	1,791,000	0	0	0
12	FEDERAL SOURCES	4000					0					0	865,430	0	0	0
13	Total Receipts/Revenues		0	0	0	0	0	0	0	0	0	0	30,622,508	0	0	0
14	DISBURSEMENTS/EXPENDITURES	Funct #														
15	INSTRUCTION	1000					0					0	15,969,178	0	0	0
16	SUPPORT SERVICES	2000					0					0	10,512,506	0	0	0
17	COMMUNITY SERVICES	3000					0					0	1,800	0	0	0
18	PAYMENTS TO OTHER DISTRICTS & GOVT. UNITS		4000				0					0	3,108,337	0	0	0
19	DEBT SERVICES	5000					0					0	0	0	0	0
20	PROVISION FOR CONTINGENCIES	6000					0					0	0	0	0	0
21	Total Disbursements/Expenditures		0	0	0		0	0	0	0	0	0	29,591,821	0	0	0
22	Excess of Receipts/Revenue Over/(Under) Disbursements/Expenditures		0	0	0	0	0	0	0	0	0	0	1,030,687	0	0	0
23	OTHER SOURCES/USES OF FUNDS															
24	OTHER SOURCES OF FUNDS (7000)						0					0	0	0	0	0
25	OTHER USES OF FUNDS (8000)						0					0	0	0	0	0
26	TOTAL OTHER SOURCES/USES OF FUNDS		0	0	0	0	0	0	0	0	0	0	0	0	0	0
27	ESTIMATED ENDING FUND BALANCE		17,338,892	2,124,658	1,957,117	618,484	22,039,151	17,338,892	2,124,658	1,957,117	618,484	22,039,151	22,039,151	22,039,151	22,039,151	22,039,151
28																
29																
30																
31	Plan is incomplete.															

**Deficit Reduction Plan-Background/Assumptions (School Districts Only)**

**Fiscal Year 2024-2025  
through Fiscal Year 2027-2028**

---

**Lincolnwood SD 74      05016074002**

---

*Please complete the following schedule and include a brief description to identify any areas of the budget that will be impacted from one year to the next. If the deficit reduction plan relies upon new local revenues, identify contingencies for further budget reductions which will be enacted in the event those new revenues are not available.*

---

**1. Background and Narrative of Budget Reductions:**

**2. Assumptions Used in the Deficit Reduction Plan:**

- EBF and Estimated New Tier Funding:

- Equal Assessed Valuation and Tax Rates:

- Employee Salaries and Benefits:

- Short- and Long-Term Borrowing:

- Educational Impact:

- Other Assumptions:

- Has the district considered shared services or outsourcing (Ex: Transportation, Insurance)? If yes, please explain:



## Evidence-Based Funding: Fiscal Year 2025 Spending Plan

## LINCOLNWOOD SCHOOL DIST 74

**Part I: Achieving Student Growth and Making Progress Toward State Education Goals**

The questions below allow you to indicate the strategic priorities and strategies that will drive your efforts to achieve student growth and make progress toward state education goals. These may involve investing in any combination of an Organizational Unit's core resources: time, money, people, and programs.

*Collaboration Opportunity - Organizational Units may find that Part I is most easily and effectively completed if led by program leaders in consultation with finance leaders.*

1)	What are the Organizational Unit's strategic goals for student success for the 2024-25 school year? What measures will be used to evaluate progress? (No more than 2000 characters, including spaces. )			
		Top Strategy 1	Top Strategy 2	Top Strategy 3
2)	Select the top three strategies that the Organizational Unit will employ to achieve student growth and make progress toward state education goals. (Select three different responses from the dropdown list.)			
If "Other" was selected in question 2, please describe. (No more than 1000 characters, including spaces. )				

**Part II: Planned Use of Evidence-Based Funding**

The questions below provide an opportunity to document the stakeholders with whom you consulted and the data you analyzed as you determined your strategic allocations of FY 2025 EBF dollars. Key statistics related to EBF distributions are provided for your reference. Form 50-36/50-39 is typically released before current-year appropriations are known. Therefore, the figures provided are for the prior fiscal year.

*Collaboration Opportunity - Organizational Units may find that questions in this section are most easily and effectively completed if led by finance leaders in consultation with program leaders.*

Evidence-Based Funding Organizational Unit Results (FY 2024)	Final Resources / Adequacy Target = Percent of Adequacy	Average Student Enrollment	1,179.88	Adequacy Target	\$17,394,106
		Final Resources	\$26,035,859	Percent of Adequacy	150%
	Base Funding Minimum + Tier Funding = Gross State Contribution	Tier Assignment	4	Gross State Contribution	\$1,166,652
		FY24 Base Funding Minimum	\$1,165,544	FY 2024 Tier Funding	\$1,108
	Within FY 2024 Gross State Contribution, Resources Attributable to Specific Populations	Low-Income Students	\$352,012		
		English Learners (Els)	\$42,354		
Special Education		\$417,870			
		FY 2025 Tier Funding	Funding Type (Select)	*Note: Tier Funding allocations are published annually at <a href="https://www.isbe.net/Pages/ebfdistribution.aspx">https://www.isbe.net/Pages/ebfdistribution.aspx</a> . Amounts are available in early August. Districts must use actual funding amounts if they are available before submitting the budget to ISBE.	
1)	FY 2025 Tier Funding Allocation*: Enter the dollar amount of Tier Funding (e.g., NEW MONEY only) allocated to the Organizational Unit for FY 2025. Select whether the amount is estimated or actual funding.				
		Data Source 1	Data Source 2	Data Source 3	
2)	Select the <u>top three</u> sources of data used to inform the Organizational Unit's planned allocation of EBF dollars. (Select three different responses.)				
Indicate with which groups the Organizational Unit engaged to inform its intended allocation of EBF dollars. (Select any that apply; otherwise leave blank.)		Bilingual Program Director(s)		Principals	Bilingual Parent Advisory Committee

3)		Special Ed. Program Director(s)		School Improvement Teams		Other Parent Group(s)	
		Other Program Leaders		Teacher or Support Staff Unions		Community Focus Group(s)	
		School Board Members		Other School Staff		Other	
	[Optional] Provide a brief description of the Organizational Unit's process for consulting with internal and external stakeholders in determining the allocation of EBF dollars. (No more than 1000 characters, including spaces. )						
		Priority Investment 1		Priority Investment 2		Priority Investment 3	
4)	Given the data analyzed, the stakeholders consulted, and the priorities identified in Part I, indicate the top three priority investments the Organizational Unit will make with its FY 2025 Base Funding Minimum (e.g., excluding Tier Funding). Choose "Other" if investments do not match the provided list. (Select three different responses. "Other" may be selected more than once if needed.)						
	If "Other" was selected in question 4, please describe. (No more than 1000 characters, including spaces. )						
<p align="center"><b>Cost Factor Table</b></p> <p>The table below presents the regionally adjusted amount embedded in the Organizational Unit's FY 2024 Adequacy Target for each of the 34 cost factors in the Evidence-Based Funding model (Column F). Column G is required for all Organizational Units that receive at least \$5,000 in Tier Funding, while column H is optional. Organizational Units may choose to provide additional narrative context in Columns I-M to elaborate on the figures included in the table. ISBE has produced guidance for populating the cost factor table. The guidance includes a definition for each cost factor, along with suggestions for using Employee Information System position codes and common expenditure accounts to support a determination of expenditures. This guidance is available at <a href="https://www.isbe.net/ebfspendingplan">https://www.isbe.net/ebfspendingplan</a>.</p> <p><b>Column G:</b> If the Organizational Unit will receive at least \$5,000 in FY 2025 Tier Funding (as entered in Q2.1/cell G31), column G is required. Please indicate the Organizational Unit's planned expenditures in FY 2025 from Tier Funds only. Organizational Units are not expected to place a value in each cell. Rather, the table allows for the communication of priority investments with new state resources for the current fiscal year. During years in which there is no new Tier Funding, column G will not be required. During years in which Tier Funding is available, the amount of new Tier Funding entered in Q2.1/cell G31 above must equal the sum in cell G90 below. If some or all Tier Funding is invested outside of the cost factors, enter a dollar amount in cell G89 and provide additional context in the space for a narrative beginning in row 93.</p> <p><b>Column H:</b> Optionally, Organizational Units may populate column H with total planned expenditures in FY 2025 for each cost factor from all revenue sources (e.g., not just from EBF). By comparing the figures in column F to the figures entered in column H, the Organizational Unit may engage local stakeholders in productive dialogue about resource allocation decisions.</p>							
Cost Factors		Amount in FY 2024 Adjusted Adequacy Target	Budgeted FY 2025 Investments with New Tier Funding <b>[N/A]</b>	Budgeted FY 2025 Expenditures (All Resources) <b>[Optional]</b>	Optional District Narratives		
Core Investments	Core Teachers	\$4,157,571			Enter optional context for core investment decisions.		
	Specialist Teachers	\$831,514					
	Instructional Facilitator	\$434,340					
	Core Intervention Teacher	\$192,466					
	Substitute Teachers	\$154,130					
	Guidance Counselor	\$267,829					
	Nurse	\$100,900					
	Supervisory Aide	\$164,272					
	Librarian	\$222,228					
	Librarian Aide	\$123,126					
	Principal	\$329,682					
	Assistant Principal	\$283,857					
	School Site Staff	\$197,119					
Subtotal		\$7,459,035					
Per Student Investments	Gifted	\$104,960			Enter optional context for per student investment decisions.		
	Professional Development	\$147,485					
	Instructional Materials	\$383,461					
	Assessments	\$40,116					
	Computer & Tech Equipment	\$336,856					
	Student Activities	\$198,765					
	Maintenance & Operations	\$1,605,817					
	Central Office	\$1,105,548					
	Employee Benefits	\$3,191,200					
	Subtotal*		\$7,178,774	98			
Low-Income Intervention Teacher		\$245,028			Enter optional context for additional investment decisions.		
Low-Income Pupil Support Staff		\$245,028					

Additional Investments	Low-Income Extended Day Teacher	\$255,883				
	Low-Income Summer School Teacher	\$255,883				
	EL Intervention Teacher	\$139,573				
	EL Pupil Support Staff	\$139,573				
	EL Extended Day Teacher	\$145,001				
	EL Summer School Teacher	\$145,001				
	EL Core Teacher	\$174,466				
	Sp Ed Teacher	\$648,238				
	Sp Ed Instructional Assistant	\$262,584				
	Sp Ed Psychologist	\$100,039				
Subtotal		\$2,756,297				
Other Investments						
Total**		\$17,394,106			Tier Funding Check (Cell G90)	
<p>*The subtotal for Per Student Investments is a calculated figure that adjusts salary portions of Central Office and Maintenance &amp; Operations to account for regional salary differences. As a result, the sum of each individual cost factor will not equal the subtotal.</p> <p>**The total is the Final Adequacy Target (adjusted for Regionalization Factor) calculated in the Full FY 2024 EBF Calculation file. Due to differences in rounding, this figure may vary slightly from the sum of the subtotals in this table.</p>						
<p>If some or all Tier Funding was invested outside of the cost factors, please describe. (No more than 1000 characters, including spaces.)</p>						
<p align="center"><b>Part III: Support for Special Student Groups</b></p> <p>EBF statute sets aside specific allocations to be spent for special education, English learners, and low-income students. Per statute these designated funds must be spent on programs and services benefiting these specific student groups. Funds for English learners and low-income students must be spent in addition to, and not in lieu of, funding that supports general programs of instruction for all students. Funds attributable to special education must be used for the provision of special education facilities and services as outlined in ILCS 14-1.08. Current-year EBF amounts attributable to each of the special student groups must be reported in cells G100-G102 below. If the Organizational Unit received at least \$5,000 for any of the student groups, a response to the questions below is required. For amounts less than \$5,000, a response is optional. All other EBF funds may be spent in any manner deemed appropriate by the school district.</p> <p align="center"><b>Collaboration Opportunity</b> - Organizational Units may find that questions in this section are most easily and effectively completed through collaboration between program leaders affiliated with each student group and finance leaders.</p>						
FY 2025 Student Population Allocations*: Enter the dollar amount of resources attributable to Specific Populations within the FY25 Gross State Contribution. Enter "0" if no funds are allocated for a student group. Select whether amounts are estimated or actual.		Low-Income Students	Enter Amounts	Select type	*Note: Allocations for each of the three student groups are published annually at <a href="http://isbe.net/ebfdist">isbe.net/ebfdist</a> under "Reports." Amounts are typically available by September 1. Districts must use actual funding amounts if they are available before submitting the budget to ISBE.	
1)		English Learners				
		Special Education				
2)		Organizational Unit investment of EBF dollars for low-income students: Select the investments that apply. (Optionally, dollar amounts for each investment may be entered.) Response Optional	Low-Income Intervention Teacher		Low-Income Extended Day Teacher	
			[Optional - Enter \$]		[Optional - Enter \$]	
			Low-Income Pupil Support Staff		Low-Income Summer School Teacher	
			[Optional - Enter \$]		[Optional - Enter \$]	
		Additional context for the Organizational Unit's planned use of dollars attributable to low-income students in FY 2025. (Required if "Other Investments" selected above. No more than 500 characters, including spaces.)				
3)		Organizational Unit investment of EBF dollars for English learners: Select the investments that apply. (Optionally, dollar amounts for each investment may be entered.) Response Optional	English Learner Intervention Teacher		English Learner Extended Day Teacher	
			[Optional - Enter \$]		[Optional - Enter \$]	
			English Learner Pupil Support Staff		English Learner Summer School Teacher	
			[Optional - Enter \$]		[Optional - Enter \$]	
		Additional context for the Organizational Unit's planned use of dollars attributable to English learners in FY 2025. (Required if "Other Investments" selected above. No more than 500 characters, including spaces.)				

4)	Organizational Units investment of EBF dollars for Special Education: Select the investments that apply. (Optionally, dollar amounts for each investment may be entered.)  Response Optional	Special Education Teacher		Special Education Psychologist	
		[Optional - Enter \$]		[Optional - Enter \$]	
		Special Education Instructional Assistant		Other Investments	
		[Optional - Enter \$]		[Optional - Enter \$]	
	Additional context for the Organizational Unit's planned use of dollars attributable to Special Education students in FY 2025. (Required if "Other Investments" selected above. No more than 500 characters, including spaces. )				

Plan Assurances	
Please complete the assurances below related to Article 14C of the Illinois School Code, which stipulates allowable expenditures for English learners. Organizational Units should maintain supporting documentation (e.g., sign-in sheets, meeting agendas) to affirm the veracity of the below assurances. Note that a separate collection of the Bilingual Service Plan takes place before each school year and must be separately reviewed by the Bilingual Parent Advisory Committee (BPAC). Responses in this plan should be aligned with information contained in the Bilingual Service Plan. Responses in this section are only required if an Organizational Unit receives any amount of EBF dollars attributable to English learners.	
<i>Collaboration Opportunity - Organizational Units may find that the plan assurances are most easily and effectively completed if led by program leaders.</i>	
1). "I hereby affirm that at least 60% of the school district's state funds attributable to English learners will be used for instructional costs of programs and services for English learners (function 1000), in accordance with Article 14C of the Illinois School Code. The remaining balance of state funds attributable to English learners will also be used to serve English learners." <div></div> 2). "My school district has at least one attendance center with 20 or more English learners (including parental refusals) who speak the same home language other than English in grades K-12. Alternatively and/or additionally, my school district has at least one attendance center with 20 or more English learners (including parent refusals) who speak the same home language other than English in pre-K." <div></div> 3). "I hereby affirm that the school district's BPAC will review this EBF Spending Plan by or before October 31, 2024." <div></div> 4). Enter the anticipated date on which the BPAC review will take place and the name of the BPAC chair for SY 2024-25. <div>BPAC Meeting (MM/DD/YYYY)</div> <div>Name of Chair</div>	

Spending Plan Completion Tracker		
Use the information below to confirm completion of all required questions. Note that the "status" column adjusts to responses, so the tracker is most helpful to consult <u>after</u> you have completed the spending plan.		
Question	Status	Acceptance Criteria
Part 1, Q1	Incomplete	Character length of response must be >10 and <=2000, including spaces.
Part 1, Q2	Incomplete	A <u>different</u> response must be selected in G11, I11, and L11; cells cannot be blank.
Part 1, Q2 (Narrative)	Complete	Response required only if "Other" selected in G11, I11, or L11; character length of response must be >10 and <=1000, including spaces.
Part 2, Q1	Incomplete	A numeric value must be entered in cell G31 (estimated or actual Tier Funding, or 0 if appropriations did not include Tier Funding). A type must be selected in cell H31.
Part 2, Q2	Incomplete	A <u>different</u> response must be selected in G35, I35, and L35; cells cannot be blank.
Part 2, Q3	Incomplete	At least one response must be selected.
Part 2, Q4	Incomplete	Cells G43, I43, and L43 cannot be blank. "Other" may be selected more than once, but other responses may not be repeated.
Part 2, Q4 (Narrative)	Complete	Response required only if "Other" selected in G43, I43, or L43; character length of response must be >10 and <=1000, including spaces.
Part 2, Q5 (Cell G90)	Incomplete	Cell G90 must be equal to the value in cell G31.
Part 2, Q5 (Narrative)	Complete	Response required only if a value was entered in cell G89; character length of response must be >10 and <=1000, including spaces.
Part 3, Q1 Low-Income Funds	Incomplete	A numeric value must be entered. A type must be selected in cell H100.
Part 3, Q1 English Learner Funds	Incomplete	A numeric value must be entered, which may be "0" if the organizational unit received no funding for the specified student group. A type must be selected in cell H101.
Part 3, Q1 Spec. Ed. Funds	Incomplete	A numeric value must be entered. A type must be selected in cell H102.
Part 3, Q2	Complete	At least one response must be selected.
Part 3, Q2 (Narrative)	Complete	Response required only if "Other Investments" was selected in the previous question; character length of response must be >10 and <=500, including spaces.
Part 3, Q3	Complete	At least one response must be selected.
Part 3, Q3 (Narrative)	Complete	Response required only if "Other Investments" was selected in the previous question; character length of response must be >10 and <=500, including spaces.
Part 3, Q4	Complete	At least one response must be selected.
Part 3, Q4 (Narrative)	Complete	Response required only if "Other Investments" was selected in the previous question; character length of response must be >10 and <=500, including spaces.
Assurances 1	Complete	Response required if the value entered in cell G101>0.
Assurances 2	Complete	Response required if the value entered in cell G101>0.
Assurances 3	Complete	Response required if "Yes" selected in cell E133.
Assurances 4 (Meeting Date)	Complete	Response required if "Yes" selected in cell E133; enter date in MM/DD/YYYY format.
Assurances 4 (Name of Chair)	Complete	Response required if "Yes" selected in cell E133.

**ESTIMATED LIMITATION OF ADMINISTRATIVE COSTS (School Districts Only)***(For Local Use Only)****This is an estimated Limitation of Administrative Costs Worksheet only and will not be accepted for Official Submission of the Limitation of Administrative Costs Worksheet.***

The worksheet is intended for use during the budgeting process to estimate the district's percent increase of FY2025 budgeted expenditures over actual FY2024 expenditures. Budget information is copied to this page. Insert the prior year estimated actual expenditures to compute the estimated percentage increase (decrease).

The official Limitation of Administrative Costs Worksheet is attached to the end of the Annual Financial Report (ISBE Form 50-35) and may be submitted in conjunction with that report.

An official Limitation of Administrative Costs Worksheet can also be found on the ISBE website at: [Limitation of Administrative Costs](#)

**ESTIMATED LIMITATION OF ADMINISTRATIVE COSTS WORKSHEET**

(Section 17-1.5 of the School Code)

School District Name: **Lincolnwood SD 74**RCDT Number: **05016074002**

		Estimated Actual Expenditures, Fiscal Year 2024				Budgeted Expenditures, Fiscal Year 2025			
		(10)	(20)	(80)		(10)	(20)	(80)	
Description	Funct. No.	Educational Fund	Operations & Maintenance Fund	Tort Fund	Total	Educational Fund	Operations & Maintenance Fund	Tort Fund	Total
1. Executive Administration Services	2320	321,045		0	321,045	344,700		0	344,700
2. Special Area Administration Services	2330	194,007		0	194,007	202,384		0	202,384
3. Other Support Services - School Administration	2490	0		0	0	147,303		0	147,303
4. Direction of Business Support Services	2510	230,244		0	230,244	239,925	0	0	239,925
5. Internal Services	2570	24,491		0	24,491	28,500		0	28,500
6. Direction of Central Support Services	2610	0		0	0	0		0	0
7. Deduct - Early Retirement or other pension obligations required by state law and included above.		12,924		0	12,924	13,463	0	0	13,463
8. Totals		756,863	0	0	756,863	949,349	0	0	949,349
9. Estimated Percent Increase (Decrease) for FY2025 (Budgeted) over (Actual) FY 2024									25%

See: School Code, Section 10-20.21 - Contracts

[illegible]

**Reference Description**

- 1 Each fund balance should correspond to the fund balance reflected on the books as of June 30th - Balance Sheet Accounts #720 and #730 (audit figures, if available).
- 2 Accounting and Financial Reporting for Certain Grants and Other Financial Assistance. The "On-Behalf" Payments should only be reflected on this page (Budget Summary, Lines 10 and 20).
- 3 Requires the secretary of the school board to notify the county clerk (within 30 days of the transfer approval) to abate an equal amount of taxes to be next extended. See Sec. 10-22.14 & 17-2.11.
- 3a Requires notification to the county clerk to abate an equal amount from taxes next extended. See section 10-22.14
- 4 Principal on Bonds Sold:
  - (1) Funding Bonds are to be entered in the fund or funds in which the liability occurs.
  - (2) Refunding Bonds can be entered in the Debt Services Fund only.
  - (3) Building Bonds can be entered in the Capital Projects Fund only.
  - (4) Fire Prevention and Safety Bonds can be entered in the Fire Prevention & Safety Fund only.
- 5 The proceeds from the sale of school sites, buildings, or other real estate shall be used first to pay the principal and interest on any outstanding bonds on the property being sold, and after all such bonds have been retired, the remaining proceeds from the sale next shall be used by the school board to meet any urgent district needs as determined under Sections 2-3.12 and 17-2.11 of the School Code. Once these issues have been addressed, any remaining proceeds may be used for any other authorized purpose and for deposit into any district fund.
- 6 The School Code, Section 10-22.44 prohibits the transfer of interest earned on the investment of "any funds for purposes of Illinois Municipal Retirement under the Pension Code." This prohibition does not include funds for Social Security and Medicare-only purposes. For additional requirements on interest earnings, see 23 Illinois Administrative Code, Part 100, Section 100.50.
- 7 Cash plus investments must be greater than or equal to zero.
- 8 For cash basis budgets, this total will equal the Budget Summary - Total Direct Receipts/Revenues (Line 9) plus Total Other Sources of Funds (Line 46).
- 9 For cash basis budgets, this total will equal the Budget Summary - Total Direct Disbursements/Expenditures (Line 19) plus Total Other Uses of Funds (Line 79).
- 10 Working Cash Fund loans may be made to any district fund for which taxes are levied (Section 20-5 of the School Code).
- 11 Include revenue accounts 1110 through 1115, 1117, 1118 & 1120.
- 12 The School Code Section 17-2.2c. Tax for leasing educational facilities or computer technology or both, and for temporary relocation expense purposes.
- 13 Corporate personal property replacement tax revenue must be first applied to the Municipal Retirement/Social Security Fund to replace tax revenue lost due to the abolition of the corporate personal property tax (30 ILCS 115/12). This provision does not apply to taxes levied for Medicare-Only purposes.
- 14 Only tuition payments made to private facilities. See Functions 4200 or 4400 for estimated public facility disbursements/expenditures.
- 15 Payment towards the retirement of lease/purchase agreements or bonded/other indebtedness (principal only) otherwise reported within the fund - e.g.: alternate revenue bonds. (Describe & Itemize)
- 16 Only abolishment of Working Cash Fund must transfer its funds directly to the Educational Fund upon adoption of a resolution and at the close of the current school Year (see 105 ILCS 5/20-8 for further explanation)  
Only abatement of working cash fund can transfer its funds to any fund in most need of money  
(see 105 ILCS 5/20-10 for further explanation)

**BOARD OF EDUCATION OF  
LINCOLNWOOD SCHOOL DISTRICT NO. 74,  
COOK COUNTY, ILLINOIS**

**NOTICE OF AVAILABILITY OF TENTATIVE BUDGET FOR  
PUBLIC INSPECTION AND PUBLIC HEARING**

PUBLIC NOTICE IS HEREBY GIVEN BY the Board of Education of Lincolnwood School District No. 74, Cook County, Illinois, that the tentative budget for said School District for the fiscal year beginning July 1, 2024, and ending June 30, 2025, will be on file and conveniently available for public inspection at the District's Administrative Offices located at 6950 N. East Prairie Road, Lincolnwood IL 60712, in the School District from 8:00 a.m. through 4:00 p.m. each weekday, excluding public holidays, beginning August 1, 2024, and shall also be available that same day on the District's website at [www.sd74.org](http://www.sd74.org).

Notice is further given that a public hearing on said budget will be held on September 5, 2024, at 7:30 p.m. The public hearing will be held at Lincoln Hall Middle School, 6855 N. Crawford Avenue, Lincolnwood IL 60712, in the School District. The purpose of the hearing will be to present the tentative budget and receive public comments on the budget, and to disclose the cash reserve balance of all funds held by the District related to its operational levy and, if applicable, any obligations secured by those funds. The Board intends to approve the budget at the regular Board of Education meeting that follows said hearing.

By order of the Finance Committee of the Board of Education of Lincolnwood School District No. 74.

DATED this 25th day of July, 2024.

John P. Vranas  
Secretary, Board of Education  
Lincolnwood School District  
No. 74, Cook County, Illinois





## Executive Summary Finance Committee Meeting

---

DATE: July 18, 2024

TOPIC: SuperEval Subscription Proposal for 2024-2025 School Year

PREPARED BY: David Russo

### **Recommended for:**

- ☒ Action
- ☒ Discussion
- ☒ Information

### **Purpose/Background:**

SuperEval provides a web based platform for the Superintendent and Board to establish goals, submit documentation, and provide feedback relative to the Superintendent's performance. Several area superintendents are currently using the tool with success and recommended a subscription. In the future, SuperEval could be used by the Superintendent to conduct evaluations of other members of the Administrative Team.

District Legal Counsel reviewed the Terms and Conditions and authored a standard Amendment to address automatic renewal, SOPPA, and court of jurisdiction. The vendor approved all changes and signed the Amendment.

### **Fiscal Impact:**

\$4,236

### **Recommendation:**

It is the Administrative recommendation that the Finance Committee concurs to recommend to the Board of Education to approve this Proposal in the amount of \$4,236 from SuperEval to provide a superintendent evaluation tool for the 2024-2025 school year.

## PLS 3rd Learning

*Educators elevated.*

678 Main Street, Buffalo, New York 14202

P: 716.855.2250 | Toll-free (US): 1.888.855.2250

[PLS3rdLearning.com](http://PLS3rdLearning.com)

[SuperEval.com](http://SuperEval.com)

Bill To Name	Lincolnwood SD 74
Bill To	6950 N. East Prairie Rd Lincolnwood, IL 60712

Account Name	Lincolnwood SD 74
Account Address	6950 N. East Prairie Rd Lincolnwood, IL 60712

Contact Name	David L Russo
Title	Superintendent
Email	drusso@sd74.org
Phone	847-675-8234

Alt. Contact	Renee Tolnai
Alt. Email	rtolnai@sd74.org

School Year	2024-2025
Created Date	5/31/2024
Expiration Date	6/30/2025

Quote Number 00004179

Prepared by Andrea Stewart

Email [astewart@supereval.com](mailto:astewart@supereval.com)

Product	Product Description	Quantity	Sale Price	Total Price
Platform fee	Use of the platform and accounts needed for one evaluation.	1.00	\$3,841.00	\$3,841.00
Start-Up Fee	One-time fee for rostering and two onboarding sessions.	1.00	\$395.00	\$395.00
Superintendent	License included in the platform fee.	1.00	\$0.00	\$0.00

Grand Total	\$4,236.00
-------------	------------

**\*This is not an invoice. Please do not remit payment until an invoice has been sent from our finance office.\***

To accept this proposal, please sign below. Registration will begin when a purchase order is received or the district requests a non-PO invoice.

Purchase orders may be sent to [purchaseorders@SuperEval.com](mailto:purchaseorders@SuperEval.com).

Signature: \_\_\_\_\_ Name: \_\_\_\_\_ Date: \_\_\_\_\_

For terms of service visit [supereval.com/terms-of-service/](https://supereval.com/terms-of-service/).

## AMENDMENT TO AGREEMENT BETWEEN THE BOARD OF EDUCATION OF LINCOLNWOOD SCHOOL DISTRICT 74 AND PLS 3RD LEARNING

This Amendment is entered into as of June 27, 2024, by and between the Board of Education of Lincolnwood School District No. 74 (“School District”) and PLS 3rd Learning (“PLS 3rd Learning”) pursuant to the Proposal dated May 31, 2024, and the Terms of Service (collectively, the “Agreement”), and shall continue in force for any extensions of the Agreement or subsequent renewals or order forms, unless otherwise agreed by the Parties.

1. **Terms and Conditions.** This Amendment modifies the Agreement entered into by the Parties. Terms and conditions not amended herein shall have the same meaning as in the Agreement. If there is conflict between this Amendment and the Agreement, the terms of this Amendment will prevail. PLS 3rd Learning shall not materially modify or amend the Agreement (see <https://supereval.com/terms-of-service/>) during the term of this Agreement or any extension thereof, without providing written notice.
2. **Auto-Renewal.** The term of the Agreement between the parties shall not automatically renew. Subsequent extensions of the Agreement shall require notice to and approval of the School District.
3. **FOIA/OMA.** School District shall not be required to make any claim of privilege that may be applicable to prevent disclosure in response to, and will not be required to notify PLS 3rd Learning prior to any disclosure in response to, a valid FOIA request for information that is not confidential or proprietary. PLS 3rd Learning acknowledges and agrees that the Agreement is not confidential or exempt from disclosure under the Illinois Freedom of Information Act or Open Meetings Act.
4. **Governing Law/Venue.** This Agreement will be governed and construed in accordance with the laws of the State of Illinois, without regard to any conflicts of law provisions. Venue for all actions between the parties shall lie solely in the Circuit Court of Cook County, Illinois. PLS 3rd Learning hereby agrees to this exclusive venue, to personal jurisdiction of this court, and to service of process in accordance with its rules of civil procedure, and PLS 3rd Learning waives any objection that this venue is not convenient. Any references to binding arbitration, the waiver of the right to a jury trial, or the waiver of claims which may be litigated on a class or representative basis shall be deleted from the Agreement as it currently exists or as it may be modified or amended in the future.
5. **Illinois Student Privacy Laws.** In addition to its obligation to maintain student data in accordance with applicable federal laws, PLS 3rd Learning shall also maintain all student data obtained from School District in accordance with any applicable Illinois laws, including (without limitation, and only to the extent applicable) the *Illinois School Student Records Act* (105 ILCS 10/1 *et seq.*); and the *Illinois Student Online Personal Protection Act* (105 ILCS 85/1 *et seq.*).
6. **Insurance.** During the term of this Agreement and any renewal thereof, PLS 3rd Learning shall maintain a cyber-liability insurance policy insuring against data breaches. School District

shall be named as an additional insured on such policy. Any damages limitations in this Agreement shall not apply to School District in its capacity as an additional insured.

7. **Authority to Execute.** Each signatory hereto represents and warrants that he or she has the proper corporate authority to execute this Amendment and bind his or her entity to the terms and conditions hereof.

**WHEREAS**, this Amendment and its terms and conditions are agreed upon by the Parties on the date set forth above.

**BOARD OF EDUCATION OF  
LINCOLNWOOD SCHOOL DISTRICT 74**

**PLS 3RD LEARNING**

By: \_\_\_\_\_

By: Colin Freeburg

Its: \_\_\_\_\_

Its: Chief Financial Officer

Date: \_\_\_\_\_

Date: 7/9/2024

# Terms of Service

## Terms of Service (“Terms”)

Last updated: April 6, 2020

Please read these Terms of Service (“Terms”, “Terms of Service”) carefully before using and/or accessing the <http://SuperEval.com> website (the “Service”) operated by PLS 3rd Learning (“us”, “we”, or “our”) and the Customer (“you”, “your”)

Your access to and use of the Service is conditioned upon your acceptance of and compliance with these Terms. These Terms apply to all visitors, Users and others who access or use the Service.

By accessing or using the Service, you hereby agree to be bound by these Terms, which may change and/or be updated, from time to time without notice to you, unless otherwise set forth in these Terms. If you disagree with any part of the terms, then you and the Users, do not have permission to access or use the Service.

These Terms are a binding legal agreement and govern your use of the Service, including all features and functionalities, applications, updates, notifications and our user interfaces, and all Content and software associated therewith.

### Definitions:

“Account” means any unique User ID and password combination for a User that is included in the Service Order

“Agreement” means the terms of service outlined in this document.

“Consulting Services” means any provision of expertise or strategic advice that is presented remotely or face-to-face for consideration and decision-making.

“Content” the Service’s proprietary data, functionality, and intellectual property, including, but not limited to, all content, graphics, audio, video, pictures, trademarks, logos and other material on the Service, and its underlying software, algorithms, databases, look and feel ,and arrangement.

“Customer Data” means all information of your Service usage and any data, files, documents, or otherwise that you submit, view, or collect via the Service.

“Enrollment Spreadsheet” SuperEval approved spreadsheet containing User data provided by the Customer for account creation within the Service.

“Documentation” means all propriety materials relating to the Service including, but not limited to, user manuals, system support materials, and professional development materials including worksheets, and handouts.

“Subscription Term” means the initial term of your subscription to the applicable Service, as specified in your Service Order, and each subsequent renewal term (if any).

“Subscription Fee” means the amount you pay to us for the Service

“Subscription Service” or “Service” means the SuperEval web application, as outlined in your Service Order.

“Service Order” means the SuperEval approved form by which you agree to subscribe to the Service.

“Authorized User/s” or “User” means your employees, agents, contractors, representatives, successors or assigns, or agents who are authorized by us to use the Service and have unique user identifications and passwords to the Service.

“You”, “Your” and “you” means the person or entity using the Service, including its employees, agents, contractors, representatives, successors or assigns, and Authorized Users, as identified in the Service Order or Enrollment Spreadsheet that has ordered the Service from PLS 3rd Learning or an authorized distributor.

## **SAAS Services**

During the Subscription Term, Customer will receive a revocable, nonexclusive, non-assignable worldwide right to access and use the Subscription Services as described in this Agreement and the applicable Service Order. This is an Agreement for access to and use of the Subscription Service, and you are not granted a license to any software by this Agreement. This access to be used solely for your internal business operations subject to the terms of this Agreement. Customer agrees and acknowledges that this Agreement is a services agreement and SuperEval will not be delivering the software, in whole or in part, to the Customer. The Subscription Service and Consulting Services are protected by intellectual property laws, they belong to and are the property of us or our licensors (if any), and we retain all ownership rights to them. You agree not to copy, license, rent, sublicense, lease, sublease, sell, distribute, transfer, or create derivative works based on the Subscription Service or the Consulting Services in whole or in part, by any means, except as expressly authorized in writing by us.

## **Service Use Restrictions**

Except as otherwise explicitly provided in this Agreement or as may be expressly permitted by applicable law, you will not, and will not permit or authorize any User, affiliate or third party to: (a) rent, lease, transfer, license, or otherwise permit anyone to use the Service or Documentation; (b) use the Service to provide services to third parties as a service bureau, , or in any way that violates applicable law; (c) circumvent or disable any security or other technological features or measures of the Service, or attempt to probe, scan or test the vulnerability of a network or system, or to breach security or authentication measures; (d) upload or provide for processing any information or material that is illegal, defamatory, offensive, abusive, obscene, or that violates privacy or intellectual property rights of any third party in our sole discretion; (e) use the Service to harm, threaten, or harass another person or organization; or (f) send, store, or distribute any viruses, worms, Trojan horses, or other disabling code or malware component harmful to a network or system. You will not copy, reproduce, modify, translate, enhance, decompile, disassemble, reverse engineer, or create derivative works of any software or provide, disclose, or make the Service or Content available to any third party, except that you may make one copy of Customer Data, excluding the Confidential User Data, as hereinafter defined, solely for backup and archival purposes. You will neither alter nor remove any trademark notice, copyright notice, or other proprietary rights notice that may appear in any part of the Customer Data and/or Documentation and will include all such notices on any copies. You will ensure that your affiliates and permitted third parties comply with this Agreement. You will be directly and fully responsible to us for their use, conduct and/or any breach of this Agreement by them. We reserve the right to deactivate, change, or require you to change your user ID, Account, and any custom or vanity URLs, custom links, or vanity domains you may obtain through the Service for any reason or for no reason at all. We may exercise such right at any time, with or without prior notice.

## **Authorized Users**

This Agreement restricts the use of the Subscription Service to Authorized Users up to the number of users specified in the Service Order.

## **Communications**

By creating an Account on our Service, you agree to subscribe to newsletters, marketing or promotional materials and other information we may send. However, you may opt out of receiving any, or all, of these communications from us by following the unsubscribe link or instructions provided in any email we send.

## **Subscriptions**

The Service is billed on a subscription basis ("Subscription(s)"). You will be billed in advance on a recurring and periodic basis ("Billing Cycle"). Billing cycles are set on an annual basis.

At the end of each Billing Cycle, your Subscription will automatically renew under the exact same conditions unless you cancel, or PLS 3rd Learning cancels. To cancel your Subscription renewal, you must contact PLS 3rd Learning Customer support team at support@supereval.com and provide written notice of your cancellation of the Subscription renewal at least 30 days prior to the end of the Billing Cycle. Failure to provide written notice of cancellation at least 30 day prior to the end of the Billing Cycle will result in an automatic renewal of the Subscription.

A valid payment method, including credit card, is required to process the payment for your Subscription. You shall provide PLS 3rd Learning with accurate and complete billing information including full name, address, state, zip code, telephone number, and a valid payment method information. By submitting such payment information, you automatically authorize PLS 3rd Learning to charge all Subscription fees incurred through your account to any such payment instruments.

## **Fees & Payment**

Unless otherwise specified in a Service Order, the Subscription Fees for the initial subscription term are due upon execution of the Service Order. In the years following the initial subscription, Customer will be invoiced on the first day of the subscription year for the same subscriptions on the prior year Service Order. Fees for additional Service quantities will be invoiced at the time of order, unless otherwise agreed by the parties in writing. The fees are due 30 days within the invoice date.

We will provide you with notice of non-payment of any amount due. Unless the full amount has been paid and received by us, we may suspend your access to any or all of the Subscription Services ten (10) days after such notice, without further notice or demand. If a Subscription Service is suspended for non-payment, we may charge a re-activation fee to reinstate the Subscription Service.

PLS 3rd Learning, in its sole discretion and at any time, may modify the Subscription Fees for the Subscriptions. Any Subscription Fee change will become effective at the end of the then-current Billing Cycle.

PLS 3rd Learning will provide you with at least 60 days notice of any change in Subscription Fees for the next Billing Cycle.

Your continued use of the Service after the Subscription Fee change comes into effect shall constitute your agreement to pay the modified Subscription Fee amount for the applicable Billing Cycle.

## **Refunds**

Paid Subscription Fees are non-refundable or transferrable to another school year.

## **Content**

Our Service allows you to post, link, store, share and otherwise make available certain information, text, graphics, videos, or other material ("Customer Data"). You are responsible for the Customer Data that you post on or through the Service, including its legality, reliability, and appropriateness. By uploading or otherwise making available Customer Data, you automatically grant and/or warrant that the owner, if not you, has granted us the

perpetual royalty-free, non-exclusive right and license to use, reproduce, modify, publish, distribute, perform, display and transmit the Customer Data. You also permit us to access, view, store and reproduce the Customer Data to the same extent permitted herein.

By posting Customer Data on or through the Service, You represent and warrant that: (i) the Customer Data is owned by you and/or you have the right to use it and the right to grant us the rights and license as provided in these Terms, and (ii) that the posting of your Customer Data on or through the Service does not violate the privacy rights, publicity rights, copyrights, trademark rights, contract rights or any other rights of any person or entity. We reserve the right to terminate the Service if any Customer Data infringes a third-party copyright or intellectual property right.

You retain any and all of your rights to any Customer Data that you submit, post or display on or through the Service and you are responsible for protecting those rights, with the exception of the Confidential User Data. We take no responsibility and assume no liability for Customer Data you or any third-party posts on or through the Service.

PLS 3rd Learning has the right but not the obligation to monitor and edit all Customer Data provided by users.

In addition, Content found on or through this Service are the property of PLS 3rd Learning or used with permission. You may not distribute, modify, transmit, reuse, download, repost, copy, or use said Content, whether in whole or in part, for commercial purposes or for personal gain, without express advance written permission from us.

## **Accounts**

When you create an Account on the Service, you hereby represent and warrant that each User is above the age of 18, and that the information provided is true, accurate, complete, and current at all times. Inaccurate, incomplete, or obsolete information may result in the immediate termination of your account on the Service.

You are responsible for maintaining the confidentiality of your Account and password, including but not limited to the restriction of access to your computer and/or account. You agree to accept responsibility for any and all activities or actions that occur under your Account and/or password, whether your password is with our Service or a third-party service. You must notify us immediately upon becoming aware of any breach of security or unauthorized use of your account.

You may only access the Account and use the Account for lawful purposes. You are solely responsible for the knowledge of and adherence to any and all laws, rules and regulations pertaining to your use of the Account. You agree that you will not: (i) use the Account to commit a criminal offense or to encourage conduct that would constitute a criminal offense or give rise to a civil liability, or otherwise violate any local, state, Federal or international law or regulation, including, but not limited to, export control laws and regulations; (ii) upload, post, email, or otherwise transmit any unlawful, threatening, libelous, harassing, defamatory, vulgar, obscene, pornographic, profane or otherwise objectionable Customer Data or content; (iii) upload, post, email or otherwise transmit any Customer Data that you do not have a right to transmit; (iv) upload, post, email, or otherwise transmit any Customer Data that infringes any patent, trademark, trade secret, copyright or other proprietary rights of any party; (v) alter, damage or delete any Content or other Owned IP that are not your own or to otherwise interfere with the ability of others to access or use the Account; (vi) claim a relationship with or to speak for any individual, business, association, institution or other organization for which you are not authorized to claim such a relationship; (vii) upload, post, email or otherwise transmit any unsolicited advertising, promotional materials, or other forms of solicitation to other users including, without limitation, "junk mail," "spam," "chain letters," or "pyramid schemes"; (viii) interfere with or disrupt the Account or servers or networks connected to the Account, or the Service or disobey any requirements, procedures, policies or regulations of networks connected to the



Account; (ix) collect or store personal data about other users; or (x) reproduce, duplicate, copy, use, distribute, sell, resell or otherwise exploit for any commercial purposes, any portion of the Account, use of the Account or access to the Account.

### **Customer Data**

We will not use, or allow anyone else to use, Customer Data to contact any individual or company except as you direct or otherwise permit. We will use Customer Data only in order to provide the Subscription Service and Consulting Services to you and only as permitted by applicable law, this Agreement, and our Product Privacy Policy. We will not disclose Personally Identifiable Information to anyone else within the your organization unless the individual user directs and permits for such disclosure.

Notwithstanding the above, we may monitor use of the Subscription Service by all of our Customers and use the information gathered, including the Customer Data, in an aggregate and anonymous manner. We may use Customer Data as part of internal data processes to develop and improve the Service. With these internal data processes, in no event will identifying Customer Data be disclosed, included within or provided to other Customers or third parties. The aggregated and anonymized data may also be used for research purposes. Aggregated and anonymous data ensures the privacy of the individual's Personally Identifiable Information will be maintained.

We will maintain commercially appropriate administrative, physical, and technical safeguards to protect Customer Data. You consent to the Service processing of Customer Data in the United States and for the purposes set forth above.

### **Confidential User Data**

You hereby agree that you shall not have the right to, and shall not use or access Personally Identifiable Information and/or other data and information entered by users in furtherance of the Services, including, but not limited to, an individual's personal data and/or information that may or may not be part of Customer Data ( "Confidential User Data"). Further, you hereby agree that you shall not have the right to use or access data mining details concerning the Confidential User Data. No user, individual, or otherwise, including you, shall be entitled to access or use of Confidential User Data at any time.

### **Intellectual Property**

The Service and the Content (excluding proprietary Customer Data provided by users), features and functionality (collectively, "Owned IP") are and will remain the sole and exclusive property of PLS 3rd Learning and its licensors. Owned IP is protected by copyright, trademark, and other laws of both the United States and foreign countries. Our trademarks, trade dress, or Owned IP may not be used in connection with any product or service without the prior written consent of PLS 3rd Learning.

PLS 3rd Learning retains all rights, title, and interest in the Service and the Owned IP and all related intellectual property rights, including, without limitation, any modifications, improvements, updates, Customer suggestions, and customizations. Customer rights are limited to those expressly set forth in this Agreement.

By agreeing to these Terms, Customer irrevocably acknowledges that it has no ownership interest in any Software, the Service, Content, Owned IP, or in any material provided to you.

We may: (i) use your name and/or logo within product literature, press release(s), social media, and other marketing materials; (ii) quote your statements in one or more press releases; and/or (iii) make such other use of the your name and/or logo as may be agreed between the parties. Additionally, we may include your name and/or logo within its list of customers for general promotional purposes. We will comply with your trademark use guidelines as such are communicated to us in writing and we shall use your trademarks in a manner which is consistent with industry practice. Neither party grants to the other any title, interest or other right in any trademark except as provided in this section or as agreed, in writing.

## Links to Other Web Sites

Our Service may contain links to third party web sites or services that are not owned or controlled by PLS 3rd Learning.

PLS 3rd Learning has no control over, and assumes no responsibility for the content, privacy policies, or practices of any third-party web sites or services. We do not warrant the offerings of any of these entities/individuals or their websites.

You acknowledge and agree that PLS 3rd Learning shall not be responsible or liable, directly or indirectly, for any damage or loss caused or alleged to be caused by or in connection with use of or reliance on any such content, goods or services available on or through any such third party web sites or services. Further, the inclusion of these links does not imply that the other sites have given permission for inclusion of these links, or that there is any relationship between the Service or us and the linked sites. We are an independent operating company and reference to other companies does not imply any partnership, joint venture, or other legal connection where we would be responsible for the actions of their respective owners.

We strongly advise you to read the terms and conditions and privacy policies of any third-party web sites or services that you visit.

## Indemnification

You agree to defend, indemnify and hold harmless PLS 3rd Learning, its licensees, licensors, employees, contractors, agents, owners, officers, directors, affiliates, successors and assigns from and against any and all claims, demands, damages, obligations, losses, liabilities, costs or debt, and expenses (including but not limited to attorney's fees), resulting from or arising out of a) Your use and access of the Service, by you or any person using an Account and password; b) a breach of these Terms, c) Content posted on the Service, d) and Customer Data.

## Limitation of Liability

In no event shall PLS 3rd Learning, nor its directors, owners, employees, Customers, agents, suppliers, or affiliates, be liable for any indirect, incidental, special, consequential or punitive damages, including without limitation, loss of profits, data, use, goodwill, or other intangible losses, resulting from (i) your access to or use of or inability to access or use the Service; (ii) any conduct or content of any third party on the Service; (iii) any content obtained from the Service; and (iv) unauthorized access, use or alteration of your transmissions or content, whether based on warranty, contract, tort (including negligence) or any other legal theory, whether or not we have been informed of the possibility of such damage, and even if a remedy set forth herein is found to have failed of its essential purpose.

## Disclaimer

WE ARE NOT RESPONSIBLE FOR ANY INFORMATION OR CONTENT CONTAINED WITHIN THE SERVICE AND MAKE NO REPRESENTATIONS ABOUT THE SUITABILITY OF THE INFORMATION, CONTENT, OR OTHERWISE, CONTAINED IN OR ACCESSED THROUGH THE SERVICE FOR ANY PURPOSE OR AUDIENCE OR ABOUT ITS LEGITIMACY, LEGALITY, VALIDITY, ACCURACY, CORRECTNESS, RELIABILITY, QUALITY, STABILITY, COMPLETENESS, CURRENTNESS, OR SATISFACTION THAT THE SERVICE WILL MEET YOUR REQUIREMENTS. ALL SUCH CUSTOMER DATA IS SOLELY PROVIDED BY OR ON BEHALF OF YOU, THIRD PARTIES OR OTHER USERS OF THE SERVICE. YOU AGREE THAT YOUR ACCESS TO AND USE OF THE SERVICE IS AT YOUR OWN RISK, NEITHER WE NOR OUR OWNERS, OFFICERS, DIRECTORS, EMPLOYEES, AFFILIATES, AGENTS, SUCCESSORS, OR ASSIGNS WARRANT THAT THE SERVICE WILL BE UNINTERRUPTED OR ERROR-FREE; NOR DO THEY MAKE ANY WARRANTY AS TO THE RESULTS THAT MAY BE OBTAINED FROM THE USE OF THE SERVICE OR AS TO THE ACCURACY, RELIABILITY, SUITABILITY OR CONTENT OF THE SERVICE. THE SERVICE IS PROVIDED ON AN "AS IS" "AS AVAILABLE" BASIS WITHOUT

REPRESENTATIONS OR WARRANTIES OF ANY KIND, EITHER EXPRESSED OR IMPLIED, INCLUDING, BUT NOT LIMITED TO, IMPLIED WARRANTIES OF MERCHANTABILITY, FITNESS FOR A PARTICULAR PURPOSE OR AUDIENCE AND NON-INFRINGEMENT. IN NO EVENT WILL WE OR OUR OWNERS, DIRECTORS, OFFICERS, EMPLOYEES, AFFILIATES, AGENTS, SUCCESSORS, OR ASSIGNS BE LIABLE TO YOU OR ANY THIRD PARTY FOR ANY INCIDENTAL, INDIRECT, SPECIAL, OR CONSEQUENTIAL DAMAGES (EVEN IF WE HAVE BEEN ADVISED OF THE POSSIBILITY OF SUCH DAMAGES), ARISING OUT OF YOUR USE OF OR INABILITY TO ACCESS THE SERVICE, INCLUDING WITHOUT LIMITATION, LOSS OF REVENUE OR ANTICIPATED PROFITS, LOSS OF GOODWILL, LOST BUSINESS, LOST DATA, COMPUTER FAILURE OR MALFUNCTION, OR ANY AND ALL OTHER DAMAGES OR LOSSES THAT RESULT FROM MISTAKES, OMISSIONS, INTERRUPTIONS, DELETIONS OF FILES, ERRORS, DEFECTS, VIRUSES, DELAYS IN OPERATION OR TRANSMISSION OR ANY FAILURE OF PERFORMANCE, WHETHER OR NOT LIMITED TO ACTS OF GOD, COMMUNICATIONS FAILURE, THEFT, DESTRUCTION OR UNAUTHORIZED ACCESS TO THE SERVICE OR ITS PROGRAMS. BECAUSE SOME STATES DO NOT ALLOW THE EXCLUSION OR LIMITATION OF LIABILITY FOR CONSEQUENTIAL OR INCIDENTAL DAMAGES, IN SUCH STATES OUR LIABILITY IS LIMITED TO THE GREATEST EXTENT PERMITTED BY LAW.

### **Governing Law**

These Terms shall be governed and construed in accordance with the laws of the State of New York, United States, without regard to its conflict of law provisions.

### **Severability**

Our failure to enforce any right or provision of these Terms will not be considered a waiver of those rights. If any provision of these Terms is held to be invalid or unenforceable by a court, the remaining provisions of these Terms will remain in effect. These Terms constitute the entire agreement between us regarding our Service and supersede and replace any prior agreements we might have had between us regarding the Service.

### **Force Majeure**

Neither party will be responsible for failure or delay of performance if caused by: an act of war, hostility, or sabotage; act of God; electrical, internet, or telecommunication outage that is not caused by the obligated party; government restrictions; or other event outside the reasonable control of the obligated party. Each party will use reasonable efforts to mitigate the effect of a force majeure event. If such event continues for more than 30 days, either party may cancel the unperformed services upon written notice.

### **Compliance with Laws**

PLS 3rd Learning will comply with all U.S. state and federal laws in our provision of the Service and the processing of Customer Data. We reserve the right at all times to disclose any information as necessary to satisfy any law, regulation, legal process of governmental request. You will comply with all laws in your use of the Service.

### **Changes**

We reserve the right, at our sole discretion, to modify or replace these Terms at any time. If a revision is material we will provide at least 60 days' notice prior to any new terms taking effect. What constitutes a material change will be determined at our sole discretion.

By continuing to access or use our Service after any revisions become effective, you agree to be bound by the revised terms. If you do not agree to the new terms, you are no longer authorized to use the Service.

### **Contact Us**

115

If you have any questions about these Terms, please contact us (<https://supereval.com/request-info/>).

## . Search

## . Blog Categories

## . Archives

## Subscribe to SuperEval's Monthly eNewsletter

\* indicates required

Email Address \*

SuperEval will use the information you provide on this form to be in touch with you, provide updates, news, and events. Thank you for subscribing. You may opt-out at any time.


- **in** (<https://www.linkedin.com/company/supereval/>)
- **f** (<https://www.facebook.com/SuperEval-107768387233959>)
- **yt** ([https://www.youtube.com/@\\_SuperEval\\_](https://www.youtube.com/@_SuperEval_))

© 2024 PLS 3rd Learning (<https://pls3rdlearning.com>)

678 Main Street | Buffalo, NY | 14202

(844) 312-3825 (tel:8443123825)

[Terms \(/terms-of-service/\)](/terms-of-service/) | [Privacy \(/privacy/\)](/privacy/) | [Site Map \(/site-map/\)](/site-map/)



## Executive Summary Finance Committee Meeting

---

DATE: July 18, 2024

TOPIC: Intergovernmental Agreement (IGA) Amendment Between the Village of Lincolnwood and Lincolnwood School District 74 Relevant to Crossing Guard Services with a Separate Traffic IGA

PREPARED BY: David Russo

### **Recommended for:**

- ☒ Action
- ☒ Discussion
- ☒ Information

### **Purpose/Background:**

The District entered into an Intergovernmental Agreement (IGA) with the Village that includes provisions for crossing guard services. The Village was responsible for securing crossing guard personnel and the IGA called for a split of costs with the District. In FY24, the Village entered into an Agreement with Andy Frain to provide these services. The vendor's ability to meet the expectations of the Agreement were unsatisfactory. Therefore, the Village approached the District about breaking the Agreement with Andy Frain, having the District secure personnel, and continuing to split the costs. The District has been successful in securing personnel for these roles and directed Legal Counsel to prepare this Amendment to the IGA reflecting the fact that the District was now responsible for securing crossing guards and the two entities agreed to continue cost sharing.


The Facilities Committee had the opportunity to review the Traffic IGA previously and directed the Administration to pursue the project. At the time, Legal Counsel identified concerns with a couple areas of the Traffic IGA such as indemnification and the ability of the District to develop the campus traffic plan. The Village has agreed to all the changes proposed by Counsel and the Administration is recommending the District enter into this separate IGA regarding traffic.

**Fiscal Impact:**

The proposed changes to the crossing guard arrangement has the potential to save the District over \$10,000 annually. The Traffic IGA has no financial implications.

**Recommendation:**

The Finance Committee concurs with the Administration's recommendation to the Board of Education to approve this Amendment to the Village IGA relevant to crossing guard services and this Traffic IGA as presented.



## Finance Committee Meeting

DATE: July 18, 2024

TOPIC: District Finance Update

PREPARED BY: Courtney Whited

### Recommended for:

Action

☒ Discussion

☒ Information

### Purpose/Background:

To provide the Finance Committee an update on ongoing Districtwide matter(s):

#### 1. Chandani & Burns, LLC.

In October 2023, the Board approved an original Memorandum of Understanding (MOU) with Chandani & Burns, LLC. to provide staffing for the part-time Speech Language Pathologist position (0.4) at Lincoln Hall. Although we have posted the position, we remain unable to fill it through normal recruitment means. Therefore, we signed another MOU with the vendor to provide a 0.6 Speech Language Pathologist for Lincoln Hall and expanded student needs at Rutledge Hall. Legal Counsel vetted the MOU and found it to be the same as last year. The District paid \$100/hr for services last year and we were able to negotiate that down to \$85/hr because the District added the day of services.



# CHANDANI & BURNS, LLC

HELPING YOU COMMUNICATE | SPEECH AND LANGUAGE THERAPY

4711 Golf Rd., Suite 100, Skokie, IL 60076 | Ph: (847) 679-8635 | www.helpingcommunicate.com

## Memorandum of Understanding

This Memorandum of Understanding (Agreement) effective as of July (month) 17 (date), 2024 sets forth the terms and understanding between the Lincolnwood School District 74 (DISTRICT) and Chandani & Burns, LLC (SLP PRACTICE) for services provided as set forth herein.

WHEREAS, the DISTRICT is in need of services for school age students; and

WHEREAS, both parties agree the terms of this Agreement are effective for the time period between 17 July (date/month) 2024 and 12 June (date/month) 2025;

NOW, THEREFORE, in consideration of the mutual promises, covenants, and conditions hereinafter set forth in this Agreement, the parties do mutually agree as follows:

### 1. Obligations of SLP PRACTICE:

- 1.1 To complete observations, screening, and evaluations of referred students and written reports as mutually agreed upon by the DISTRICT.
- 1.2 To attend team meetings to discuss evaluation results and/or IEP recommendations as mutually agreed upon by the DISTRICT.
- 1.3 To provide consultation as mutually agreed upon by the DISTRICT.
- 1.4 To provide itinerant SLP services as mutually agreed upon by the DISTRICT.
- 1.5 To perform its duties and responsibilities under this Agreement with commercially reasonable best efforts.
- 1.6 To maintain confidentiality of student records as required by state law and professional standards.
- 1.7 To provide DISTRICT with a monthly-itemized invoice of services and expenses.

### 2. Obligations of DISTRICT:

- 2.1 **Within 30 days of receiving an invoice**, to pay services rendered as requested by the DISTRICT:
  - 2.1.1 \$85 per hour for SLP therapy/treatment and evaluation services including report writing/IEP development.
  - 2.1.2 \$85 per hour for SLP assessment result interpretation and recommendation meetings (these may be conducted via phone/tele-/remote conference if all parties agree).
  - 2.1.3 \$85 per hour for SLP consultation services including but not limited to onsite visits.





# CHANDANI & BURNS, LLC

HELPING YOU COMMUNICATE | SPEECH AND LANGUAGE THERAPY

4711 Golf Rd., Suite 100, Skokie, IL 60076 | Ph: (847) 679-8635 | www.helpingcommunicate.com

- 2.1.4 \$85 per hour for SLP screening services
    - 2.1.5 \$15 per half-hour travel (*only if off-site travel within a 5-mile radius applies*)
  - 2.2 If services vary from the contracted number of hours in #3 below, due to illness, professional meetings, inclement weather, school closing, or additional hours approved by the Director of Special Education, appropriate adjustment will be reflected in the final month's billing. In the case of unexpected cancellations or school closures, the SLP PRACTICE/provider reserves the right to make every attempt to reschedule make-up sessions to make up for lost time and wages.
  - 2.3 DISTRICT will provide the SLP PRACTICE provider with a list of students to be serviced (caseload) and any necessary information regarding each student on the caseload.
  - 2.4 DISTRICT will provide testing materials and record forms for students to be tested; an appropriate treatment space, materials, and supplies; and support services.
  - 2.5 All payments will be made directly to CHANDANI & BURNS, LLC via check or direct deposit.
3. Term of Service. The services described in this Agreement will be provided from 17/ JULY (date/month) 2024 through 12/ JUNE (date/month) 2025.

Services will be provided as follows:  
Speech-language services at an average of 21 hours per week (i.e., 8 am to 3:30 pm, on three designated days minus time spent for lunch/30 minutes on each day).

Speech-language services may include, but not be limited to:

  - Screening of speech-language and dysphagia disorders.
  - Diagnosis of speech-language and dysphagia disorders.
  - Treatment of speech-language and dysphagia disorders.
  - Preparation of materials necessary for such treatment.
  - Record keeping and documentation.
  - Report writing.
  - Writing speech-language IEP goals and objectives.
  - Consultation with school team and families.
  - Attendance at IEP and other meetings as necessary.
  - Supervision of speech-language assistants (if applicable).
4. Termination for Convenience. Either party may terminate this Agreement at any time without penalty provided that written notice of such termination is furnished to the other party at least 45 days prior to termination. If termination



# CHANDANI & BURNS, LLC

HELPING YOU COMMUNICATE | SPEECH AND LANGUAGE THERAPY

4711 Golf Rd., Suite 100, Skokie, IL 60076 | Ph: (847) 679-8635 | www.helpingcommunicate.com

occurs in accordance with this Section, any balance remaining will be paid for services previously rendered.

5. Terms and Method of Payment. Chandani & Burns, LLC will submit an itemized invoice for services provided and expenses incurred on a monthly basis. Invoices will be sent or emailed to the special education director for review and approval. **Payment is to be made within 30 calendar days of invoice receipt.** Payment shall be mailed first class postage pre-paid to the address in Section 10.
6. Relationship of Parties. Chandani & Burns, LLC is an independent contractor and not a DISTRICT employee. Each party will furnish to the other such cooperation and assistance as may reasonably be required and specified hereunder.
  - 6.1 It is agreed that any and all Chandani & Burns, LLC services that require travel to the DISTRICT will be provided on dates specifically agreed to by both parties.
  - 6.2 Noncompete: Throughout the term of this Agreement and for a period of two (2) years following the termination or expiration of this Agreement, the contracted SLP (i.e., employee of Chandani & Burns, LLC), may not be directly employed, engaged for hire or otherwise contracted for therapeutic services by the Lincolnwood School District 74, unless agreed upon by Chandani & Burns, LLC.
7. Confidentiality of Student Information. If, during the course of Chandani & Burns, LLC provider's performance under this Agreement, provider should obtain any information pertaining to the students' official records, Chandani & Burns, LLC agrees that this Agreement shall not be construed by either party to constitute a waiver of or to in any manner diminish the provisions for confidentiality of students' official records. SLP PRACTICE will comply with all Federal, State, and Local regulations concerning IDEA and maintenance of confidentiality.
8. Severability. If any provision of this Agreement shall be held to be invalid or unenforceable for any reason, the remaining provisions shall continue to be valid and enforceable. If a court finds that any provisions of this Agreement is invalid or unenforceable, but that by limiting such provision it would become valid and enforceable, then such provision shall be deemed to be written, construed, and enforced as so limited.
9. Entire Agreement. This Agreement constitutes and expresses the entire agreement and understanding between the parties concerning the subject matter of this Agreement.



# CHANDANI & BURNS, LLC

HELPING YOU COMMUNICATE | SPEECH AND LANGUAGE THERAPY

4711 Golf Rd., Suite 100, Skokie, IL 60076 | Ph: (847) 679-8635 | www.helpingcommunicate.com

10. Notice. Any notice given or requested to be given pursuant to this Agreement shall be hand delivered, emailed, or mailed, first class postage pre-paid, to the DISTRICT at 6950 N. EAST PRADDE, LYCONWOOD, IL (physical address)/ drusso@sd74.org (email address) and to Chandani & Burns, LLC at the address 4711 Golf Rd., Suite 100, Skokie, IL 60076 and email: chandaniandburns@gmail.com or at such other address as either party may direct in writing.
11. Applicable Law. This Agreement shall be governed in accordance with the laws of Illinois.

*Heera Chandani, MA CCC-SLP*

Chandani & Burns, LLC  
Heera Chandani, MA CCC-SLP/L  
Owner/CEO

Date

*[Signature]*  
*Superintendent*

*7/17/24*

President of the Board of Education/  
Authorized signature for the school district

Date