



LINCOLNWOOD SCHOOL  
DISTRICT 74  
BOARD OF EDUCATION  
Finance Committee Meeting  
AGENDA  
Thursday, January 18, 2024 at  
**6:30 PM**

BOARD OF EDUCATION  
Kevin Daly, *President*  
Rupal Shah Mandal, *Vice President*  
John P. Vranas, *Secretary*  
Maxie Boynton  
Myra A. Foutris  
Jay Oleniczak  
Peter D. Theodore

ADMINISTRATION  
Dr. David L. Russo, *Superintendent of Schools*  
Dr. Dominick M. Lupo, *Assistant Superintendent for  
Curriculum and Instruction*  
Courtney Whited, *Business Manager/CSBO*

*Agenda of the Finance Committee Meeting of the Board of Education of Lincolnwood School District 74,  
Cook County, Illinois, to be held in the Marvin Garlich Administration Building  
6950 N. East Prairie Road  
Lincolnwood, Illinois 60712,  
on Thursday, January 18, 2024.*

*IN-PERSON PARTICIPATION: It is expected that all members of the Finance Committee, plus several administrators, will be physically present at the Marvin Garlich Administration Building located at 6950 N. East Prairie Road, Lincolnwood, IL. The public is welcome.*

1. CALL TO ORDER/ROLL CALL

FINANCE COMMITTEE MEMBERS

Peter D. Theodore (BOE), Chair  
Jay Oleniczak (BOE), Co-Chair  
John P. Vranas (BOE)  
Michael Bartholomew, Community Member  
Maja Kenjar, Community Member  
Steven Pawlow, Community Member  
Paul Stellatos, Community Member

ADMINISTRATORS/STAFF

Dr. David L. Russo, Superintendent of Schools  
Dr. Dominick M. Lupo, Assistant Superintendent for Curriculum and Instruction  
Courtney Whited, Business Manager/CSBO  
Jordan Stephen, Director of Technology

2. AUDIENCE TO VISITORS

3. APPROVAL OF MINUTES

a. Finance Committee Meeting Minutes - **NOVEMBER 16, 2023** 3

Motion by member: \_\_\_\_\_ Seconded by: \_\_\_\_\_

4. INFORMATION/DISCUSSION: FUND BALANCE REPORT

a. Fund Balance Report - **NOVEMBER 2023** 6

5. OLD BUSINESS

a. IGS Electricity Contract Beginning April 2024 29

6. NEW BUSINESS


a. Donation of Floor Hockey Equipment from <sup>1</sup>The Chicago Blackhawks 43

b.	Donation of \$250 from the ROSE Foundation	45
c.	Post-Issuance Tax Compliance Reports	47
d.	Comprehensive District Software Inventory Report	56
7.	<u>INFORMATION/DISCUSSION</u> : District Purchasing Update(s) - <i>Dr. David L. Russo, Dr. Dominick M. Lupo, Jordan Stephen</i>	<u>73</u>
a.	Novel Effect Renewal for 2023-2024	
b.	Raptor Renewal	
c.	QuaverEd Renewal	
d.	AT&T Long Distance Contract Cancellation for 2023-2024	
e.	E-Replacements	
8.	<u>INFORMATION/DISCUSSION</u> : District Finance Update - <i>Courtney Whited, Business Manager/CSBO</i>	<u>75</u>
a.	Student Transportation Services for Regular Education	
b.	Debt/Bonds: Principal & Interest Payments (Attachment)	76
9.	ADJOURNMENT	

Motion by member: \_\_\_\_\_ Seconded by: \_\_\_\_\_

***Dr. David L. Russo, Superintendent of Schools***

*Lincolnwood School District 74 is subject to the requirements of the Americans with Disabilities Act of 1990. Individuals with disabilities who plan to attend this meeting and who require certain accommodations in order to allow them to observe and/or participate in this meeting, or who have questions regarding the accessibility of this meeting or facility, are requested to contact the District Office at 847-675-8234 promptly to allow Lincolnwood School District 74 to make reasonable accommodations for those persons.*



LINCOLNWOOD SCHOOL DISTRICT 74  
BOARD OF EDUCATION  
Finance Committee Meeting Minutes  
Thursday, November 16, 2023 at **6:30 PM**

BOARD OF EDUCATION  
**Kevin Daly, President**  
**Rupal Shah Mandal, Vice President**  
**John P. Vranas, Secretary**  
**Maxie Boynton**  
**Myra A. Foutris**  
**Jay Oleniczak**  
**Peter D. Theodore**

ADMINISTRATION  
**Dr. David L. Russo, Superintendent of Schools**  
**Dr. Dominick M. Lupo, Assistant Superintendent for Curriculum and Instruction**  
**Courtney Whited, Business Manager/CSBO**

*Minutes of the Finance Committee Meeting of the Board of Education of Lincolnwood School District 74, Cook County, Illinois, was held in the Marvin Garlich Administration Building 6950 N. East Prairie Road, Lincolnwood, Illinois 60712, on Thursday, November 16, 2023.*

1. CALL TO ORDER/ROLL CALL

Chair Theodore called the Finance Committee meeting to order at 6:32 p.m.

FINANCE COMMITTEE MEMBERS

Peter D. Theodore (BOE), Chair  
Jay Oleniczak (BOE), Co-Chair  
John P. Vranas (BOE)  
Michael Bartholomew, Community Member  
Steven Pawlow, Community Member

FINANCE COMMITTEE MEMBERS NOT PRESENT

Maja Kenjar, Community Member  
Paul Stellatos, Community Member

OTHERS PRESENT

Matt Beran, Lauterbach & Amen, LLP

ADMINISTRATORS/STAFF

Dr. David L. Russo, Superintendent of Schools  
Dr. Dominick M. Lupo, Assistant Superintendent for Curriculum and Instruction  
Courtney Whited, Business Manager/CSBO  
Jordan Stephen, Director of Technology

2. AUDIENCE TO VISITORS

None

3. APPROVAL OF MINUTES

a. Finance Committee Meeting Minutes - **SEPTEMBER 21, 2023**

A motion was made, seconded, and passed to approve the minutes from the September 21, 2023, Finance Committee meeting.

b. Finance Committee Meeting Minutes - **OCTOBER 19, 2023**

A motion was made, seconded, and passed to approve the minutes from the October 19, 2023, Finance Committee meeting.

4. FUND BALANCE REPORT

a. Fund Balance Report - **SEPTEMBER 2023**

Courtney Whited, Business Manager/CSBO, presented the Fund Balance Report for September 2023.

5. OLD BUSINESS

a. Final 2023 Levy

Courtney Whited, Business Manager/CSBO, presented the 2023 Property Tax Levy.

A motion was made, seconded and passed that the Finance Committee concurs with the Administration to recommend to the Board of Education to adopt the 2023 Levy by approving the Resolution Authorizing Final Aggregate Tax Levy for the Year 2023, Certificate of Tax Levy including Secretary's Certificate, and Resolution Authorizing Life Safety Levy including Secretary's Certificate.

b. FY23 Final Audit and The OPEB GASB 74/75 by Lauterbach & Amen, LLP

Matt Beran, Lauterbach & Amen, LLP presented the FY23 Final Audit and The OPEB GASB 74/75 to the Finance Committee. Matt explained the timeline of the Audit and the processes evaluated. The Committee asked the Administration to step out of the meeting so the Committee could meet with Matt Beran without the Administration present.

A motion was made, seconded and passed that the Finance Committee concurs with the Administration to recommend to the Board of Education to accept the FY23 Final Audit from Lauterbach & Amen, LLP.

6. NEW BUSINESS

a. 2024-25 School Fees Draft

Courtney Whited, Business Manager/CSBO, presented the 2024-25 School Fees Draft. Courtney explained that the cost to provide lunch has increased and requested the Committee's support to increase the cost of lunch from \$2.50 to \$3.00.

A motion was made, seconded and passed that the Finance Committee concurs with the Administration to recommend to the Board of Education to approve the 2024-25 School Fee Schedule, as presented.

b. Public Act 103-0291 Transportation Benefits Program Act

A motion was made, seconded and passed that the Finance Committee concurs with the Administration to recommend to the Board of Education to approve the District's enrollment in Ventra's Transit Benefit Program beginning January 1, 2024.

c. Staff Desktop Refresh For 2023-2024 School Year

The Committee asked that the recommendation on the Executive Summary read; The Finance Committee concurs with the Administration's recommendation to the Board of Education to continue with the replacement of the specialized computer equipment within the District in an amount not to exceed \$9,694.20.

A motion was made, seconded and passed that the Finance Committee concurs with the Administration to recommend to the Board of Education to continue with the replacement of the specialized computer equipment within the District in an amount not to exceed \$9,694.20.

7. District Purchasing Update(s) - *Dr. David L. Russo, Dr. Dominick M. Lupo, Jordan Stephen*

- a. XtraMath Renewal for 2023-2024
- b. BreakoutEDU Renewal for 2023-2024
- c. Infinite Connections, Inc. Renewal for 2023-2024
- d. E-Recycle Update

8. ADJOURNMENT

A motion was made, seconded and passed to adjourn the Finance Committee meeting. The Finance Committee meeting was adjourned at 7:13 p.m.

The next Finance Committee meeting will be Thursday, December 14, 2023 at 6:30 p.m. The public is welcome.

---

Peter D. Theodore, Chair

---

Jay Oleniczak, Co-chair

Lincolnwood School District 74

Fund Balances

Fiscal Year: 2023-2024

Month: November  
 Year: 2023  
 Fund Type:

Include Cash Balance  
 FY End Report

<u>Fund</u>	<u>Description</u>	<u>Beginning Balance</u>	<u>Revenue</u>	<u>Expense</u>	<u>Transfers</u>	<u>Fund Balance</u>
10	EDUCATIONAL	\$14,185,013.40	\$5,114,969.91	(\$7,519,965.81)	\$0.00	\$11,780,017.50
20	OPERATIONS & MAINTENANCE	\$4,215,122.81	\$420,902.74	(\$1,151,981.96)	(\$2,000,000.00)	\$1,484,043.59
30	DEBT SERVICE	\$805,374.06	\$316,887.93	\$0.00	\$0.00	\$1,122,261.99
40	TRANSPORTATION	\$1,742,536.99	\$412,892.73	(\$457,814.97)	\$0.00	\$1,697,614.75
50	MUNICIPAL RETIREMENT	\$0.00	\$0.00	\$0.00	\$0.00	\$0.00
51	IMRF	\$808,701.76	\$43,667.96	(\$70,064.21)	\$0.00	\$782,305.51
52	SOCIAL SECURITY AND MEDICARE	\$405,685.77	\$75,111.00	(\$127,974.31)	\$0.00	\$352,822.46
60	CAPITAL PROJECTS	\$4,594,191.64	\$452,699.02	(\$1,249,645.57)	\$2,000,000.00	\$5,797,245.09
70	WORKING CASH	\$586,340.43	\$4,303.57	\$0.00	\$0.00	\$590,644.00
80	TORT IMMUNITY	\$439,581.77	\$39,347.80	(\$8,655.00)	\$0.00	\$470,274.57
90	FIRE PREVENTION & SAFETY	\$2,946,220.34	\$58,106.45	(\$1,300,230.69)	\$0.00	\$1,704,096.10
99	LINCOLNWOOD SCHOOLS ACTIVITY FUN	\$0.00	\$0.00	\$0.00	\$0.00	\$0.00
Grand Total:		\$30,728,768.97	\$6,938,889.11	(\$11,886,332.52)	\$0.00	\$25,781,325.56

End of Report

Lincolnwood School District 74

Treasurers Report FUND- All Funds As of 11/30/2023

Fiscal Year: 2023-2024

ASSETS

CASH & INVESTMENTS

Cash in Bank (+)	\$25,457,190.32
Imprest Fund (+)	\$15,076.73
Petty Cash (+)	\$100.00

Sub-total : CASH & INVESTMENTS	\$25,472,367.05
--------------------------------	-----------------

DUE FROM OTHER GOVERNMENTS

Inter-Governmental Loans (+)	(\$467.03)
------------------------------	------------

Sub-total : DUE FROM OTHER GOVERNMENTS	(\$467.03)
--	------------

Total : ASSETS	\$25,471,900.02
----------------	-----------------

LIABILITIES

ACCOUNTS PAYABLE

Accounts Payable (+)	\$61,290.18
----------------------	-------------

Sub-total : ACCOUNTS PAYABLE	\$61,290.18
------------------------------	-------------

OTHER CURRENT LIABILITIES

Other Liabilities (+)	\$35,306.39
-----------------------	-------------

Payroll Liabilities (+)	(\$406,022.11)
-------------------------	----------------

Sub-total : OTHER CURRENT LIABILITIES	(\$370,715.72)
---------------------------------------	----------------

Total : LIABILITIES	(\$309,425.54)
---------------------	----------------

FUND BALANCE

Unreserved Fund Balance

Fund Balance (+)	\$30,728,768.97
------------------	-----------------

Sub-total : Unreserved Fund Balance	\$30,728,768.97
-------------------------------------	-----------------

NET INCREASE (DECREASE)

NET INCREASE (DECREASE) (+)	(\$4,947,443.41)
-----------------------------	------------------

Sub-total : NET INCREASE (DECREASE)	(\$4,947,443.41)
-------------------------------------	------------------

Total : FUND BALANCE	\$25,781,325.56
----------------------	-----------------

Total LIABILITIES + FUND BALANCE	\$25,471,900.02
----------------------------------	-----------------

End of Report

## Lincolnwood School District 74

### Treasurers Report FUND- All Funds For the Period 11/01/2023 through 11/30/2023

Fiscal Year: 2023-2024

	<u>11/01/2023 - 11/30/2023</u>	<u>Year To Date</u>	<u>Budget</u>	<u>Budget Balance</u>	
<b>REVENUE</b>					
<b>LOCAL SOURCES</b>					
Property Tax Receipts (+)	\$4,130,433.61	\$4,649,531.06	\$27,268,336.00	\$22,618,804.94	17.1%
Payments in Lieu of Taxes (+)	\$0.00	\$605,308.39	\$1,290,000.00	\$684,691.61	46.9%
Tuition Payments Received (+)	\$0.00	\$37,265.00	\$240,000.00	\$202,735.00	15.5%
Interest Revenue Received (+)	\$35,527.49	\$204,516.20	\$630,000.00	\$425,483.80	32.5%
Sales to Pupils & Adults (+)	\$47.00	\$68,154.58	\$200,000.00	\$131,845.42	34.1%
Activity Fees Received (+)	\$152.00	\$49,329.53	\$122,500.00	\$73,170.47	40.3%
Other Local Revenue (+)	\$110,599.59	\$164,909.19	\$295,222.00	\$130,312.81	55.9%
Rental Revenue (+)	\$0.00	\$49,451.87	\$98,000.00	\$48,548.13	50.5%
<b>Sub-total : LOCAL SOURCES</b>	<b>\$4,276,759.69</b>	<b>\$5,828,465.82</b>	<b>\$30,144,058.00</b>	<b>\$24,315,592.18</b>	<b>19.3%</b>
<b>STATE SOURCES</b>					
State Grants & Aid Received (+)	\$106,060.00	\$668,336.29	\$1,622,000.00	\$953,663.71	41.2%
<b>Sub-total : STATE SOURCES</b>	<b>\$106,060.00</b>	<b>\$668,336.29</b>	<b>\$1,622,000.00</b>	<b>\$953,663.71</b>	<b>41.2%</b>
<b>FEDERAL SOURCES</b>					
Federal Grants & Aid Received (+)	\$3,922.00	\$442,087.00	\$1,238,804.00	\$796,717.00	35.7%
<b>Sub-total : FEDERAL SOURCES</b>	<b>\$3,922.00</b>	<b>\$442,087.00</b>	<b>\$1,238,804.00</b>	<b>\$796,717.00</b>	<b>35.7%</b>
<b>Total : REVENUE</b>	<b>\$4,386,741.69</b>	<b>\$6,938,889.11</b>	<b>\$33,004,862.00</b>	<b>\$26,065,972.89</b>	<b>21.0%</b>
<b>EXPENDITURES</b>					
<b>REGULAR K-12 PROGRAMS</b>					
Salaries (-)	\$620,548.79	\$2,115,763.00	\$8,010,572.00	\$5,894,809.00	26.4%
Employee Benefits (-)	\$115,659.06	\$354,878.84	\$1,372,227.00	\$1,017,348.16	25.9%
Termination Benefits (-)	\$9,496.14	\$122,920.80	\$403,608.00	\$280,687.20	30.5%
Purchased Services (-)	\$9,998.79	\$58,176.27	\$220,600.00	\$162,423.73	26.4%
Supplies & Materials (-)	\$24,583.72	\$165,287.60	\$660,788.00	\$495,500.40	25.0%
Capital Expenditures (-)	\$0.00	\$124,109.25	\$258,600.00	\$134,490.75	48.0%
Other Objects (-)	\$0.00	\$0.00	\$1,200.00	\$1,200.00	0.0%
Non-Capitalized Equipment (-)	(\$103.17)	\$2,176.22	\$113,250.00	\$111,073.78	1.9%
<b>Sub-total : REGULAR K-12 PROGRAMS</b>	<b>(\$780,183.33)</b>	<b>(\$2,943,311.98)</b>	<b>(\$11,040,845.00)</b>	<b>(\$8,097,533.02)</b>	<b>26.7%</b>
<b>PRE-K PROGRAMS</b>					
Salaries (-)	\$19,774.48	\$69,210.68	\$278,422.00	\$209,211.32	24.9%
Employee Benefits (-)	\$6,721.91	\$22,683.24	\$72,205.00	\$49,521.76	31.4%
Supplies & Materials (-)	\$188.39	\$584.92	\$4,200.00	\$3,615.08	13.9%
Capital Expenditures (-)	\$0.00	\$1,837.70	\$1,850.00	\$12.30	99.3%
Non-Capitalized Equipment (-)	\$1,307.55	\$1,307.55	\$500.00	(\$807.55)	261.5%
<b>Sub-total : PRE-K PROGRAMS</b>	<b>(\$27,992.33)</b>	<b>(\$95,624.09)</b>	<b>(\$357,177.00)</b>	<b>(\$261,552.91)</b>	<b>26.8%</b>
<b>SPECIAL ED PROGRAMS K-12</b>					
Salaries (-)	\$105,973.31	\$359,445.42	\$1,350,598.00	\$991,152.58	26.6%
Employee Benefits (-)	\$28,149.43	\$89,338.83	\$363,836.00	\$274,497.17	24.6%
Purchased Services (-)	\$103.32	\$576.12	\$800.00	\$223.88	72.0%
Supplies & Materials (-)	\$0.00	\$313.52	\$3,500.00	\$3,186.48	9.0%
Capital Expenditures (-)	\$0.00	\$1,845.00	\$5,500.00	\$3,655.00	33.5%
Other Objects (-)	\$0.00	\$250.00	\$200.00	(\$50.00)	125.0%

Operating Statement with Budget



Lincolnwood School District 74

Treasurers Report FUND- All Funds For the Period 11/01/2023 through 11/30/2023

Fiscal Year: 2023-2024

	11/01/2023 - 11/30/2023	Year To Date	Budget	Budget Balance	
Non-Capital Equipment (-)	\$67.43	\$302.41	\$3,500.00	\$3,197.59	8.6%
Sub-total : SPECIAL ED PROGRAMS K-12	(\$134,293.49)	(\$452,071.30)	(\$1,727,934.00)	(\$1,275,862.70)	26.2%
<b>REMEDIAL &amp; SUPPLEMENTAL K-12</b>					
Salaries (-)	\$45,722.06	\$162,408.16	\$606,768.00	\$444,359.84	26.8%
Employee Benefits (-)	\$8,855.10	\$25,840.81	\$98,830.00	\$72,989.19	26.1%
Purchased Services (-)	\$3,360.00	\$56,443.02	\$53,490.00	(\$2,953.02)	105.5%
Supplies & Materials (-)	\$137.48	\$563.88	\$9,965.00	\$9,401.12	5.7%
Sub-total : REMEDIAL & SUPPLEMENTAL K-12	(\$58,074.64)	(\$245,255.87)	(\$769,053.00)	(\$523,797.13)	31.9%
<b>INTERSCHOLASTIC PROGRAMS</b>					
Salaries (-)	\$2,169.31	\$6,696.60	\$100,000.00	\$93,303.40	6.7%
Employee Benefits (-)	\$140.53	\$431.36	\$4,300.00	\$3,868.64	10.0%
Supplies & Materials (-)	\$1,917.60	\$3,682.18	\$6,500.00	\$2,817.82	56.6%
Capital Expenditures (-)	\$0.00	\$0.00	\$1,500.00	\$1,500.00	0.0%
Other Objects (-)	\$0.00	\$3,500.00	\$3,500.00	\$0.00	100.0%
Sub-total : INTERSCHOLASTIC PROGRAMS	(\$4,227.44)	(\$14,310.14)	(\$115,800.00)	(\$101,489.86)	12.4%
<b>SUMMER SCHOOL PROGRAMS</b>					
Salaries (-)	\$0.00	\$37,467.38	\$71,000.00	\$33,532.62	52.8%
Employee Benefits (-)	\$0.00	\$1,654.88	\$3,545.00	\$1,890.12	46.7%
Supplies & Materials (-)	\$0.00	\$0.00	\$2,500.00	\$2,500.00	0.0%
Sub-total : SUMMER SCHOOL PROGRAMS	\$0.00	(\$39,122.26)	(\$77,045.00)	(\$37,922.74)	50.8%
<b>GIFTED PROGRAMS</b>					
Salaries (-)	\$38,652.14	\$135,282.49	\$502,478.00	\$367,195.51	26.9%
Employee Benefits (-)	\$7,673.49	\$23,599.59	\$93,752.00	\$70,152.41	25.2%
Supplies & Materials (-)	\$91.09	\$2,203.38	\$3,950.00	\$1,746.62	55.8%
Sub-total : GIFTED PROGRAMS	(\$46,416.72)	(\$161,085.46)	(\$600,180.00)	(\$439,094.54)	26.8%
<b>BILINGUAL PROGRAMS</b>					
Salaries (-)	\$52,741.88	\$184,495.19	\$689,408.00	\$504,912.81	26.8%
Employee Benefits (-)	\$8,849.12	\$27,333.68	\$110,064.00	\$82,730.32	24.8%
Purchased Services (-)	\$0.00	\$0.00	\$3,200.00	\$3,200.00	0.0%
Supplies & Materials (-)	\$0.00	\$220.59	\$10,000.00	\$9,779.41	2.2%
Sub-total : BILINGUAL PROGRAMS	(\$61,591.00)	(\$212,049.46)	(\$812,672.00)	(\$600,622.54)	26.1%
<b>ATTENDANCE &amp; SOCIAL WORK</b>					
Salaries (-)	\$31,857.20	\$111,500.20	\$414,143.00	\$302,642.80	26.9%
Employee Benefits (-)	\$3,871.13	\$12,090.81	\$47,683.00	\$35,592.19	25.4%
Purchased Services (-)	\$0.00	\$0.00	\$300.00	\$300.00	0.0%
Supplies & Materials (-)	\$174.52	\$395.68	\$2,000.00	\$1,604.32	19.8%
Sub-total : ATTENDANCE & SOCIAL WORK	(\$35,902.85)	(\$123,986.69)	(\$464,126.00)	(\$340,139.31)	26.7%
<b>HEALTH SERVICES</b>					
Salaries (-)	\$12,846.14	\$57,406.38	\$173,000.00	\$115,593.62	33.2%
Employee Benefits (-)	\$2,610.94	\$12,630.83	\$60,611.00	\$47,980.17	20.8%

Operating Statement with Budget

Lincolnwood School District 74

Treasurers Report FUND- All Funds For the Period 11/01/2023 through 11/30/2023

Fiscal Year: 2023-2024

	<u>11/01/2023 - 11/30/2023</u>	<u>Year To Date</u>	<u>Budget</u>	<u>Budget Balance</u>	
Purchased Services (-)	\$46.25	\$30,952.75	\$80,500.00	\$49,547.25	38.5%
Supplies & Materials (-)	\$515.38	\$2,054.31	\$5,400.00	\$3,345.69	38.0%
Capital Expenditures (-)	\$0.00	\$0.00	\$3,000.00	\$3,000.00	0.0%
Other Objects (-)	\$400.00	\$400.00	\$750.00	\$350.00	53.3%
Non-Capital Equipment (-)	\$0.00	\$0.00	\$1,500.00	\$1,500.00	0.0%
<b>Sub-total : HEALTH SERVICES</b>	<b>(\$16,418.71)</b>	<b>(\$103,444.27)</b>	<b>(\$324,761.00)</b>	<b>(\$221,316.73)</b>	<b>31.9%</b>
<b>PSYCHOLOGICAL SERVICES</b>					
Salaries (-)	\$14,267.54	\$49,936.39	\$185,478.00	\$135,541.61	26.9%
Employee Benefits (-)	\$3,241.74	\$9,938.69	\$39,511.00	\$29,572.31	25.2%
Purchased Services (-)	\$0.00	\$1,035.30	\$2,300.00	\$1,264.70	45.0%
Supplies & Materials (-)	\$0.00	\$0.00	\$1,400.00	\$1,400.00	0.0%
<b>Sub-total : PSYCHOLOGICAL SERVICES</b>	<b>(\$17,509.28)</b>	<b>(\$60,910.38)</b>	<b>(\$228,689.00)</b>	<b>(\$167,778.62)</b>	<b>26.6%</b>
<b>SPEECH PATHOLOGY &amp; AUDIOLOGY</b>					
Salaries (-)	\$19,347.98	\$71,299.98	\$284,658.00	\$213,358.02	25.0%
Employee Benefits (-)	\$3,432.22	\$10,683.59	\$42,774.00	\$32,090.41	25.0%
Purchased Services (-)	\$4,200.00	\$4,433.10	\$2,000.00	(\$2,433.10)	221.7%
Supplies & Materials (-)	\$0.00	\$360.63	\$1,450.00	\$1,089.37	24.9%
<b>Sub-total : SPEECH PATHOLOGY &amp; AUDIOLOGY</b>	<b>(\$26,980.20)</b>	<b>(\$86,777.30)</b>	<b>(\$330,882.00)</b>	<b>(\$244,104.70)</b>	<b>26.2%</b>
<b>OTHER SUPPORT SERVICES - PUPILS</b>					
Salaries (-)	\$10,574.24	\$30,597.83	\$86,000.00	\$55,402.17	35.6%
Employee Benefits (-)	\$681.66	\$1,924.18	\$5,870.00	\$3,945.82	32.8%
<b>Sub-total : OTHER SUPPORT SERVICES - PUPILS</b>	<b>(\$11,255.90)</b>	<b>(\$32,522.01)</b>	<b>(\$91,870.00)</b>	<b>(\$59,347.99)</b>	<b>35.4%</b>
<b>IMPROVEMENT OF INSTRUCTION</b>					
Salaries (-)	\$27,500.40	\$160,267.09	\$377,126.00	\$216,858.91	42.5%
Employee Benefits (-)	\$4,691.13	\$23,521.42	\$62,781.00	\$39,259.58	37.5%
Purchased Services (-)	\$666.32	\$20,746.05	\$67,785.00	\$47,038.95	30.6%
Supplies & Materials (-)	\$0.00	\$218.32	\$2,000.00	\$1,781.68	10.9%
Other Objects (-)	\$0.00	\$0.00	\$4,425.00	\$4,425.00	0.0%
<b>Sub-total : IMPROVEMENT OF INSTRUCTION</b>	<b>(\$32,857.85)</b>	<b>(\$204,752.88)</b>	<b>(\$514,117.00)</b>	<b>(\$309,364.12)</b>	<b>39.8%</b>
<b>EDUCATIONAL MEDIA</b>					
Salaries (-)	\$21,820.52	\$76,371.82	\$283,667.00	\$207,295.18	26.9%
Employee Benefits (-)	\$2,698.24	\$8,405.60	\$33,184.00	\$24,778.40	25.3%
Supplies & Materials (-)	\$3,473.98	\$10,558.12	\$19,000.00	\$8,441.88	55.6%
Non-Capital Equipment (-)	\$0.00	\$0.00	\$500.00	\$500.00	0.0%
<b>Sub-total : EDUCATIONAL MEDIA</b>	<b>(\$27,992.74)</b>	<b>(\$95,335.54)</b>	<b>(\$336,351.00)</b>	<b>(\$241,015.46)</b>	<b>28.3%</b>
<b>ASSESSMENT &amp; TESTING</b>					
Purchased Services (-)	\$0.00	\$45,492.30	\$45,493.00	\$0.70	100.0%
Supplies & Materials (-)	\$0.00	\$0.00	\$100.00	\$100.00	0.0%
<b>Sub-total : ASSESSMENT &amp; TESTING</b>	<b>\$0.00</b>	<b>(\$45,492.30)</b>	<b>(\$45,593.00)</b>	<b>(\$100.70)</b>	<b>99.8%</b>
<b>ADMIN SERVICES - BOARD OF ED</b>					

Operating Statement with Budget

Lincolnwood School District 74

Treasurers Report FUND- All Funds For the Period 11/01/2023 through 11/30/2023

Fiscal Year: 2023-2024

	<u>11/01/2023 - 11/30/2023</u>	<u>Year To Date</u>	<u>Budget</u>	<u>Budget Balance</u>	
Employee Benefits (-)	\$0.00	\$9,571.23	\$3,550.00	(\$6,021.23)	269.6%
Purchased Services (-)	\$19,881.37	\$79,258.62	\$230,000.00	\$150,741.38	34.5%
Supplies & Materials (-)	\$20.98	\$302.47	\$2,500.00	\$2,197.53	12.1%
Other Objects (-)	\$0.00	\$380.00	\$16,000.00	\$15,620.00	2.4%
Sub-total : ADMIN SERVICES - BOARD OF ED	<u>(\$19,902.35)</u>	<u>(\$89,512.32)</u>	<u>(\$252,050.00)</u>	<u>(\$162,537.68)</u>	35.5%
<b>SUPERINTENDENT</b>					
Salaries (-)	\$19,949.28	\$110,710.05	\$270,330.00	\$159,619.95	41.0%
Employee Benefits (-)	\$3,706.09	\$29,191.74	\$57,282.00	\$28,090.26	51.0%
Purchased Services (-)	\$343.79	\$2,623.53	\$7,500.00	\$4,876.47	35.0%
Supplies & Materials (-)	\$63.89	\$546.46	\$2,300.00	\$1,753.54	23.8%
Other Objects (-)	\$0.00	\$211.98	\$3,500.00	\$3,288.02	6.1%
Sub-total : SUPERINTENDENT	<u>(\$24,063.05)</u>	<u>(\$143,283.76)</u>	<u>(\$340,912.00)</u>	<u>(\$197,628.24)</u>	42.0%
<b>ADMIN SERVICES - SPECIAL ED</b>					
Salaries (-)	\$11,761.98	\$64,690.89	\$153,103.00	\$88,412.11	42.3%
Employee Benefits (-)	\$3,774.61	\$19,184.95	\$46,285.00	\$27,100.05	41.4%
Other Objects (-)	\$0.00	\$0.00	\$750.00	\$750.00	0.0%
Sub-total : ADMIN SERVICES - SPECIAL ED	<u>(\$15,536.59)</u>	<u>(\$83,875.84)</u>	<u>(\$200,138.00)</u>	<u>(\$116,262.16)</u>	41.9%
<b>WORKERS COMPENSATION INSURANCE</b>					
Purchased Services (-)	\$8,655.00	\$8,655.00	\$75,800.00	\$67,145.00	11.4%
Sub-total : WORKERS COMPENSATION INSURANCE	<u>(\$8,655.00)</u>	<u>(\$8,655.00)</u>	<u>(\$75,800.00)</u>	<u>(\$67,145.00)</u>	11.4%
<b>PROPERTY INSURANCE</b>					
Purchased Services (-)	\$0.00	\$0.00	\$120,000.00	\$120,000.00	0.0%
Sub-total : PROPERTY INSURANCE	<u>\$0.00</u>	<u>\$0.00</u>	<u>(\$120,000.00)</u>	<u>(\$120,000.00)</u>	0.0%
<b>PRINCIPAL</b>					
Salaries (-)	\$54,592.67	\$300,858.98	\$710,378.00	\$409,519.02	42.4%
Employee Benefits (-)	\$17,398.64	\$92,579.49	\$235,906.00	\$143,326.51	39.2%
Purchased Services (-)	\$190.12	\$947.98	\$5,050.00	\$4,102.02	18.8%
Supplies & Materials (-)	\$0.00	\$573.65	\$4,000.00	\$3,426.35	14.3%
Capital Expenditures (-)	\$0.00	\$0.00	\$1,000.00	\$1,000.00	0.0%
Other Objects (-)	\$587.99	\$767.99	\$2,400.00	\$1,632.01	32.0%
Sub-total : PRINCIPAL	<u>(\$72,769.42)</u>	<u>(\$395,728.09)</u>	<u>(\$958,734.00)</u>	<u>(\$563,005.91)</u>	41.3%
<b>OPERATION OF BUSINESS SERVICES</b>					
Salaries (-)	\$15,215.56	\$83,685.58	\$197,803.00	\$114,117.42	42.3%
Employee Benefits (-)	\$2,758.15	\$14,085.39	\$33,823.00	\$19,737.61	41.6%
Other Objects (-)	\$0.00	\$1,263.79	\$1,300.00	\$36.21	97.2%
Sub-total : OPERATION OF BUSINESS SERVICES	<u>(\$17,973.71)</u>	<u>(\$99,034.76)</u>	<u>(\$232,926.00)</u>	<u>(\$133,891.24)</u>	42.5%
<b>FISCAL SERVICES</b>					
Salaries (-)	\$18,713.88	\$102,989.69	\$243,583.00	\$140,593.31	42.3%
Employee Benefits (-)	\$8,146.45	\$42,194.11	\$101,468.00	\$59,273.89	41.6%
Purchased Services (-)	\$140.55	\$1,293.89	\$108,600.00	\$107,306.11	1.2%

Operating Statement with Budget

Lincolnwood School District 74

Treasurers Report FUND- All Funds For the Period 11/01/2023 through 11/30/2023

Fiscal Year: 2023-2024

	<u>11/01/2023 - 11/30/2023</u>	<u>Year To Date</u>	<u>Budget</u>	<u>Budget Balance</u>	
Supplies & Materials (-)	\$135.07	\$1,239.10	\$5,500.00	\$4,260.90	22.5%
Other Objects (-)	\$108.83	\$8,319.05	\$29,900.00	\$21,580.95	27.8%
Sub-total : FISCAL SERVICES	<u>(\$27,244.78)</u>	<u>(\$156,035.84)</u>	<u>(\$489,051.00)</u>	<u>(\$333,015.16)</u>	31.9%
<b>FACILITY ACQUISITION &amp; CONSTRUCTION</b>					
Purchased Services (-)	\$95,553.00	\$308,415.63	\$315,504.00	\$7,088.37	97.8%
Capital Expenditures (-)	\$0.00	\$975,600.84	\$1,689,139.00	\$713,538.16	57.8%
Sub-total : FACILITY ACQUISITION & CONSTRUCTION	<u>(\$95,553.00)</u>	<u>(\$1,284,016.47)</u>	<u>(\$2,004,643.00)</u>	<u>(\$720,626.53)</u>	64.1%
<b>OPERATION &amp; MAINTENANCE OF PLANT</b>					
Salaries (-)	\$42,494.45	\$230,196.52	\$542,404.00	\$312,207.48	42.4%
Employee Benefits (-)	\$13,256.90	\$69,034.04	\$175,110.00	\$106,075.96	39.4%
Purchased Services (-)	\$131,827.06	\$576,100.72	\$1,011,473.00	\$435,372.28	57.0%
Supplies & Materials (-)	\$37,572.68	\$253,559.47	\$408,966.00	\$155,406.53	62.0%
Capital Expenditures (-)	\$124,158.12	\$1,322,951.64	\$1,588,362.00	\$265,410.36	83.3%
Other Objects (-)	\$0.00	\$0.00	\$1,000.00	\$1,000.00	0.0%
Non-Capitalized Equipment (-)	\$0.00	\$136.96	\$6,500.00	\$6,363.04	2.1%
Sub-total : OPERATION & MAINTENANCE OF PLANT	<u>(\$349,309.21)</u>	<u>(\$2,451,979.35)</u>	<u>(\$3,733,815.00)</u>	<u>(\$1,281,835.65)</u>	65.7%
<b>PUPIL TRANSPORTATION</b>					
Purchased Services (-)	\$156,189.93	\$457,814.97	\$1,451,000.00	\$993,185.03	31.6%
Sub-total : PUPIL TRANSPORTATION	<u>(\$156,189.93)</u>	<u>(\$457,814.97)</u>	<u>(\$1,451,000.00)</u>	<u>(\$993,185.03)</u>	31.6%
<b>FOOD SERVICES</b>					
Salaries (-)	\$23,451.06	\$87,227.78	\$259,800.00	\$172,572.22	33.6%
Employee Benefits (-)	\$9,365.19	\$38,989.37	\$134,163.00	\$95,173.63	29.1%
Purchased Services (-)	\$0.00	\$0.00	\$17,000.00	\$17,000.00	0.0%
Supplies & Materials (-)	\$31,760.46	\$104,753.47	\$262,500.00	\$157,746.53	39.9%
Capital Expenditures (-)	\$0.00	\$0.00	\$8,000.00	\$8,000.00	0.0%
Other Objects (-)	\$0.00	\$600.00	\$800.00	\$200.00	75.0%
Non-Capitalized Equipment (-)	\$0.00	\$0.00	\$4,000.00	\$4,000.00	0.0%
Termination Benefits (-)	\$0.00	\$37,276.18	\$32,000.00	(\$5,276.18)	116.5%
Sub-total : FOOD SERVICES	<u>(\$64,576.71)</u>	<u>(\$268,846.80)</u>	<u>(\$718,263.00)</u>	<u>(\$449,416.20)</u>	37.4%
<b>INTERNAL SERVICES</b>					
Purchased Services (-)	\$3,140.93	\$8,307.93	\$24,500.00	\$16,192.07	33.9%
Supplies & Materials (-)	\$499.90	\$499.90	\$1,500.00	\$1,000.10	33.3%
Sub-total : INTERNAL SERVICES	<u>(\$3,640.83)</u>	<u>(\$8,807.83)</u>	<u>(\$26,000.00)</u>	<u>(\$17,192.17)</u>	33.9%
<b>INFORMATION SERVICES</b>					
Salaries (-)	\$6,041.08	\$33,225.94	\$78,534.00	\$45,308.06	42.3%
Employee Benefits (-)	\$3,797.36	\$19,455.17	\$47,297.00	\$27,841.83	41.1%
Purchased Services (-)	\$4,395.12	\$7,464.00	\$30,500.00	\$23,036.00	24.5%
Supplies & Materials (-)	\$915.87	\$5,332.60	\$8,000.00	\$2,667.40	66.7%
Capital Expenditures (-)	\$0.00	\$513.54	\$0.00	(\$513.54)	0.0%
Other Objects (-)	\$0.00	\$420.00	\$500.00	\$80.00	84.0%

Operating Statement with Budget

Lincolnwood School District 74

Treasurers Report FUND- All Funds For the Period 11/01/2023 through 11/30/2023

Fiscal Year: 2023-2024

	<u>11/01/2023 - 11/30/2023</u>	<u>Year To Date</u>	<u>Budget</u>	<u>Budget Balance</u>	
Sub-total : INFORMATION SERVICES	(\$15,149.43)	(\$66,411.25)	(\$164,831.00)	(\$98,419.75)	40.3%
OTHER SUPPORT SERVICES - ADMIN					
Salaries (-)	\$43,768.46	\$229,243.17	\$554,265.00	\$325,021.83	41.4%
Employee Benefits (-)	\$13,949.18	\$68,113.80	\$170,323.00	\$102,209.20	40.0%
Purchased Services (-)	\$0.00	\$0.00	\$500.00	\$500.00	0.0%
Supplies & Materials (-)	\$0.00	\$0.00	\$200.00	\$200.00	0.0%
Other Objects (-)	\$0.00	\$0.00	\$500.00	\$500.00	0.0%
Sub-total : OTHER SUPPORT SERVICES - ADMIN	(\$57,717.64)	(\$297,356.97)	(\$725,788.00)	(\$428,431.03)	41.0%
COMMUNITY SERVICES					
Purchased Services (-)	\$0.00	\$0.00	\$1,000.00	\$1,000.00	0.0%
Supplies & Materials (-)	\$0.00	\$0.00	\$830.00	\$830.00	0.0%
Sub-total : COMMUNITY SERVICES	\$0.00	\$0.00	(\$1,830.00)	(\$1,830.00)	0.0%
PAYMENTS TO OTHER LEAs					
Purchased Services (-)	\$72,607.06	\$72,607.06	\$164,676.00	\$92,068.94	44.1%
Other Objects (-)	\$1,002,770.34	\$1,086,314.28	\$2,557,723.00	\$1,471,408.72	42.5%
Sub-total : PAYMENTS TO OTHER LEAs	(\$1,075,377.40)	(\$1,158,921.34)	(\$2,722,399.00)	(\$1,563,477.66)	42.6%
DEBT SERVICE - INTEREST					
Interest on Bonds Outstanding (-)	\$0.00	\$0.00	\$600,725.00	\$600,725.00	0.0%
Sub-total : DEBT SERVICE - INTEREST	\$0.00	\$0.00	(\$600,725.00)	(\$600,725.00)	0.0%
DEBT SERVICE - PRINCIPAL					
Principal Payments on Bonds Outstanding (-)	\$0.00	\$0.00	\$1,205,000.00	\$1,205,000.00	0.0%
Sub-total : DEBT SERVICE - PRINCIPAL	\$0.00	\$0.00	(\$1,205,000.00)	(\$1,205,000.00)	0.0%
Total : EXPENDITURES	(\$3,285,355.53)	(\$11,886,332.52)	(\$33,861,000.00)	(\$21,974,667.48)	35.1%
OTHER FINANCING SOURCES & USES					
TRANSFERS FROM OTHER FUNDS					
Transfers Received (+)	\$2,000,000.00	\$2,000,000.00	\$0.00	(\$2,000,000.00)	0.0%
Sub-total : TRANSFERS FROM OTHER FUNDS	\$2,000,000.00	\$2,000,000.00	\$0.00	(\$2,000,000.00)	0.0%
TRANSFERS TO OTHER FUNDS					
Transfers Sent (-)	\$2,000,000.00	\$2,000,000.00	\$0.00	(\$2,000,000.00)	0.0%
Sub-total : TRANSFERS TO OTHER FUNDS	(\$2,000,000.00)	(\$2,000,000.00)	\$0.00	\$2,000,000.00	0.0%
Total : OTHER FINANCING SOURCES & USES	\$0.00	\$0.00	\$0.00	\$0.00	0.0%
NET INCREASE (DECREASE)	\$1,101,386.16	(\$4,947,443.41)	(\$856,138.00)	\$4,091,305.41	577.9%

End of Report

**Lincolnwood School District 74**

**General Ledger - OBJECT REPORT**

Fiscal Year: 2023-2024 From Date:11/1/2023 To Date:11/30/2023

Account Mask: ??????????????????

Account Type: EXPENDITURE

Print accounts with zero balance       Include Inactive Accounts       Include PreEncumbrance

FUND / TYPE / FUNCTION / OBJECT	Preliminary 2024	Range To Date	Year To Date	Encumbrance	Budget Balance
<b>10 - EDUCATIONAL</b>					
0 - EXPENDITURES					
1100 - REGULAR K-12 PROGRAMS					
100 - SALARIES	\$8,010,572.00	\$620,548.79	\$2,115,763.00	\$5,634,526.09	\$260,282.91
200 - EMPLOYEE BENEFITS	\$1,245,577.00	\$105,641.99	\$320,971.72	\$897,392.53	\$27,212.75
300 - PURCHASED SERVICES	\$220,600.00	\$9,998.79	\$58,176.27	\$0.00	\$162,423.73
400 - SUPPLIES & MATERIALS	\$660,788.00	\$24,583.72	\$165,287.60	\$12,143.69	\$483,356.71
500 - CAPITAL OUTLAY	\$258,600.00	\$0.00	\$124,109.25	\$8,540.69	\$125,950.06
600 - OTHER OBJECTS	\$1,200.00	\$0.00	\$0.00	\$0.00	\$1,200.00
700 - NON-CAPITAL EQUIPMENT	\$113,250.00	(\$103.17)	\$2,176.22	\$660.72	\$110,413.06
800 - TERMINATION/VACATION PAYMENTS	\$403,608.00	\$9,496.14	\$122,920.80	\$90,213.02	\$190,474.18
1125 - PRE-K PROGRAMS					
100 - SALARIES	\$278,422.00	\$19,774.48	\$69,210.68	\$175,175.67	\$34,035.65
200 - EMPLOYEE BENEFITS	\$60,905.00	\$5,907.79	\$19,832.76	\$45,296.30	(\$4,224.06)
400 - SUPPLIES & MATERIALS	\$4,200.00	\$188.39	\$584.92	\$0.00	\$3,615.08
500 - CAPITAL OUTLAY	\$1,850.00	\$0.00	\$1,837.70	\$0.00	\$12.30
700 - NON-CAPITAL EQUIPMENT	\$500.00	\$1,307.55	\$1,307.55	\$0.00	(\$807.55)
1200 - SPECIAL ED PROGRAMS K-12					
100 - SALARIES	\$1,350,598.00	\$105,973.31	\$359,445.42	\$935,763.84	\$55,388.74
200 - EMPLOYEE BENEFITS	\$298,046.00	\$21,843.01	\$68,842.35	\$168,586.11	\$60,617.54
300 - PURCHASED SERVICES	\$800.00	\$103.32	\$576.12	\$0.00	\$223.88
400 - SUPPLIES & MATERIALS	\$3,500.00	\$0.00	\$313.52	\$253.67	\$2,932.81
500 - CAPITAL OUTLAY	\$5,500.00	\$0.00	\$1,845.00	\$0.00	\$3,655.00
600 - OTHER OBJECTS	\$200.00	\$0.00	\$250.00	\$0.00	(\$50.00)
700 - NON-CAPITAL EQUIPMENT	\$3,500.00	\$67.43	\$302.41	\$440.00	\$2,757.59
1250 - REMEDIAL & SUPPLEMENTAL K-12					
100 - SALARIES	\$606,768.00	\$45,722.06	\$162,408.16	\$434,359.85	\$9,999.99
200 - EMPLOYEE BENEFITS	\$90,559.00	\$8,233.24	\$23,599.67	\$74,651.58	(\$7,692.25)
300 - PURCHASED SERVICES	\$53,490.00	\$3,360.00	\$56,443.02	\$12,440.00	(\$15,393.02)
400 - SUPPLIES & MATERIALS	\$9,965.00	\$137.48	\$563.88	\$0.00	\$9,401.12
1500 - INTERSCHOLASTIC PROGRAMS					
100 - SALARIES	\$100,000.00	\$2,169.31	\$6,696.60	\$38,766.19	\$54,537.21
200 - EMPLOYEE BENEFITS	\$1,100.00	\$18.52	\$57.49	\$420.28	\$622.23
400 - SUPPLIES & MATERIALS	\$6,500.0014	\$1,917.60	\$3,682.18	\$280.00	\$2,537.82

# Lincolnwood School District 74

## General Ledger - OBJECT REPORT

Fiscal Year: 2023-2024 From Date:11/1/2023 To Date:11/30/2023

Account Mask: ????????????????????

Account Type: EXPENDITURE

Print accounts with zero balance     
  Include Inactive Accounts     
  Include PreEncumbrance

FUND / TYPE / FUNCTION / OBJECT	Preliminary 2024	Range To Date	Year To Date	Encumbrance	Budget Balance
500 - CAPITAL OUTLAY	\$1,500.00	\$0.00	\$0.00	\$0.00	\$1,500.00
600 - OTHER OBJECTS	\$3,500.00	\$0.00	\$3,500.00	\$0.00	\$0.00
1600 - SUMMER SCHOOL PROGRAMS					
100 - SALARIES	\$71,000.00	\$0.00	\$37,467.38	\$0.00	\$33,532.62
200 - EMPLOYEE BENEFITS	\$1,145.00	\$0.00	\$496.32	\$0.00	\$648.68
400 - SUPPLIES & MATERIALS	\$2,500.00	\$0.00	\$0.00	\$0.00	\$2,500.00
1650 - GIFTED PROGRAMS					
100 - SALARIES	\$502,478.00	\$38,652.14	\$135,282.49	\$367,195.51	\$0.00
200 - EMPLOYEE BENEFITS	\$86,949.00	\$7,152.56	\$21,756.69	\$76,579.25	(\$11,386.94)
400 - SUPPLIES & MATERIALS	\$3,950.00	\$91.09	\$2,203.38	\$400.63	\$1,345.99
1800 - BILINGUAL PROGRAMS					
100 - SALARIES	\$689,408.00	\$52,741.88	\$184,495.19	\$502,174.82	\$2,737.99
200 - EMPLOYEE BENEFITS	\$100,030.00	\$8,132.84	\$24,803.63	\$73,715.98	\$1,510.39
300 - PURCHASED SERVICES	\$3,200.00	\$0.00	\$0.00	\$0.00	\$3,200.00
400 - SUPPLIES & MATERIALS	\$10,000.00	\$0.00	\$220.59	\$0.00	\$9,779.41
2110 - ATTENDANCE & SOCIAL WORK					
100 - SALARIES	\$414,143.00	\$31,857.20	\$111,500.20	\$302,642.80	\$0.00
200 - EMPLOYEE BENEFITS	\$41,899.00	\$3,427.73	\$10,529.67	\$31,096.05	\$273.28
300 - PURCHASED SERVICES	\$300.00	\$0.00	\$0.00	\$247.50	\$52.50
400 - SUPPLIES & MATERIALS	\$2,000.00	\$174.52	\$395.68	\$0.00	\$1,604.32
2130 - HEALTH SERVICES					
100 - SALARIES	\$173,000.00	\$12,846.14	\$57,406.38	\$65,747.75	\$49,845.87
200 - EMPLOYEE BENEFITS	\$36,101.00	\$682.26	\$4,182.84	\$4,678.42	\$27,239.74
300 - PURCHASED SERVICES	\$80,500.00	\$46.25	\$30,952.75	\$0.00	\$49,547.25
400 - SUPPLIES & MATERIALS	\$5,400.00	\$515.38	\$2,054.31	\$7,665.48	(\$4,319.79)
500 - CAPITAL OUTLAY	\$3,000.00	\$0.00	\$0.00	\$0.00	\$3,000.00
600 - OTHER OBJECTS	\$750.00	\$400.00	\$400.00	\$0.00	\$350.00
700 - NON-CAPITAL EQUIPMENT	\$1,500.00	\$0.00	\$0.00	\$0.00	\$1,500.00
2140 - PSYCHOLOGICAL SERVICES					
100 - SALARIES	\$185,478.00	\$14,267.54	\$49,936.39	\$135,541.61	\$0.00
200 - EMPLOYEE BENEFITS	\$37,026.00	\$3,051.54	\$9,264.65	\$27,573.89	\$187.46
300 - PURCHASED SERVICES	\$2,300.00	\$0.00	\$1,035.30	\$76.70	\$1,188.00
400 - SUPPLIES & MATERIALS	\$1,400.00	\$0.00	\$0.00	\$0.00	\$1,400.00
2150 - SPEECH PATHOLOGY & AUDIOLOGY					
100 - SALARIES	\$284,658.00 <sup>15</sup>	\$19,347.98	\$71,299.98	\$183,806.07	\$29,551.95

# Lincolnwood School District 74

## General Ledger - OBJECT REPORT

Fiscal Year: 2023-2024 From Date:11/1/2023 To Date:11/30/2023

Account Mask: ????????????????????

Account Type: EXPENDITURE

Print accounts with zero balance     
  Include Inactive Accounts     
  Include PreEncumbrance

FUND / TYPE / FUNCTION / OBJECT	Preliminary 2024	Range To Date	Year To Date	Encumbrance	Budget Balance
200 - EMPLOYEE BENEFITS	\$38,931.00	\$3,175.44	\$9,721.03	\$28,728.90	\$481.07
300 - PURCHASED SERVICES	\$2,000.00	\$4,200.00	\$4,433.10	\$0.00	(\$2,433.10)
400 - SUPPLIES & MATERIALS	\$1,450.00	\$0.00	\$360.63	\$61.18	\$1,028.19
2190 - OTHER SUPPORT SERVICES - PUPILS					
100 - SALARIES	\$86,000.00	\$10,574.24	\$30,597.83	\$25,213.49	\$30,188.68
200 - EMPLOYEE BENEFITS	\$450.00	\$42.85	\$130.11	\$211.64	\$108.25
2210 - IMPROVEMENT OF INSTRUCTION					
100 - SALARIES	\$377,126.00	\$27,500.40	\$160,267.09	\$204,352.25	\$12,506.66
200 - EMPLOYEE BENEFITS	\$48,534.00	\$3,613.01	\$17,445.32	\$25,557.38	\$5,531.30
300 - PURCHASED SERVICES	\$67,785.00	\$666.32	\$20,746.05	\$0.00	\$47,038.95
400 - SUPPLIES & MATERIALS	\$2,000.00	\$0.00	\$218.32	\$12,861.20	(\$11,079.52)
600 - OTHER OBJECTS	\$4,425.00	\$0.00	\$0.00	\$0.00	\$4,425.00
2220 - EDUCATIONAL MEDIA					
100 - SALARIES	\$283,667.00	\$21,820.52	\$76,371.82	\$207,295.18	\$0.00
200 - EMPLOYEE BENEFITS	\$29,216.00	\$2,393.36	\$7,349.17	\$21,709.33	\$157.50
400 - SUPPLIES & MATERIALS	\$19,000.00	\$3,473.98	\$10,558.12	\$606.38	\$7,835.50
700 - NON-CAPITAL EQUIPMENT	\$500.00	\$0.00	\$0.00	\$0.00	\$500.00
2230 - ASSESSMENT & TESTING					
300 - PURCHASED SERVICES	\$45,493.00	\$0.00	\$45,492.30	\$0.00	\$0.70
400 - SUPPLIES & MATERIALS	\$100.00	\$0.00	\$0.00	\$0.00	\$100.00
2310 - BOARD OF EDUCATION					
200 - EMPLOYEE BENEFITS	\$3,550.00	\$0.00	\$9,571.23	\$0.00	(\$6,021.23)
300 - PURCHASED SERVICES	\$230,000.00	\$19,881.37	\$79,258.62	\$0.00	\$150,741.38
400 - SUPPLIES & MATERIALS	\$2,500.00	\$20.98	\$302.47	\$0.00	\$2,197.53
600 - OTHER OBJECTS	\$16,000.00	\$0.00	\$380.00	\$0.00	\$15,620.00
2320 - SUPERINTENDENT					
100 - SALARIES	\$270,330.00	\$19,949.28	\$110,710.05	\$149,619.60	\$10,000.35
200 - EMPLOYEE BENEFITS	\$53,282.00	\$3,417.83	\$27,591.47	\$24,166.50	\$1,524.03
300 - PURCHASED SERVICES	\$7,500.00	\$343.79	\$2,623.53	\$0.00	\$4,876.47
400 - SUPPLIES & MATERIALS	\$2,300.00	\$63.89	\$546.46	\$0.00	\$1,753.54
600 - OTHER OBJECTS	\$3,500.00	\$0.00	\$211.98	\$0.00	\$3,288.02
2330 - ADMINISTRATIVE SERVICES SPECIAL ED					
100 - SALARIES	\$153,103.00	\$11,761.98	\$64,690.89	\$88,214.75	\$197.36
200 - EMPLOYEE BENEFITS	\$41,382.00	\$3,404.05	\$17,146.47	\$23,954.56	\$280.97
600 - OTHER OBJECTS	\$750.00 <sup>16</sup>	\$0.00	\$0.00	\$0.00	\$750.00



# Lincolnwood School District 74

## General Ledger - OBJECT REPORT

Fiscal Year: 2023-2024    From Date:11/1/2023    To Date:11/30/2023

Account Mask: ????????????????????

Account Type: EXPENDITURE

Print accounts with zero balance   
  Include Inactive Accounts   
  Include PreEncumbrance

FUND / TYPE / FUNCTION / OBJECT	Preliminary 2024	Range To Date	Year To Date	Encumbrance	Budget Balance
<b>2410 - PRINCIPAL</b>					
100 - SALARIES	\$710,378.00	\$54,592.67	\$300,858.98	\$408,678.08	\$840.94
200 - EMPLOYEE BENEFITS	\$202,588.00	\$14,832.05	\$78,525.92	\$104,321.91	\$19,740.17
300 - PURCHASED SERVICES	\$5,050.00	\$190.12	\$947.98	\$0.00	\$4,102.02
400 - SUPPLIES & MATERIALS	\$4,000.00	\$0.00	\$573.65	\$0.00	\$3,426.35
500 - CAPITAL OUTLAY	\$1,000.00	\$0.00	\$0.00	\$0.00	\$1,000.00
600 - OTHER OBJECTS	\$2,400.00	\$587.99	\$767.99	\$0.00	\$1,632.01
<b>2510 - DIRECTION OF BUSINESS SUPPORT SERVICES</b>					
100 - SALARIES	\$197,803.00	\$15,215.56	\$83,685.58	\$114,116.60	\$0.82
200 - EMPLOYEE BENEFITS	\$30,973.00	\$2,539.15	\$12,880.08	\$17,958.38	\$134.54
600 - OTHER OBJECTS	\$1,300.00	\$0.00	\$1,263.79	\$0.00	\$36.21
<b>2520 - FISCAL SERVICES</b>					
100 - SALARIES	\$243,583.00	\$18,713.88	\$102,989.69	\$140,354.16	\$239.15
200 - EMPLOYEE BENEFITS	\$66,309.00	\$5,504.25	\$27,549.32	\$38,586.32	\$173.36
300 - PURCHASED SERVICES	\$108,600.00	\$140.55	\$1,293.89	\$0.00	\$107,306.11
400 - SUPPLIES & MATERIALS	\$5,500.00	\$135.07	\$1,239.10	\$0.00	\$4,260.90
600 - OTHER OBJECTS	\$29,900.00	\$108.83	\$8,319.05	\$0.00	\$21,580.95
<b>2560 - FOOD SERVICES</b>					
100 - SALARIES	\$259,800.00	\$23,451.06	\$87,227.78	\$142,104.15	\$30,468.07
200 - EMPLOYEE BENEFITS	\$93,105.00	\$5,992.71	\$23,571.81	\$41,962.30	\$27,570.89
300 - PURCHASED SERVICES	\$17,000.00	\$0.00	\$0.00	\$0.00	\$17,000.00
400 - SUPPLIES & MATERIALS	\$262,500.00	\$31,760.46	\$104,753.47	\$0.00	\$157,746.53
500 - CAPITAL OUTLAY	\$8,000.00	\$0.00	\$0.00	\$0.00	\$8,000.00
600 - OTHER OBJECTS	\$800.00	\$0.00	\$600.00	\$0.00	\$200.00
700 - NON-CAPITAL EQUIPMENT	\$4,000.00	\$0.00	\$0.00	\$0.00	\$4,000.00
800 - TERMINATION/VACATION PAYMENTS	\$32,000.00	\$0.00	\$37,276.18	\$0.00	(\$5,276.18)
<b>2570 - INTERNAL SERVICES</b>					
300 - PURCHASED SERVICES	\$24,500.00	\$3,140.93	\$8,307.93	\$0.00	\$16,192.07
400 - SUPPLIES & MATERIALS	\$1,500.00	\$499.90	\$499.90	\$0.00	\$1,000.10
<b>2630 - INFORMATION SERVICES</b>					
100 - SALARIES	\$78,534.00	\$6,041.08	\$33,225.94	\$45,308.06	\$0.00
200 - EMPLOYEE BENEFITS	\$34,788.00	\$2,877.92	\$14,398.25	\$20,154.09	\$235.66
300 - PURCHASED SERVICES	\$30,500.00	\$4,395.12	\$7,464.00	\$0.00	\$23,036.00
400 - SUPPLIES & MATERIALS	\$8,000.00	\$915.87	\$5,332.60	\$0.00	\$2,667.40
500 - CAPITAL OUTLAY	\$0.00 <sup>17</sup>	\$0.00	\$513.54	\$0.00	(\$513.54)

**Lincolnwood School District 74**

**General Ledger - OBJECT REPORT**

Fiscal Year: 2023-2024 From Date:11/1/2023 To Date:11/30/2023

Account Mask: ??????????????????

Account Type: EXPENDITURE

Print accounts with zero balance     
  Include Inactive Accounts     
  Include PreEncumbrance

FUND / TYPE / FUNCTION / OBJECT	Preliminary 2024	Range To Date	Year To Date	Encumbrance	Budget Balance
600 - OTHER OBJECTS	\$500.00	\$0.00	\$420.00	\$0.00	\$80.00
2660 - OTHER SUPPORT SERVICES - PUPILS					
100 - SALARIES	\$554,265.00	\$43,768.46	\$229,243.17	\$324,931.86	\$89.97
200 - EMPLOYEE BENEFITS	\$109,878.00	\$9,320.00	\$44,202.71	\$65,470.59	\$204.70
300 - PURCHASED SERVICES	\$500.00	\$0.00	\$0.00	\$0.00	\$500.00
400 - SUPPLIES & MATERIALS	\$200.00	\$0.00	\$0.00	\$0.00	\$200.00
600 - OTHER OBJECTS	\$500.00	\$0.00	\$0.00	\$0.00	\$500.00
3000 - COMMUNITY SERVICES					
300 - PURCHASED SERVICES	\$1,000.00	\$0.00	\$0.00	\$0.00	\$1,000.00
400 - SUPPLIES & MATERIALS	\$830.00	\$0.00	\$0.00	\$0.00	\$830.00
4120 - PAYMENTS FOR SPECIAL ED PROGRAMS					
300 - PURCHASED SERVICES	\$164,676.00	\$72,607.06	\$72,607.06	\$0.00	\$92,068.94
600 - OTHER OBJECTS	\$2,557,723.00	\$1,002,770.34	\$1,086,314.28	\$0.00	\$1,471,408.72
<b>10 - EDUCATIONAL Total:</b>	<b>\$24,181,070.00</b>	<b>\$2,636,681.12</b>	<b>\$7,519,965.81</b>	<b>\$12,585,551.53</b>	<b>\$4,075,552.66</b>

**Lincolnwood School District 74**

**General Ledger - OBJECT REPORT**

Fiscal Year: 2023-2024 From Date:11/1/2023 To Date:11/30/2023

Account Mask: ??????????????????

Account Type: EXPENDITURE

Print accounts with zero balance     
  Include Inactive Accounts     
  Include PreEncumbrance

FUND / TYPE / FUNCTION / OBJECT	Preliminary 2024	Range To Date	Year To Date	Encumbrance	Budget Balance
20 - OPERATIONS & MAINTENANCE					
0 - EXPENDITURES					
2540 - OPERATIONS & MAINTENANCE OF PLANTS					
100 - SALARIES	\$542,404.00	\$42,494.45	\$230,196.52	\$285,524.34	\$26,683.14
200 - EMPLOYEE BENEFITS	\$92,037.00	\$6,968.31	\$34,896.44	\$48,833.06	\$8,307.50
300 - PURCHASED SERVICES	\$1,011,473.00	\$131,827.06	\$576,100.72	\$0.00	\$435,372.28
400 - SUPPLIES & MATERIALS	\$408,966.00	\$37,572.68	\$253,559.47	\$24,260.03	\$131,146.50
500 - CAPITAL OUTLAY	\$153,000.00	\$842.62	\$57,091.85	\$1,430.00	\$94,478.15
600 - OTHER OBJECTS	\$1,000.00	\$0.00	\$0.00	\$0.00	\$1,000.00
700 - NON-CAPITAL EQUIPMENT	\$6,500.00	\$0.00	\$136.96	\$0.00	\$6,363.04
20 - OPERATIONS & MAINTENANCE Total:	\$2,215,380.00	\$219,705.12	\$1,151,981.96	\$360,047.43	\$703,350.61

Lincolnwood School District 74

General Ledger - OBJECT REPORT

Fiscal Year: 2023-2024 From Date:11/1/2023 To Date:11/30/2023

Account Mask: ??????????????????

Account Type: EXPENDITURE

Print accounts with zero balance  Include Inactive Accounts  Include PreEncumbrance

FUND / TYPE / FUNCTION / OBJECT

Preliminary 2024 Range To Date Year To Date Encumbrance Budget Balance

30 - DEBT SERVICE

0 - EXPENDITURES

5140 - DEBT SERVICE - INTEREST PAYMENTS

600 - OTHER OBJECTS	\$600,725.00	\$0.00	\$0.00	\$0.00	\$600,725.00
---------------------	--------------	--------	--------	--------	--------------

5200 - INTEREST ON BONDS OUTSTANDING

600 - OTHER OBJECTS	\$1,205,000.00	\$0.00	\$0.00	\$0.00	\$1,205,000.00
---------------------	----------------	--------	--------	--------	----------------

30 - DEBT SERVICE Total:	\$1,805,725.00	\$0.00	\$0.00	\$0.00	\$1,805,725.00
--------------------------	----------------	--------	--------	--------	----------------

Lincolnwood School District 74

General Ledger - OBJECT REPORT

Fiscal Year: 2023-2024 From Date:11/1/2023 To Date:11/30/2023

Account Mask: ????????????????????

Account Type: EXPENDITURE

Print accounts with zero balance     
  Include Inactive Accounts     
  Include PreEncumbrance

FUND / TYPE / FUNCTION / OBJECT

Preliminary 2024    Range To Date    Year To Date    Encumbrance    Budget Balance

40 - TRANSPORTATION

    0 - EXPENDITURES

        2550 - PUPIL TRANSPORTATION

            300 - PURCHASED SERVICES

\$1,451,000.00	\$156,189.93	\$457,814.97	\$0.00	\$993,185.03
----------------	--------------	--------------	--------	--------------

40 - TRANSPORTATION Total:	\$1,451,000.00	\$156,189.93	\$457,814.97	\$0.00	\$993,185.03
----------------------------	----------------	--------------	--------------	--------	--------------

# Lincolnwood School District 74

## General Ledger - OBJECT REPORT

Fiscal Year: 2023-2024 From Date:11/1/2023 To Date:11/30/2023

Account Mask: ????????????????????

Account Type: EXPENDITURE

Print accounts with zero balance     
  Include Inactive Accounts     
  Include PreEncumbrance

FUND / TYPE / FUNCTION / OBJECT	Preliminary 2024	Range To Date	Year To Date	Encumbrance	Budget Balance
51 - IMRF					
0 - EXPENDITURES					
1100 - REGULAR K-12 PROGRAMS					
200 - EMPLOYEE BENEFITS	\$2,710.00	\$128.05	\$468.56	\$375.75	\$1,865.69
1125 - PRE-K PROGRAMS					
200 - EMPLOYEE BENEFITS	\$5,000.00	\$384.01	\$1,344.01	\$2,797.56	\$858.43
1200 - SPECIAL ED PROGRAMS K-12					
200 - EMPLOYEE BENEFITS	\$27,690.00	\$2,856.92	\$9,131.62	\$21,791.54	(\$3,233.16)
1500 - INTERSCHOLASTIC PROGRAMS					
200 - EMPLOYEE BENEFITS	\$700.00	\$51.99	\$158.65	\$177.37	\$363.98
1600 - SUMMER SCHOOL PROGRAMS					
200 - EMPLOYEE BENEFITS	\$500.00	\$0.00	\$130.27	\$0.00	\$369.73
1800 - BILINGUAL PROGRAMS					
200 - EMPLOYEE BENEFITS	\$200.00	\$0.00	\$0.00	\$13.97	\$186.03
2130 - HEALTH SERVICES					
200 - EMPLOYEE BENEFITS	\$13,000.00	\$972.46	\$4,217.92	\$5,168.09	\$3,613.99
2190 - OTHER SUPPORT SERVICES - PUPILS					
200 - EMPLOYEE BENEFITS	\$500.00	\$49.01	\$115.06	\$66.35	\$318.59
2210 - IMPROVEMENT OF INSTRUCTION					
200 - EMPLOYEE BENEFITS	\$5,000.00	\$376.76	\$2,072.18	\$2,942.06	(\$14.24)
2330 - ADMINISTRATIVE SERVICES SPECIAL ED					
200 - EMPLOYEE BENEFITS	\$1,600.00	\$116.10	\$638.55	\$906.63	\$54.82
2410 - PRINCIPAL					
200 - EMPLOYEE BENEFITS	\$14,400.00	\$1,048.99	\$5,814.76	\$8,131.44	\$453.80
2520 - FISCAL SERVICES					
200 - EMPLOYEE BENEFITS	\$19,000.00	\$1,416.66	\$7,796.42	\$11,062.80	\$140.78
2540 - OPERATIONS & MAINTENANCE OF PLANTS					
200 - EMPLOYEE BENEFITS	\$43,700.00	\$3,213.91	\$17,409.83	\$22,470.38	\$3,819.79
2560 - FOOD SERVICES					
200 - EMPLOYEE BENEFITS	\$22,838.00	\$1,695.09	\$6,348.21	\$11,068.54	\$5,421.25
2630 - INFORMATION SERVICES					
200 - EMPLOYEE BENEFITS	\$6,500.00	\$457.30	\$2,515.15	\$3,571.19	\$413.66
2660 - OTHER SUPPORT SERVICES - PUPILS					
200 - EMPLOYEE BENEFITS	\$31,300.00	\$2,322.24	\$11,903.02	\$17,870.55	\$1,526.43
<b>51 - IMRF Total:</b>	<b>\$194,638.00</b>	<b>\$15,089.49</b>	<b>\$70,064.21</b>	<b>\$108,414.22</b>	<b>\$16,159.57</b>

# Lincolnwood School District 74

## General Ledger - OBJECT REPORT

Fiscal Year: 2023-2024 From Date:11/1/2023 To Date:11/30/2023

Account Mask: ????????????????????

Account Type: EXPENDITURE

Print accounts with zero balance     
  Include Inactive Accounts     
  Include PreEncumbrance

FUND / TYPE / FUNCTION / OBJECT	Preliminary 2024	Range To Date	Year To Date	Encumbrance	Budget Balance
52 - SOCIAL SECURITY AND MEDICARE					
0 - EXPENDITURES					
1100 - REGULAR K-12 PROGRAMS					
200 - EMPLOYEE BENEFITS	\$123,940.00	\$9,889.02	\$33,438.56	\$78,725.02	\$11,776.42
1125 - PRE-K PROGRAMS					
200 - EMPLOYEE BENEFITS	\$6,300.00	\$430.11	\$1,506.47	\$3,515.75	\$1,277.78
1200 - SPECIAL ED PROGRAMS K-12					
200 - EMPLOYEE BENEFITS	\$38,100.00	\$3,449.50	\$11,364.86	\$27,653.96	(\$918.82)
1250 - REMEDIAL & SUPPLEMENTAL K-12					
200 - EMPLOYEE BENEFITS	\$8,271.00	\$621.86	\$2,241.14	\$5,884.24	\$145.62
1500 - INTERSCHOLASTIC PROGRAMS					
200 - EMPLOYEE BENEFITS	\$2,500.00	\$70.02	\$215.22	\$935.92	\$1,348.86
1600 - SUMMER SCHOOL PROGRAMS					
200 - EMPLOYEE BENEFITS	\$1,900.00	\$0.00	\$1,028.29	\$0.00	\$871.71
1650 - GIFTED PROGRAMS					
200 - EMPLOYEE BENEFITS	\$6,803.00	\$520.93	\$1,842.90	\$4,895.65	\$64.45
1800 - BILINGUAL PROGRAMS					
200 - EMPLOYEE BENEFITS	\$9,834.00	\$716.28	\$2,530.05	\$6,850.89	\$453.06
2110 - ATTENDANCE & SOCIAL WORK					
200 - EMPLOYEE BENEFITS	\$5,784.00	\$443.40	\$1,561.14	\$4,218.53	\$4.33
2130 - HEALTH SERVICES					
200 - EMPLOYEE BENEFITS	\$11,510.00	\$956.22	\$4,230.07	\$4,869.21	\$2,410.72
2140 - PSYCHOLOGICAL SERVICES					
200 - EMPLOYEE BENEFITS	\$2,485.00	\$190.20	\$674.04	\$1,814.24	(\$3.28)
2150 - SPEECH PATHOLOGY & AUDIOLOGY					
200 - EMPLOYEE BENEFITS	\$3,843.00	\$256.78	\$962.56	\$2,450.82	\$429.62
2190 - OTHER SUPPORT SERVICES - PUPILS					
200 - EMPLOYEE BENEFITS	\$4,920.00	\$589.80	\$1,679.01	\$858.00	\$2,382.99
2210 - IMPROVEMENT OF INSTRUCTION					
200 - EMPLOYEE BENEFITS	\$9,247.00	\$701.36	\$4,003.92	\$5,220.22	\$22.86
2220 - EDUCATIONAL MEDIA					
200 - EMPLOYEE BENEFITS	\$3,968.00	\$304.88	\$1,056.43	\$2,900.28	\$11.29
2320 - SUPERINTENDENT					
200 - EMPLOYEE BENEFITS	\$4,000.00	\$288.26	\$1,600.27	\$2,162.45	\$237.28
2330 - ADMINISTRATIVE SERVICES SPECIAL ED					

**Lincolnwood School District 74**

**General Ledger - OBJECT REPORT**

Fiscal Year: 2023-2024 From Date:11/1/2023 To Date:11/30/2023

Account Mask: ????????????????????

Account Type: EXPENDITURE

Print accounts with zero balance     
  Include Inactive Accounts     
  Include PreEncumbrance

FUND / TYPE / FUNCTION / OBJECT	Preliminary 2024	Range To Date	Year To Date	Encumbrance	Budget Balance
200 - EMPLOYEE BENEFITS	\$3,303.00	\$254.46	\$1,399.93	\$1,905.39	(\$2.32)
2410 - PRINCIPAL					
200 - EMPLOYEE BENEFITS	\$18,918.00	\$1,517.60	\$8,238.81	\$11,333.82	(\$654.63)
2510 - DIRECTION OF BUSINESS SUPPORT SERVICES					
200 - EMPLOYEE BENEFITS	\$2,850.00	\$219.00	\$1,205.31	\$1,639.83	\$4.86
2520 - FISCAL SERVICES					
200 - EMPLOYEE BENEFITS	\$16,159.00	\$1,225.54	\$6,848.37	\$9,246.96	\$63.67
2540 - OPERATIONS & MAINTENANCE OF PLANTS					
200 - EMPLOYEE BENEFITS	\$39,373.00	\$3,074.68	\$16,727.77	\$20,608.01	\$2,037.22
2560 - FOOD SERVICES					
200 - EMPLOYEE BENEFITS	\$18,220.00	\$1,677.39	\$9,069.35	\$10,054.73	(\$904.08)
2630 - INFORMATION SERVICES					
200 - EMPLOYEE BENEFITS	\$6,009.00	\$462.14	\$2,541.77	\$3,466.05	\$1.18
2660 - OTHER SUPPORT SERVICES - PUPILS					
200 - EMPLOYEE BENEFITS	\$29,145.00	\$2,306.94	\$12,008.07	\$17,103.94	\$32.99
52 - SOCIAL SECURITY AND MEDICARE Total:	\$377,382.00	\$30,166.37	\$127,974.31	\$228,313.91	\$21,093.78



**Lincolnwood School District 74**

**General Ledger - OBJECT REPORT**

Fiscal Year: 2023-2024 From Date:11/1/2023 To Date:11/30/2023

Account Mask: ????????????????????

Account Type: EXPENDITURE

Print accounts with zero balance       Include Inactive Accounts       Include PreEncumbrance

FUND / TYPE / FUNCTION / OBJECT

Preliminary 2024      Range To Date      Year To Date      Encumbrance      Budget Balance

60 - CAPITAL PROJECTS

0 - EXPENDITURES

2530 - FACILITY ACQUISITION & CONSTRUCTION

FUND / TYPE / FUNCTION / OBJECT	Preliminary 2024	Range To Date	Year To Date	Encumbrance	Budget Balance
300 - PURCHASED SERVICES	\$269,504.00	\$74,943.07	\$274,044.73	\$0.00	(\$4,540.73)
500 - CAPITAL OUTLAY	\$1,689,139.00	\$0.00	\$975,600.84	\$0.00	\$713,538.16
<b>60 - CAPITAL PROJECTS Total:</b>	<b>\$1,958,643.00</b>	<b>\$74,943.07</b>	<b>\$1,249,645.57</b>	<b>\$0.00</b>	<b>\$708,997.43</b>

Lincolnwood School District 74

General Ledger - OBJECT REPORT

Fiscal Year: 2023-2024 From Date:11/1/2023 To Date:11/30/2023

Account Mask: ??????????????????

Account Type: EXPENDITURE

Print accounts with zero balance  Include Inactive Accounts  Include PreEncumbrance

FUND / TYPE / FUNCTION / OBJECT

Preliminary 2024 Range To Date Year To Date Encumbrance Budget Balance

80 - TORT IMMUNITY

0 - EXPENDITURES

2362 - WORKERS COMPENSATION INSURANCE

300 - PURCHASED SERVICES

\$75,800.00	\$8,655.00	\$8,655.00	\$0.00	\$67,145.00
-------------	------------	------------	--------	-------------

2371 - PROPERTY INSURANCE

300 - PURCHASED SERVICES

\$120,000.00	\$0.00	\$0.00	\$0.00	\$120,000.00
--------------	--------	--------	--------	--------------

80 - TORT IMMUNITY Total:	\$195,800.00	\$8,655.00	\$8,655.00	\$0.00	\$187,145.00
---------------------------	--------------	------------	------------	--------	--------------

**Lincolnwood School District 74**

**General Ledger - OBJECT REPORT**

Fiscal Year: 2023-2024 From Date:11/1/2023 To Date:11/30/2023

Account Mask: ??????????????????

Account Type: EXPENDITURE

Print accounts with zero balance       Include Inactive Accounts       Include PreEncumbrance

FUND / TYPE / FUNCTION / OBJECT

Preliminary 2024      Range To Date      Year To Date      Encumbrance      Budget Balance

90 - FIRE PREVENTION & SAFETY

    0 - EXPENDITURES

        2530 - FACILITY ACQUISITION & CONSTRUCTION

300 - PURCHASED SERVICES	\$46,000.00	\$20,609.93	\$34,370.90	\$0.00	\$11,629.10
--------------------------	-------------	-------------	-------------	--------	-------------

        2540 - OPERATIONS & MAINTENANCE OF PLANTS

500 - CAPITAL OUTLAY	\$1,435,362.00	\$123,315.50	\$1,265,859.79	\$0.00	\$169,502.21
----------------------	----------------	--------------	----------------	--------	--------------

90 - FIRE PREVENTION & SAFETY Total:	\$1,481,362.00	\$143,925.43	\$1,300,230.69	\$0.00	\$181,131.31
--------------------------------------	----------------	--------------	----------------	--------	--------------

Lincolnwood School District 74

General Ledger - OBJECT REPORT

Fiscal Year: 2023-2024 From Date:11/1/2023 To Date:11/30/2023


Account Mask: ??????????????????

Account Type: EXPENDITURE

- Print accounts with zero balance  Include Inactive Accounts  Include PreEncumbrance

FUND / TYPE / FUNCTION / OBJECT	Preliminary 2024	Range To Date	Year To Date	Encumbrance	Budget Balance
Grand Total:	\$33,861,000.00	\$3,285,355.53	\$11,886,332.52	\$13,282,327.09	\$8,692,340.39

End of Report



## Executive Summary Finance Committee Meeting

DATE: January 18, 2024

TOPIC: IGS Electricity Contract Beginning April 2024

PREPARED BY: Courtney Whited

### **Recommended for:**

- Action
- Discussion
- Information

### **Purpose/Background:**

In Autumn 2021, the District accepted an offer from IGS to “blend and extend” electricity through February 2024. Now that its expiration is near, the District is seeking a new electricity contract for a reasonable term.

District Legal Counsel reviewed the attached contract and found it to be acceptable since it included requested changes related to striking the automatic rollover clause and denying responsibility for IGS legal fees if litigation were to occur. Pricing was left blank due to the shifting market.

The District anticipates March 2024 will be solely on ComEd’s market rates due to the lack of a rollover clause on the current IGS contract.

Administration called upon the vendor that supplied electricity prior to IGS, and pricing was sent for Constellation and Direct Energy instead of Engie. The pricing document is attached.

### **Fiscal Impact:**

If rates hold steady,

The 12-month term is \$0.0656 per kWh and

The 28-month term (coincides with the end of the IGS Natural Gas contract) is \$0.0672 per kWh.

The District paid \$0.05697 per kWh during the SEP 2021 - FEB 2024 term with IGS.

### **Recommendation:**

The Finance Committee concurs with the Administration to recommend to the Board of Education to approve a 12- or 28-month contract with IGS for electricity only if the pricing rate maintains a level at or below \$0.069/kWh at the time of the February 1, 2024 Board of Education meeting.



# **Lincolnwood School District 74/ IGS Energy**

## **Electricity Discussion with Nate Nolting**

---

**January 4<sup>th</sup>, 2024**



# IGS Energy

- Largest independent supplier in the nation
  - Over 1,500,000 customers
- Additional value created by eliminating 3<sup>rd</sup> party broker margins/fees
- Dual commodity supplier of both natural gas and electricity
  - Can help achieve any Solar, LED lighting, or sustainability goals
- 33+ years serving customers as a family-owned business
- Focus on education & transparency through contracting
  - Specialize in risk mitigation and developing products to meet customers needs
- Strong Financials—available upon request
- Official Energy Partner of the Chicago Bears

# Market Update: January 2024

- Liquefied Natural Gas (LNG) has increased 650% since January 2018
  - The US will continue to increase LNG exports as capacity is built out
  - LNG production could double by the end of 2027
- Natural Gas Storage is currently 6.7% above the 5-year average
- Winter '23-'24 is on pace to be one of the warmest winters in the past 50 years
- NI Hub 12-mo strip (Electricity) has decreased by 68% from its peak in 2022
- Power demand increasing with electrification; by 2030, 1 in 2 cars is projected to be an EV
- Coal-fired electricity generation dropped from 50% of the generation stack in 2007 to 18% in 2022
- In 2022, natural gas was the largest source of electricity generation, representing 40% of stack

To summarize, natural gas demand is expected to grow as the US exports more and more LNG. Natural gas pricing is low due to warm winter conditions but as the US exports increase, pricing will likely increase as well. Because Natural Gas is the largest source of electricity generation, if natural gas prices start to rise, electricity prices could also start to rise. While the gas and electricity markets are not as low as what we saw in 2020, it is still a good time to buy energy as prices have decreased substantially from the highs we saw over the last 2 years.

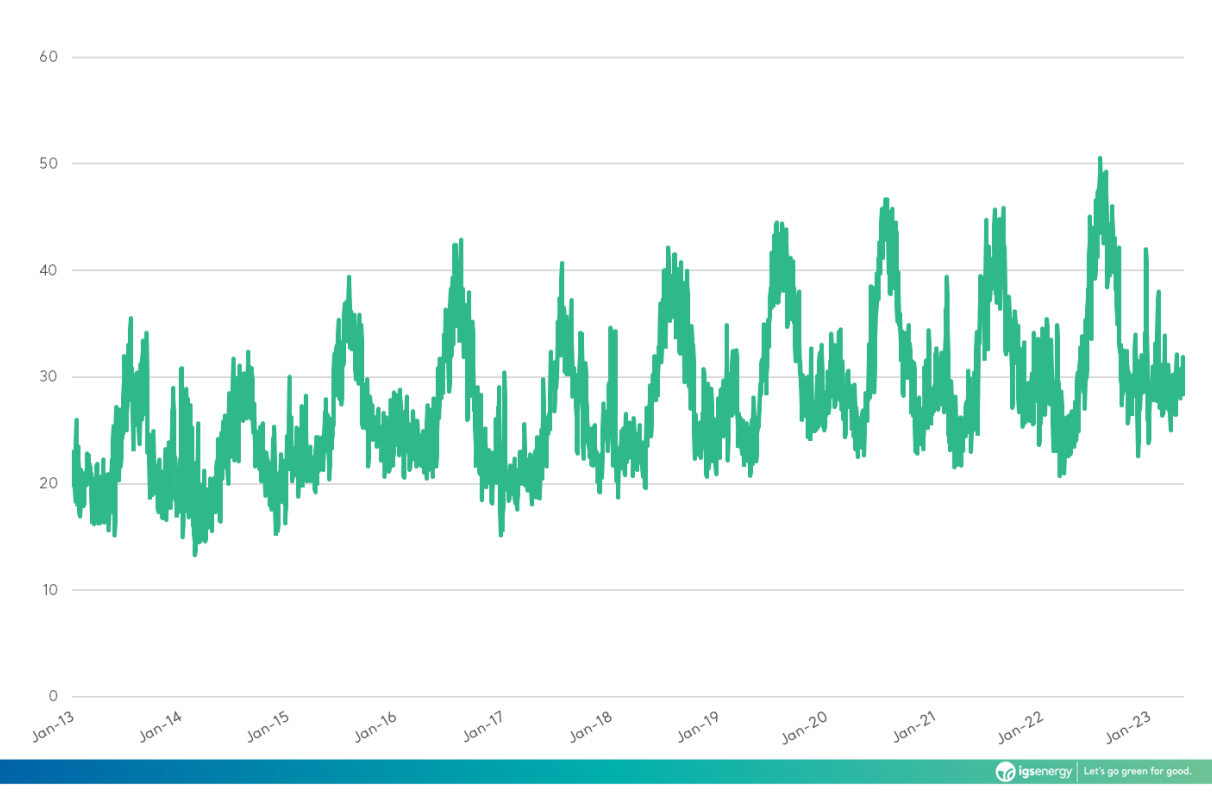


# Record Setting Demand

US, Liquefied Natural Gas Exports (Million Cubic Feet)



US Power Burn (BCF/Day) | Jan 2016 - Apr 2023



# NI Hub On-Peak Calendar Strips | Jan 2016 - Jan 2024

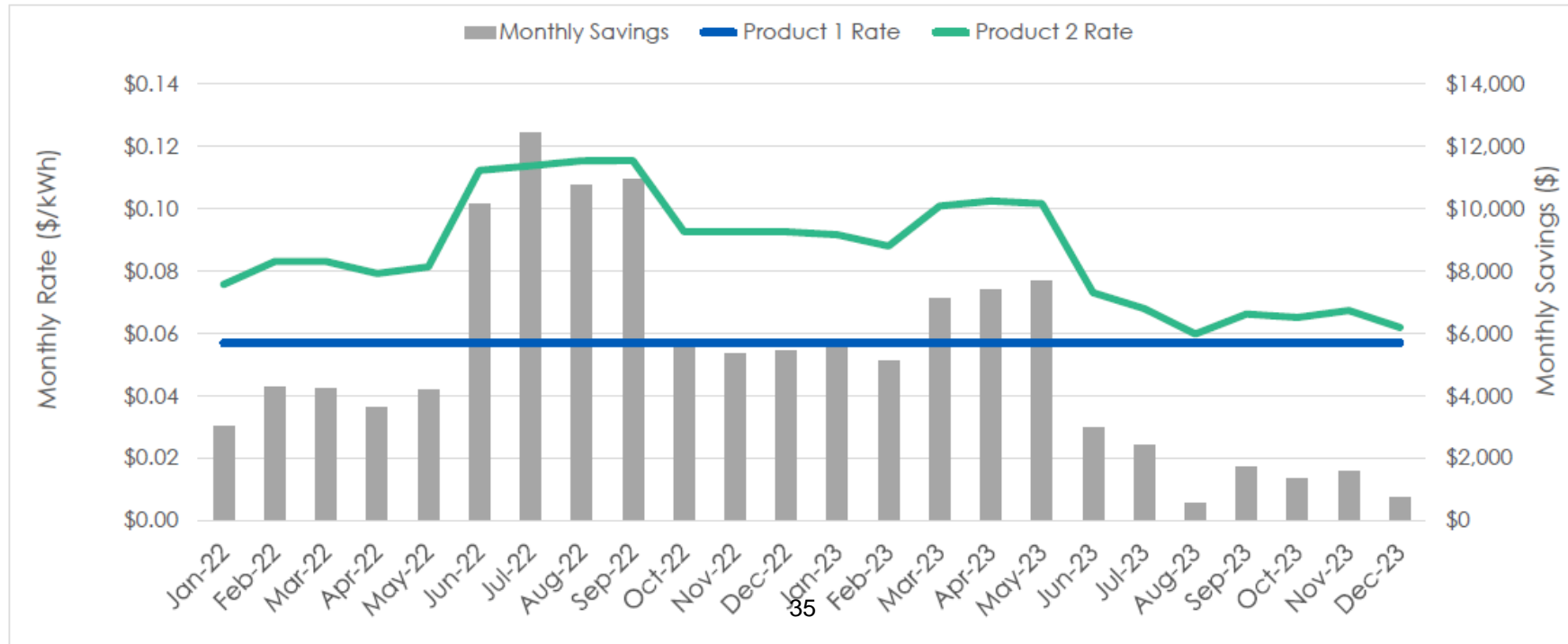


# Savings vs. the ComEd Utility Rate since January of 2022



Customer: Lincolnwood School District 74  
 Utility: ComED  
 Service Class: BES-Res  
 Conducted On: 1/4/2024

	Supply Product	Total Spend (\$)	Avg Rate (\$/kWh)
Product 1	Fixed Rate	\$234,931	\$0.0570
Product 2	ComED PTC	\$359,457	\$0.0872
Total Savings with Product 1 (Jan-22 thru Dec-23)		\$124,526	
^ Equates to 35% Savings ^			



# Lincolnwood School District 74: Electricity Fixed Prices

Term in Months	Start	End	kWh Volume	\$/kWh Price
12	Apr-24	Mar-25	2,163,992	\$0.0656
18	Apr-24	Sep-25	3,312,543	\$0.0665
24	Apr-24	Mar-26	4,327,984	\$0.0674
28	Apr-24	Jul-26	5,071,172	\$0.0672
36	Apr-24	Mar-27	6,491,975	\$0.0694

*Pricing as of 1/10/24 at 11:55am and is subject to market movement.*

*-The Base Residual Auction for the capacity rate has not yet been established after May-25. Any term that goes beyond May-25 will have a capacity adjustment higher or lower, as applicable, starting in June-25.*

*-All terms above will provide a Network Integration Transmission Service (NITS) adjustment for any changes, positive or negative, to the NITS rate as assessed by your utility. Many suppliers will only adjust this rate when it is a charge and not provide a credit when the NITS rate decreases.*

# thank you!

**Nate Nolting**

Nate.Nolting@igs.com

312.761.8760

37

**Electricity Purchase Contract**

**Industrial V3.5-IL(m)**

FOR OFFICE USE ONLY: 289

**Seller: Interstate Gas Supply, LLC**  
 Attn: Commercial & Industrial Sales, 6100 Emerald Parkway, Dublin, Ohio 43016

Fax: 614-659-5126  
 Phone: 877-923-4447

**Buyer: Lincolnwood School District 74**

**Contact Name** Courtney Whited

**Confirmation Email** cwhited@sd74.org

**Phone** 847-675-8234

**Fax**

Street Address

City

State

Zip

**Mailing** 6950 N East Prairie Rd

Lincolnwood

IL

60712

**Billing** Same as Mailing

**Facility** See Exhibit A

**Account Number/s** See Exhibit A or  see the attached **Exhibit A** (the "Accounts")

This Contract is subject to the attached Electricity Supply Master Terms and Conditions, which are incorporated in their entirety herein.

<b>Electric Distribution Company ("EDC"):</b>	Commonwealth Edison ("ComED")
<b>Purchase Price:</b>	<p><b>Subject to Price Adjustment Provisions, and Regulatory language in the attached Electricity Supply Master Terms and Conditions, Buyer's Price:</b></p> <p><input checked="" type="checkbox"/> Fixed Price: Price will remain \$ _____ per kilowatt hour (kWh). The price will not include applicable taxes or EDC service and delivery charges, which will be billed by the EDC.</p> <p>Because Seller needs to contract for supply and transportation in advance, Buyer's early termination of any Account under this Contract will harm Seller.</p>
<b>Initial Term:</b>	The Initial Term of this Contract will begin with the _____ EDC billing cycle, and it will continue through the _____ EDC billing cycle.
<b>Renewal:</b>	This Contract will terminate upon the expiration of the Initial Term unless renewed by agreement of the Parties. There shall be no automatic renewal.
<b>Early Termination Damages:</b>	For each Account that is terminated early, damages will be equal to the positive difference, if any, between the Purchase Price minus the then-current market price, multiplied by the "Contract Volumes" (defined below) as apportioned to the terminated Account(s) and remaining under the then-current Term. The "Contract Volumes" are calculated using each Account's historical monthly consumption, as provided to Seller by the EDC, multiplied by weather normalization factors and are set forth in the table below. The Contract Volumes will be used for determining early termination damages under this Contract. Buyer is not otherwise obligated to accept/consume the Contract Volumes on a monthly or annual basis.

**Contract Volumes in kWh**

Month	Jan	Feb	Mar	Apr	May	Jun	July	Aug	Sept	Oct	Nov	Dec
	144,729	134,954	152,409	155,710	179,251	170,398	196,187	242,066	213,093	152,995	152,639	152,301

This Contract, including any Exhibit(s) may be signed in counterparts. If Buyer and Seller execute more than one Contract with respect to any Account(s), the terms of the most recent Contract will supersede and take priority over all previous Contracts with regard to the same Account(s). Any signature on this Contract and any Exhibit(s) will be considered valid for all purposes and have the same effect whether it is an ink-signed original, e-signed, a photocopy, or a facsimile representation of the original document.

The signers below personally certify that they have all requisite authority to sign and enter into this Contract, including the attached Terms and Conditions and any Exhibit A, on behalf of the parties identified next to their signatures. Further, they acknowledge that on behalf of their respective parties, they have read, understood, and voluntarily agreed to every provision of this Contract, the attached Terms and Conditions, and any Exhibit A.

**Accepted by Buyer:**

**Name:** \_\_\_\_\_ **Title** \_\_\_\_\_ **Date** \_\_\_\_\_

**Accepted by Seller:**

**Name:** Jonathan Liba **Title** Sr. Director, C&I Acct. Mgmt. **Date** \_\_\_\_\_

## Electricity Supply Master Terms and Conditions

These Master Terms and Conditions (the "Terms and Conditions") set forth the general terms and conditions for the retail sale and purchase of electricity between Seller and Buyer. The specific terms with respect to Buyer's Accounts will be set forth on Page 1. These Master Terms and Conditions, the specific terms set forth on Page 1, and any Exhibits form a written agreement between Seller and Buyer (the "Contract").

1. **Eligibility.** This Contract is exclusively for mercantile customers that consume more than 700,000 kWh per year or are part of a national account involving multiple facilities in one or more states. Buyer is designated as a mercantile customer.
2. **Electricity Supply.** Seller will supply and deliver to Buyer the full electricity requirements for all Accounts under this Contract and Buyer will accept and pay for all such deliveries according to this Contract. Seller will act as Buyer's agent for the limited purposes of working with the Buyer's retail transmission organization/independent system operator ("RTO/ISO") and Buyer's EDC in order to (a) obtain the Accounts' usage, billing, and payment histories; (b) effect the transfer of electricity supply service to Seller; and (c) perform Seller's obligations under this Contract. Buyer will execute all documents and be responsible for all services and equipment required by the EDC in order for Buyer to receive service under this Contract. Buyer understands that there may be delays in starting electricity supply due to the EDC's enrollment requirements and will not hold Seller responsible for any such delays.
3. **Price Adjustment Provisions.** Except as otherwise set forth on Page 1 of this Contract and where applicable: (a) Seller will adjust Buyer's price for any changes, positive or negative, to Buyer's NITS rate as assessed by Buyer's EDC and/or RTO/ISO; and (b) Seller may pass through to Buyer any non-NITS transmission charge resulting from changes to Buyer's transmission rate as assessed by Buyer's EDC and/or RTO/ISO, any transmission charge resulting from changes to Buyer's network service peak load tag [including network integration transmission service ("NITS")] as assessed by Buyer's EDC and/or RTO/ISO; and/or any capacity charge resulting from changes to Buyer's capacity tag as assessed by Buyer's EDC and/or RTO/ISO. For the avoidance of doubt, none of the foregoing price adjustments will be deemed New Charges under the Regulatory section herein.
4. **Energy Efficiency/Onsite Generation/EV Charging.** If there is (a) a material decrease in Buyer's usage due to energy efficiency improvements and/or onsite generation or (b) a material increase in Buyer's usage due to electric vehicle charging, which results in losses to Seller, Seller may pass through to Buyer such losses. For the avoidance of doubt, none of the above-described losses will be deemed New Charges under the Regulatory section herein.
5. **Intentionally Deleted.**
6. **Billing & Payment.** The EDC will issue consolidated monthly invoices which will contain Seller's electricity charges, plus applicable taxes and all of the EDC's distribution and other applicable charges. Buyer will pay to the EDC the entire amount of each electric bill under the EDC's payment terms and conditions. Late charges will apply for all past-due amounts owed to Seller at the rate set forth in the EDC's tariff for its charges. Seller reserves the right to invoice Buyer directly for: (a) Seller's charges only, plus applicable taxes; or (b) for the EDC's charges, as well as Seller's charges, plus all applicable taxes. Payment shall be made in accordance with the Illinois Local Government Prompt Payment Act (50 ILCS 505/1 et seq.). The EDC is solely responsible for reading Buyer's meter(s), and all disputes that Buyer has with respect to meter readings and related adjustments will be addressed by Buyer solely to the EDC.
7. **Credit.** If Buyer (a) becomes a debtor in a bankruptcy proceeding; or (b) breaches any payment obligation or any other obligation to Seller, then Seller may suspend deliveries and/or terminate this Contract 10 days after delivering written notice to Buyer. Seller's rights under this Credit section are in addition to all other remedies available under this Contract.
8. **Damages.** Seller may hedge its obligations under this Contract by purchasing electricity and related transportation, as well as electricity futures and/or swaps, or any combination thereof. If (a) Buyer terminates any or all Accounts under this Contract before the expiration of any Term; or (b) Seller terminates this Contract as to any or all Accounts before the expiration of any Term as a result of Buyer's breach of this Contract, or (c) the EDC terminates any or all Accounts under this Contract before the expiration of any term as a result of late or non-payment, then Buyer will pay Seller damages calculated as set forth in the Early Termination Damages section on Page 1. Seller may increase the price charged to Buyer for Accounts that have not breached in order to cover the damages described above; in such instance, Seller will send to Buyer an informational invoice to supplement the EDC's bill. If Buyer transfers service to the EDC, Buyer may be charged a price other than the EDC's standard rate. Nothing in this Damages section limits Buyer's obligation to pay for all delivered electricity as metered by the EDC. If Seller fails to perform its delivery obligations under this Contract, Seller will pay to Buyer an amount equal to the positive difference, if any, between Buyer's reasonable cost of cover minus the then-current Contract price for all electricity Seller failed to deliver.
9. **Cross Default.** If Buyer is a party to one or more natural gas or electricity supply contracts with Seller, a breach by Buyer under such other contract(s) may be treated by Seller as a breach by Buyer of this Contract.
10. **Limitation of Liability.** Seller will not be liable for any losses arising from Buyer's use of electricity or for losses arising from the EDC, including but not limited to: their operations and maintenance of their system, any disruption of their service, termination of their service, their events of force majeure, or deterioration of their service. Except as otherwise set forth in this Contract, neither party will be liable for any indirect, consequential, special, or punitive damages, whether arising under contract, tort (including negligence and strict liability), or any other legal theory.
11. **Warranty.** Seller warrants that all electricity delivered to the EDC for its distribution to Buyer will meet the EDC's quality standards and that title to such electricity is free from liens and adverse claims. Seller makes no other warranties or representations of any kind, express or implied, including any warranty of merchantability or warranty that the goods are fit for a particular purpose.
12. **Regulatory.** The retail electric choice program is subject to ongoing utility commission, RTO/ISO, and EDC jurisdiction. During the Initial Term, your price will remain the same; provided, however, that Seller may pass through to Buyer's price any new or additional charges, or changes in the calculation of charges imposed on suppliers or their customers through a change in governing law or commission, RTO/ISO, or EDC proceeding (collectively, "New Charges"), but only to the extent that those New Charges, alone or when added together over the course of the Initial Term of this contract, exceed \$0.001 per kWh of Seller's non-commodity cost. New Charges may cause your price to vary during the Initial Term. Seller will deliver to Buyer written notice at least 30 days before passing through any New Charges. If a change in governing law, regulation, or rule physically prevents or legally prohibits Seller from performing under this Contract, then either party may terminate this Contract without penalty.
13. **Relationship of Parties.** Buyer will make decisions regarding pricing and volumes in Buyer's sole discretion and will confirm all expiration/termination dates of any existing contract terms, with or without advice or recommendation from Seller, and Seller will not be liable for Buyer's acting or failing to act upon Seller's advice or recommendations.
14. **Assignment.** This Contract or any accounts hereunder may be assigned by Buyer only upon the written assumption of the assignee and with express written consent of Seller, which consent will not be unreasonably withheld, delayed, or conditioned.
15. **Waiver.** No failure to enforce any provision of this Contract will be deemed a waiver of any right to do so, and no express waiver of any breach operate as a waiver of any other breach or of the same breach on future occasions.
16. **Choice of Law, Jurisdiction, Venue & Jury Trials.** This Contract will be governed by the applicable laws of the State of Illinois, without regard to Illinois's principles of conflicts of law. All legal actions involving all disputes arising under this Contract will be brought exclusively in the Circuit Court of Cook County, Illinois, and Seller hereby submits to the jurisdiction of that court. Buyer and Seller waive all of their rights to a trial by jury in any legal action related to this Contract.
17. **Severability.** If any provision of this Contract is held unenforceable by any court having jurisdiction, no other provisions will be affected, and the court will modify the unenforceable provision (consistent with the intent of the parties as evidenced in this Contract) to the minimum extent necessary so as to render it enforceable.
18. **Entire Agreement.** This Contract, including these Terms and Conditions and any Exhibits, contain the entire agreement between Seller and Buyer regarding the Accounts under this Contract, and it supersedes all prior and contemporaneous written and oral agreements and understandings between them with respect to those accounts. This Contract cannot be modified in any way except by a writing signed by both Seller and Buyer.

**Exhibit A to Electricity Purchase Contract Form Industrial V3.5-IL  
Account Numbers & Facility Addresses**

**Seller: Interstate Gas Supply, LLC**  
**Buyer: Lincolnwood School District 74**

Following are the Account/Meter Numbers and Addresses included under the above-mentioned contract between Seller and Buyer:

<b>Utility</b>	<b>Street Address</b>	<b>City</b>	<b>State</b>	<b>Zip</b>	<b>Account No:</b>
1 COMED	6950 N East Prairie Rd	Lincolnwood	IL	60712	0261517006

**AGREED.**

<b>Accepted by Buyer:</b>	_____	_____	_____
	<b>Name:</b>	<b>Title</b>	<b>Date</b>
<b>Accepted by Seller:</b>	_____	Sr. Director, C&I Acct. Mgmt.	_____
	<b>Name:</b> Jonathan Liba	<b>Title</b>	<b>Date</b>





Scott Pellock, Senior Account Executive  
 850 East Diehl Rd, Suite 142  
 Naperville, IL 60563  
 (630) 955-1500 ext.

**Lincolnwood School District 74**

**Energy Only Pricing**

**01/11/24**

<b>Start Date:</b>		<b>Mar-24</b>					<b>Mar-25</b>
<b>Electric Supply Components</b>							
Supplier	Fixed Energy	Line Losses	Capacity	Transmission	Ancillary	Total	
Constellation	\$0.04444	Pass Through				\$0.04444	
Direct Energy	\$0.04359	Pass Through				\$0.04359	

<b>Start Date:</b>		<b>Mar-24</b>					<b>Aug-25</b>
<b>Electric Supply Components</b>							
Supplier	Fixed Energy	Line Losses	Capacity	Transmission	Ancillary	Total	
Constellation	\$0.04537	Pass Through				\$0.04537	
Direct Energy	\$0.04462	Pass Through				\$0.04462	

<b>Start Date:</b>		<b>Mar-24</b>					<b>Feb-26</b>
<b>Electric Supply Components</b>							
Supplier	Fixed Energy	Line Losses	Capacity	Transmission	Ancillary	Total	
Constellation	\$0.04564	Pass Through				\$0.04564	
Direct Energy	\$0.04525	Pass Through				\$0.04525	

<b>Start Date:</b>		<b>Mar-24</b>					<b>Jul-26</b>
<b>Electric Supply Components</b>							
Supplier	Fixed Energy	Line Losses	Capacity	Transmission	Ancillary	Total	
Constellation	\$0.04570	Pass Through				\$0.04570	
Direct Energy	\$0.04600	Pass Through				\$0.04633	

Note: Pass Through - NOT Included in Total Energy Charges - will be passed through by supplier each month  
 Electricity prices are only good for the day they are quoted. Prices are subject to change according to changes in the market.  
 Please refer to the contract for terms and conditions. (Sample contract are available upon request.)  
**Confidential Information of Vanguard Energy Services, L.L.C.**



Scott Pellock, Senior Account Executive  
 850 East Diehl Rd, Suite 142  
 Naperville, IL 60563  
 (630) 955-1500 ext.

**Lincolnwood School District 74**

**Fully Bundled Pricing**

**01/11/24**


Start Date:		Mar-24				Mar-25	
Electric Supply Components							
Supplier	Fixed Energy	Line Losses	Capacity	Transmission	Ancillary	Total	
Constellation	breakdown not provided					\$0.06775	
Direct Energy	breakdown not provided					\$0.06698	

Start Date:		Mar-24				Aug-25	
Electric Supply Components							
Supplier	Fixed Energy	Line Losses	Capacity	Transmission	Ancillary	Total	
Constellation	breakdown not provided					\$0.06918	
Direct Energy	breakdown not provided					\$0.06874	

Start Date:		Mar-24				Mar-26	
Electric Supply Components							
Supplier	Fixed Energy	Line Losses	Capacity	Transmission	Ancillary	Total	
Constellation	breakdown not provided					\$0.07023	
Direct Energy	breakdown not provided					\$0.07095	

Start Date:		Mar-24				Jul-26	
Electric Supply Components							
Supplier	Fixed Energy	Line Losses	Capacity	Transmission	Ancillary	Total	
Constellation	breakdown not provided					\$0.07083	
Direct Energy	breakdown not provided					\$0.07216	

Note: Pass Through - NOT Included in Total Energy Charges - will be passed through by supplier each month  
 Electricity prices are only good for the day they are quoted. Prices are subject to change according to changes in the market.  
 Please refer to the contract for terms and conditions. (Sample contract are available upon request.)  
**Confidential Information of Vanguard Energy Services, L.L.C.**



## Executive Summary Finance Committee Meeting

---

DATE: January 18, 2024

TOPIC: Donation of Floor Hockey Equipment from The Chicago Blackhawks

PREPARED BY: Courtney Whited

**Recommended for:**

- Action
- Discussion
- Information

**Purpose/Background:**

In accordance with District Policy 8:80, a donation approval is presented to Lincolnwood School District 74 for floor hockey equipment from The Chicago Blackhawks.

**Fiscal Impact:**

Value unknown

**Recommendation:**

The Finance Committee concurs with the Administration to recommend to the Board of Education to accept the donation of floor hockey equipment from The Chicago Blackhawks.



## Donation Approval

---

### Donation Procedures:

1. Donations may be in the form of cash, checks, securities, materials, or property.
2. This form should be completed on the day a donation is received.
3. The person receiving the donation must email or fax this form to the Business Manager for approval on the day the donation is received.
4. The Board of Education will consider ratifying the Business Manager's approval at the next Board Meeting.

Current Date: \_\_\_\_\_

Donor: \_\_\_\_\_

Building: \_\_\_\_\_

Donation Amount: \_\_\_\_\_

Date of Donation: \_\_\_\_\_

Person Receiving Donation: \_\_\_\_\_


Description:

Business Manager Approval: Courtney Whited

Board of Education Approval: \_\_\_\_\_

CREATE: May 7,  
REVISE: 11/21/2022  
REVIEW:

8:80AP



## Executive Summary Finance Committee Meeting

---

DATE: January 18, 2024

TOPIC: Donation of \$250 from the ROSE Foundation

PREPARED BY: Courtney Whited

**Recommended for:**

- Action
- Discussion
- Information

**Purpose/Background:**

In accordance with District Policy 8:80, a donation approval is presented to Lincolnwood School District 74 for \$250 from Recognize Our Staff's Excellence (ROSE) Foundation for costs related to staff recognition endeavors.

**Fiscal Impact:**

\$250 grant revenue

**Recommendation:**

The Finance Committee concurs with the Administration to recommend to the Board of Education to accept the donation of \$250 from the ROSE Foundation.



## Donation Approval

### Donation Procedures:

1. Donations may be in the form of cash, checks, securities, materials, or property.
2. This form should be completed on the day a donation is received.
3. The person receiving the donation must email or fax this form to the Business Manager for approval on the day the donation is received.
4. The Board of Education will consider ratifying the Business Manager's approval at the next Board Meeting.

Current Date: \_\_\_\_\_

Donor: \_\_\_\_\_

Building: \_\_\_\_\_

Donation Amount: \_\_\_\_\_

Date of Donation: \_\_\_\_\_

Person Receiving Donation: \_\_\_\_\_

Description:


The generous donation will be used for costs related to staff recognition.

Business Manager Approval: Courtney Whited

Board of Education Approval: \_\_\_\_\_

CREATE: May 7,  
REVISE: 11/21/2022  
REVIEW:

8:80AP



## Executive Summary Finance Committee Meeting

DATE: January 18, 2024

TOPIC: Post-Issuance Tax Compliance Reports

PREPARED BY: Courtney Whited

### **Recommended for:**

- Action
- Discussion
- Information

### **Purpose/Background:**

Annually, the Compliance Officer of Lincolnwood School District 74 must provide the Board of Education with certain obligations under the Federal Tax and Securities laws related to the bonds. The Compliance Officer has reviewed the bond documents. The documents include Post-Issuance Compliance Checklists and the attached Post-Issuance Tax Compliance Reports. The District currently has four outstanding bond issues that require annual review. The bonds were issued in 2015, 2016, 2018 and 2021.

### **Fiscal Impact:**

There is no financial impact associated with providing these documents to the Board of Education.

### **Recommendation:**

The Finance Committee concurs with the Administration to recommend to the Board of Education to accept the findings contained in the Post-Issuance Tax Compliance Reports. Based upon the support of the Finance Committee, the Post-Issuance Tax Compliance Report will be placed on the Board of Education agenda for approval at the February 1, 2024 meeting.

POST-ISSUANCE TAX COMPLIANCE REPORT

SCHOOL DISTRICT NUMBER 74, COOK COUNTY, ILLINOIS (THE "DISTRICT")  
\$8,505,000 GENERAL OBLIGATION LIMITED TAX SCHOOL BONDS,  
SERIES 2015 (THE "BONDS")

POST ISSUANCE COMPLIANCE MATTERS

STATE OF ILLINOIS     )  
                                  ) SS  
COUNTY OF COOK     )

**POST-ISSUANCE TAX COMPLIANCE REPORT**

To: Board of Education of School District Number 74, Cook County, Illinois

Pursuant to my responsibilities as the Compliance Officer as set forth in a Bond Record Keeping Policy (the "*Policy*") adopted by the Board of Education (the "*Board*") of School District Number 74, Cook County, Illinois (the "*District*"), on the 9th day of December, 2015, I have prepared a report reviewing the District's contracts and records to determine whether the Tax Advantaged Obligations (as defined in the Policy), comply with the applicable federal tax requirements. In accordance with the proceedings and agreements under which the Tax Advantaged Obligations were issued, the District has covenanted generally to take all action necessary to comply with the applicable federal tax rules and regulations relating to the Tax Advantaged Obligations, including covenants necessary to preserve the excludability of interest on the Tax Advantaged Obligations from gross income for federal income taxation purposes. The following sets forth a summary demonstrating the District's compliance with such covenants and expectations.

(a) *Records*. I have in my possession all of the records required under the Policy.

(b) *Arbitrage Rebate Liability*. I have reviewed the agreements of the District with respect to each issue of the Tax Advantaged Obligations. At this time, the District does not have any rebate liability to the U.S. Treasury.

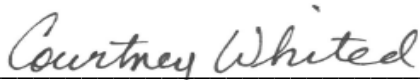


(c) *Contract Review.* I have reviewed copies of all contracts and agreements of the District, including any leases, with respect to the use of any property owned by the District and acquired, constructed or otherwise financed or refinanced with the proceeds of the Tax Advantaged Obligations and other records. At this time, each issue of the Tax Advantaged Obligations complies with the federal tax requirements applicable to such issue, including restrictions on private business use, private payments and private loans.

(d) *IRS Examinations or Inquiries.* The Internal Revenue Service (the “IRS”) has not commenced an examination of any issue of the Tax Advantaged Obligations. The IRS has not requested a response to a compliance check, questionnaire or other inquiry.

Based upon the foregoing, I believe that the District is currently in compliance with the applicable tax law requirements and no further action is necessary at this time. This report will be entered into the records of the District and made available to all members of the Board at the next regular meeting thereof.

Respectfully submitted this 1<sup>st</sup> day of February, 2024.

By   
Compliance Officer

POST-ISSUANCE TAX COMPLIANCE REPORT

SCHOOL DISTRICT 74, COOK COUNTY, ILLINOIS (THE "DISTRICT")  
\$4,235,000 GENERAL OBLIGATION LIMITED TAX SCHOOL BONDS,  
SERIES 2016 (THE "BONDS")

POST ISSUANCE COMPLIANCE MATTERS

STATE OF ILLINOIS     )  
                                  ) SS  
COUNTY OF COOK     )

**POST-ISSUANCE TAX COMPLIANCE REPORT**

To: Board of Education of School District Number 74, Cook County, Illinois

Pursuant to my responsibilities as the Compliance Officer as set forth in a Bond Record Keeping Policy (the "*Policy*") adopted by the Board of Education (the "*Board*") of School District Number 74, Cook County, Illinois (the "*District*"), on the 9th day of December, 2015, I have prepared a report reviewing the District's contracts and records to determine whether the Tax Advantaged Obligations (as defined in the Policy), comply with the applicable federal tax requirements. In accordance with the proceedings and agreements under which the Tax Advantaged Obligations were issued, the District has covenanted generally to take all action necessary to comply with the applicable federal tax rules and regulations relating to the Tax Advantaged Obligations, including covenants necessary to preserve the excludability of interest on the Tax Advantaged Obligations from gross income for federal income taxation purposes. The following sets forth a summary demonstrating the District's compliance with such covenants and expectations.

(a) *Records*. I have in my possession all of the records required under the Policy.

(b) *Arbitrage Rebate Liability*. I have reviewed the agreements of the District with respect to each issue of the Tax Advantaged Obligations. At this time, the District does not have any rebate liability to the U.S. Treasury.

(c) *Contract Review.* I have reviewed copies of all contracts and agreements of the District, including any leases, with respect to the use of any property owned by the District and acquired, constructed or otherwise financed or refinanced with the proceeds of the Tax Advantaged Obligations and other records. At this time, each issue of the Tax Advantaged Obligations complies with the federal tax requirements applicable to such issue, including restrictions on private business use, private payments and private loans.

(d) *IRS Examinations or Inquiries.* The Internal Revenue Service (the “IRS”) has not commenced an examination of any issue of the Tax Advantaged Obligations. The IRS has not requested a response to a compliance check, questionnaire or other inquiry.

Based upon the foregoing, I believe that the District is currently in compliance with the applicable tax law requirements and no further action is necessary at this time. This report will be entered into the records of the District and made available to all members of the Board at the next regular meeting thereof.

Respectfully submitted this 1<sup>st</sup> day of February, 2024.

By Courtney Whited  
Compliance Officer

POST-ISSUANCE TAX COMPLIANCE REPORT

SCHOOL DISTRICT NUMBER 74, COOK COUNTY, ILLINOIS (THE "DISTRICT")  
\$5,910,000 GENERAL OBLIGATION LIMITED TAX SCHOOL BONDS,  
SERIES 2018 (THE "BONDS")

POST ISSUANCE COMPLIANCE MATTERS

STATE OF ILLINOIS     )  
                                  ) SS  
COUNTY OF COOK     )

**POST-ISSUANCE TAX COMPLIANCE REPORT**

To: Board of Education of School District Number 74, Cook County, Illinois

Pursuant to my responsibilities as the Compliance Officer as set forth in a Bond Record Keeping Policy (the "*Policy*") adopted by the Board of Education (the "*Board*") of School District Number 74, Cook County, Illinois (the "*District*"), on the 9th day of December, 2015, I have prepared a report reviewing the District's contracts and records to determine whether the Tax Advantaged Obligations (as defined in the Policy), comply with the applicable federal tax requirements. In accordance with the proceedings and agreements under which the Tax Advantaged Obligations were issued, the District has covenanted generally to take all action necessary to comply with the applicable federal tax rules and regulations relating to the Tax Advantaged Obligations, including covenants necessary to preserve the excludability of interest on the Tax Advantaged Obligations from gross income for federal income taxation purposes. The following sets forth a summary demonstrating the District's compliance with such covenants and expectations.

(a) *Records*. I have in my possession all of the records required under the Policy.

(b) *Arbitrage Rebate Liability*. I have reviewed the agreements of the District with respect to each issue of the Tax Advantaged Obligations. At this time, the District does not have any rebate liability to the U.S. Treasury.

(c) *Contract Review.* I have reviewed copies of all contracts and agreements of the District, including any leases, with respect to the use of any property owned by the District and acquired, constructed or otherwise financed or refinanced with the proceeds of the Tax Advantaged Obligations and other records. At this time, each issue of the Tax Advantaged Obligations complies with the federal tax requirements applicable to such issue, including restrictions on private business use, private payments and private loans.

(d) *IRS Examinations or Inquiries.* The Internal Revenue Service (the “IRS”) has not commenced an examination of any issue of the Tax Advantaged Obligations. The IRS has not requested a response to a compliance check, questionnaire or other inquiry.

Based upon the foregoing, I believe that the District is currently in compliance with the applicable tax law requirements and no further action is necessary at this time. This report will be entered into the records of the District and made available to all members of the Board at the next regular meeting thereof.

Respectfully submitted this 1<sup>st</sup> day of February 2024.

By   
Compliance Officer

POST-ISSUANCE TAX COMPLIANCE REPORT

SCHOOL DISTRICT NUMBER 74, COOK COUNTY, ILLINOIS (THE "DISTRICT")  
\$6,365,000 GENERAL OBLIGATION LIMITED TAX SCHOOL BONDS,  
SERIES 2021 (THE "BONDS")

POST ISSUANCE COMPLIANCE MATTERS

STATE OF ILLINOIS        )  
                                  ) SS  
COUNTY OF COOK        )

**POST-ISSUANCE TAX COMPLIANCE REPORT**

To: Board of Education of School District Number 74, Cook County, Illinois

Pursuant to my responsibilities as the Compliance Officer as set forth in a Bond Record Keeping Policy (the "*Policy*") adopted by the Board of Education (the "*Board*") of School District Number 74, Cook County, Illinois (the "*District*"), on the 9th day of December, 2015, I have prepared a report reviewing the District's contracts and records to determine whether the Tax Advantaged Obligations (as defined in the Policy), comply with the applicable federal tax requirements. In accordance with the proceedings and agreements under which the Tax Advantaged Obligations were issued, the District has covenanted generally to take all action necessary to comply with the applicable federal tax rules and regulations relating to the Tax Advantaged Obligations, including covenants necessary to preserve the excludability of interest on the Tax Advantaged Obligations from gross income for federal income taxation purposes. The following sets forth a summary demonstrating the District's compliance with such covenants and expectations.

(a) *Records*. I have in my possession all of the records required under the Policy.

(b) *Arbitrage Rebate Liability*. I have reviewed the agreements of the District with respect to each issue of the Tax Advantaged Obligations. At this time, the District does not have any rebate liability to the U.S. Treasury.

(c) *Contract Review.* I have reviewed copies of all contracts and agreements of the District, including any leases, with respect to the use of any property owned by the District and acquired, constructed or otherwise financed or refinanced with the proceeds of the Tax Advantaged Obligations and other records. At this time, each issue of the Tax Advantaged Obligations complies with the federal tax requirements applicable to such issue, including restrictions on private business use, private payments and private loans.

(d) *IRS Examinations or Inquiries.* The Internal Revenue Service (the “IRS”) has not commenced an examination of any issue of the Tax Advantaged Obligations. The IRS has not requested a response to a compliance check, questionnaire or other inquiry.

Based upon the foregoing, I believe that the District is currently in compliance with the applicable tax law requirements and no further action is necessary at this time. This report will be entered into the records of the District and made available to all members of the Board at the next regular meeting thereof.

Respectfully submitted this 1<sup>st</sup> day of February 2024.

By   
Compliance Officer



## Executive Summary Finance Committee Meeting

---

DATE: January 18, 2024

TOPIC: Comprehensive District Software Inventory Report

PREPARED BY: Jordan Stephen

**Recommended for:**

- Action
- Discussion
- Information

**Purpose/Background:**

The purpose of this report and presentation is to provide a comprehensive overview of the various software packages, applications and websites which are utilized within Lincolnwood School District. This report goes beyond the general summary of numbers, but provides a thorough understanding of our software assets.

The attached charts and graphs provide information such as software titles, brief descriptions, and yearly costs. Changes in the percentage of costs over the last two years are also highlighted as it is important to consider external factors such as inflation that may contribute to increases in software costs.

The report also details in which building and which disciplines each of the software titles are being used and its application within the curriculum. Additionally, it provides a breakdown of the cost per student in each school, which helps in assessing the cost-effectiveness of the software.

It's important to note that individual IOS apps for iPads are not included in these initial categories as the District owns hundreds of IOS applications, some with more than a thousand licenses. Pricing for these apps is calculated differently, as it can contain educational discounts and is usually a one-time purchase. Many of these applications are free but may require additional paid components for full utilization. A list of currently used IOS applications are detailed in this report.

These titles are divided into four main categories, which include: Curriculum Tools, Supplemental Software, Assessment Tools, and Technology Operations.

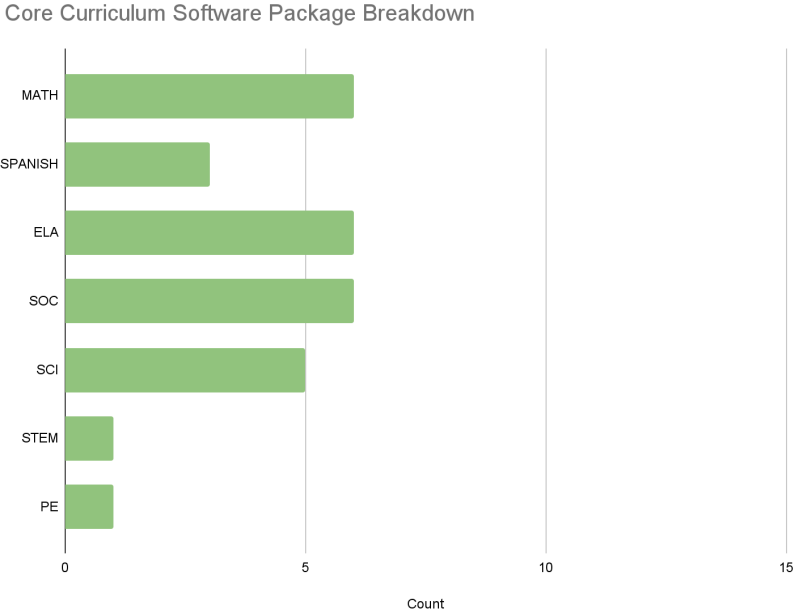


**Curriculum Tools:**

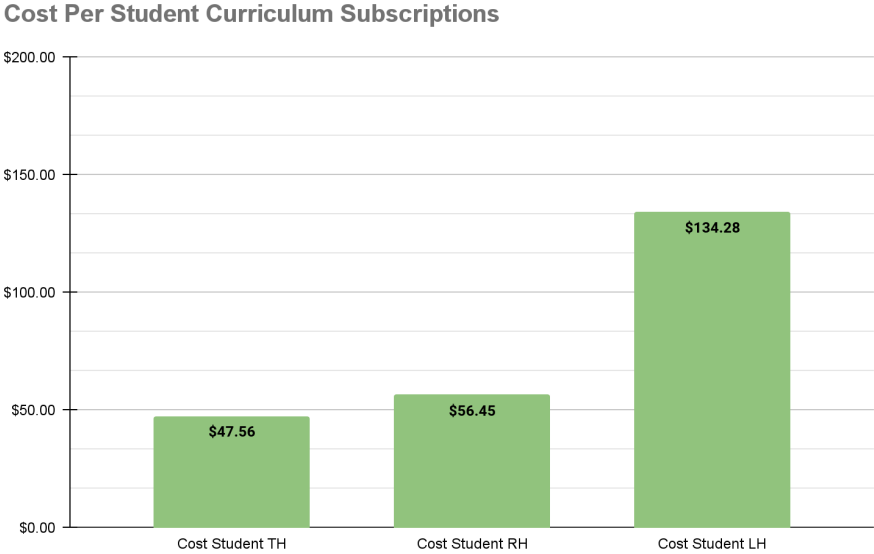
These software packages, even if acquired through different departments like Mathematics, Science, or Language Arts, all have significant technology components and are especially important, given our one-to-one personal learning device program, which extends throughout the District.

CORE CURRICULUM SOFTWARE	Description		23-24	23-23	TH	RH	LH	Dist
Carnegie Learning Math Grades 6-8	Math Curriculum	100%	\$17,714.33	\$0.00	\$0.00	\$0.00	\$44.18	\$0.00
EntreCulturas 1 by Wayside Publishing 6-8	Foreign Language	0%	\$7,294.00	\$7,294.00	\$0.00	\$0.00	\$18.19	\$0.00
Everyday Math ConnectED 4th edition	Math Curriculum	0%	\$0.00	\$0.00	\$0.00	\$0.00	\$0.00	\$0.00
Everyday Speech	EL Curriculum Supports	100%	\$1,344.00	\$0.00	\$0.00	\$0.00	\$0.00	\$1.09
IMPACT Social Studies Grade 3 by McGraw-Hill	Social Science	0%	\$1,455.00	\$1,455.00	\$0.00	\$3.99	\$0.00	\$0.00
IMPACT Social Studies Grade 4 by McGraw-Hill	Social Science	0%	\$1,861.00	\$1,861.00	\$0.00	\$5.10	\$0.00	\$0.00
IMPACT Social Studies Grade 5 by McGraw-Hill	Social Science	0%	\$2,066.00	\$2,066.00	\$0.00	\$5.66	\$0.00	\$0.00
iScience Earth & Space by McGraw-Hill	Science Materials	0%	\$5,000.00	\$5,000.00	\$0.00	\$0.00	\$12.47	\$0.00
iScience Life by McGraw-Hill	Science Materials	0%	\$5,000.00	\$5,000.00	\$0.00	\$0.00	\$12.47	\$0.00
iScience Physical by McGraw-Hill	Science Curriculum	0%	\$5,425.00	\$5,425.00	\$0.00	\$0.00	\$13.53	\$0.00
Math Course 1-3 Glencoe 6-8 by McGraw-Hill	Math Curriculum	0%	\$0.00	\$7,300.00	\$0.00	\$0.00	\$0.00	\$0.00
MyMath Grades 3-5 McGraw Hill	Math Curriculum	0%	\$8,700.00	\$8,700.00	\$0.00	\$23.84	\$0.00	\$0.00
MyMath Grades K-2 McGraw Hill	Math Curriculum	0%	\$8,700.00	\$8,700.00	\$20.91	\$0.00	\$0.00	\$0.00
Mystery Science RH	Science Curriculum	0%	\$4,500.00	\$4,500.00	\$0.00	\$12.33	\$0.00	\$0.00
Mystery Science TH	Science Curriculum	0%	\$4,500.00	\$4,500.00	\$10.82	\$0.00	\$0.00	\$0.00
My World Grade K by McGraw-Hill	Social Science	0%	\$1,333.00	\$1,333.00	\$3.20	\$0.00	\$0.00	\$0.00
My World Grade 1 by McGraw-Hill	Social Science	0%	\$1,560.00	\$1,560.00	\$3.75	\$0.00	\$0.00	\$0.00
My World Grade 2 by McGraw-Hill	Social Science	0%	\$1,385.00	\$1,385.00	\$3.33	\$0.00	\$0.00	\$0.00
Number Worlds by McGraw-Hill	Math Curriculum	0%	\$0.00	\$0.00	\$0.00	\$0.00	\$0.00	\$0.00
Pearson Easy Bridge for Realize	ELA Curriculum	0%	\$0.00	\$0.00	\$0.00	\$0.00	\$0.00	\$0.00
PLTW (Project Lead The Way)	STEM Curriculum	0%	\$2,850.00	\$2,850.00	\$0.00	\$0.00	\$0.00	\$2.30
Quaver Ed	Music Curriculum	0%	\$2,500.00	\$2,500.00	\$0.00	\$0.00	\$6.23	\$0.00
Realidades via Realize	Foreign Language	0%	\$0.00	\$0.00	\$0.00	\$0.00	\$0.00	\$0.00
Spark PE/Health	Physical fitness & state reporting	0%	\$2,667.00	\$2,667.00	\$0.00	\$0.00	\$0.00	\$2.15
Voices and Perspectives Grade 6 by McGraw-Hill	ELA Curriculum	0%	\$2,290.00	\$2,290.00	\$0.00	\$0.00	\$5.71	\$0.00
Voices and Perspectives Grade 7 by McGraw-Hill	ELA Curriculum	0%	\$2,900.00	\$2,900.00	\$0.00	\$0.00	\$7.23	\$0.00
Voices and Perspectives Grade 8 by McGraw-Hill	ELA Curriculum	0%	\$3,000.00	\$3,000.00	\$0.00	\$0.00	\$7.48	\$0.00
Voces (Spanish Novice)	Foreign Language	0%	\$499.00	\$499.00	\$0.00	\$0.00	\$1.24	\$0.00
<b>SUBTOTAL</b>			\$116,179.25	\$104,420.92	\$42.01	\$50.91	\$128.73	\$23.02

This graph provides information about the number of core curriculum software packages in relation to their use within our core curriculum categories.



This graph is a breakdown of overall costs per student within each building in relation to the number of licenses or packages that are being used.



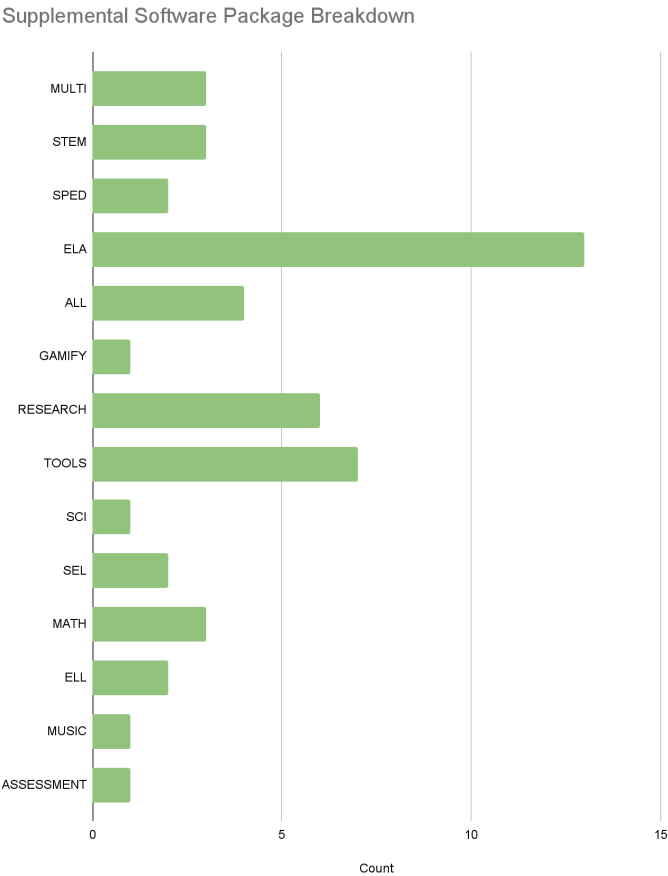
## Supplemental Software:

These software packages are used by teachers and students to reinforce concepts, enhance skills, or cover specific skill areas which our current curriculum may lack. Some titles listed here may also target supplemental resources to specific student populations, such as Special Education or English Language Learners (EL), or used for intervention purposes.

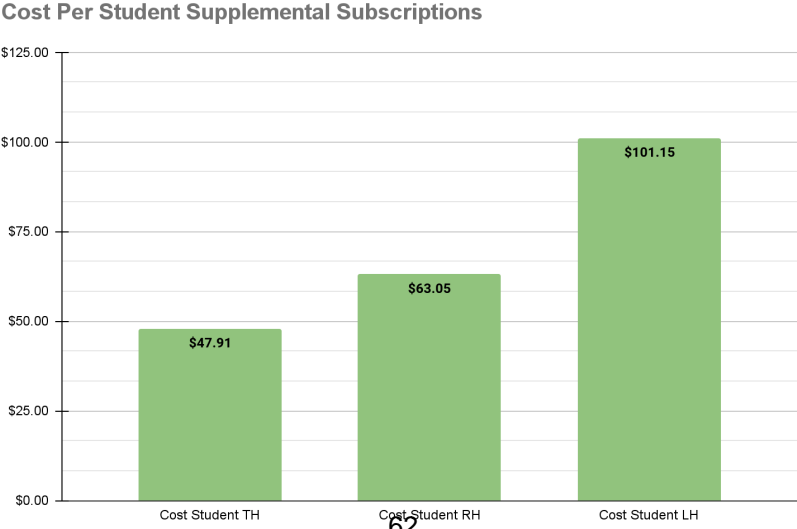
SUPPLEMENTAL SOFTWARE	DESCRIPTION		23-24	22-23	TH	RH	LH	DIST
Actively Learn Achieve 3000	Differentiated and targeted online Interactive reading lesson tools	15.0%	\$6,800.00	\$5,780.00	\$0.00	\$0.00	\$16.96	\$0.00
AutoDesk	Drafting Tools For Project Lead The Way	0%	\$0.00	\$0.00	\$0.00	\$0.00	\$0.00	\$0.00
BoardMaker Online	Speech Language Tool	0%	\$0.00	\$0.00	\$0.00	\$0.00	\$0.00	\$0.00
Book Creator	Student Create Tool	100.0%	\$250.00	\$0.00	\$0.00	\$0.00	\$0.00	\$0.20
Bookflix	ELA Reading Immersion Software	1.9%	\$1,195.00	\$1,172.00	\$0.00	\$0.00	\$0.00	\$0.97
BrainPop.	Short animated videos quizzes & content	7.1%	\$7,000.00	\$6,500.00	\$0.00	\$0.00	\$0.00	\$5.65
BrainPop. Jr. Español Français	Short animated videos quizzes & content	0.3%	\$2,000.00	\$1,995.00	\$0.00	\$0.00	\$0.00	\$1.62
Breakout EDU	Interactive slideshows / Videos / Quiz and Software	0.0%	\$99.00	\$99.00	\$0.24	\$0.00	\$0.00	\$0.00
Britannica Encyclopedia	Online encyclopedia	11.3%	\$750.00	\$665.00	\$0.00	\$0.00	\$0.00	\$0.61
Culturegrams by ProQuest	Reports on geographical locations around the world	6.1%	\$1,308.00	\$1,227.60	\$3.14	\$0.00	\$0.00	\$0.00
EdPuzzle	Purchased for use in 1st grade classrooms. 120 users	0%	\$0.00	\$0.00	\$0.00	\$0.00	\$0.00	\$0.00
Facts4Me	Online reference tool for primary readers of English	-200.0%	\$100.00	\$300.00	\$0.00	\$0.00	\$0.00	\$0.08
Flipgrid	Current events & other subjects set to music	0%	\$0.00	\$0.00	\$0.00	\$0.00	\$0.00	\$0.00
Flocabulary	Library of songs, videos and activities for K-12 online learning.	16.7%	\$3,360.00	\$2,800.00	\$0.00	\$9.21	\$0.00	\$0.00
Gim Kit	Interactive slideshows / Videos / Quiz and Software	0%	\$0.00	\$0.00	\$0.00	\$0.00	\$0.00	\$0.00
Gizmos Teaching and Learning	Animated illustrations/ videos	-42.4%	\$2,070.00	\$2,947.50	\$0.00	\$0.00	\$5.16	\$0.00
GoNoodle	Catalog of Videos Practicing Mindfulness and Active Learning	0%	\$0.00	\$0.00	\$0.00	\$0.00	\$0.00	\$0.00
IXL ELA GR 6-8	Subscription-based learning site for K-12 Math and ELA Practice	8.6%	\$8,137.67	\$7,438.00	\$0.00	\$0.00	\$20.29	\$0.00
IXL Math & ELA GR 6-8 (+25 Stu)	Subscription-based learning site for K-12 Math and ELA Practice	-121.8%	\$287.67	\$638.00	\$0.00	\$0.00	\$0.72	\$0.00
IXL RH Math & ELA GR 2-5	Subscription-based learning site for K-12 Math and ELA Practice	-48.2%	\$4,250.00	\$6,300.00	\$0.00	\$11.64	\$0.00	\$0.00
Jolly Phonics	English literacy Software that teaches how to read and write using phonics	100.0%	\$300.00	\$0.00	\$0.72	\$0.00	\$0.00	\$0.00
Kahoot	Interactive slideshows / Videos / Quiz and Software	0%	\$0.00	\$0.00	\$0.00	\$0.00	\$0.00	\$0.00

Khan Academy/ Kids	Free Video resources about math Science physics chemistry history etc.	0%	\$0.00	\$0.00	\$0.00	\$0.00	\$0.00	\$0.00
Language Live	ELA Curriculum	100.0%	\$3,724.60	\$0.00	\$0.00	\$0.00	\$9.29	\$0.00
Learning A-Z - Raz Plus	Emerging literacy	9.8%	\$6,318.00	\$5,700.00	\$0.00	\$0.00	\$0.00	\$5.10
Learning A-Z - Raz Plus ELL	Emerging literacy	35.2%	\$420.00	\$272.00	\$0.00	\$0.00	\$0.00	\$0.34
Learning A-Z - Raz-Kids	Emerging literacy	0%	\$0.00	\$0.00	\$0.00	\$0.00	\$0.00	\$0.00
Learning A-Z - Reading A-Z	Emerging literacy	0%	\$0.00	\$0.00	\$0.00	\$0.00	\$0.00	\$0.00
Learning A-Z - Vocab A-Z	Emerging literacy	18.8%	\$2,808.00	\$2,280.00	\$0.00	\$0.00	\$0.00	\$2.27
Lego Mindstorms NXT Robotics	Robotic Coding Tools For STEM Projects	0%	\$0.00	\$0.00	\$0.00	\$0.00	\$0.00	\$0.00
LessonPix	Special Education Software - Graphic/ Boardmaker	2.4%	\$295.00	\$288.00	\$0.00	\$0.00	\$0.00	\$0.24
MyNGConnect by Cengage Inside	Research database with varied levels and supports	0%	\$0.00	\$1,125.93	\$0.00	\$0.00	\$0.00	\$0.00
Nearpod	Interactive slideshows / Videos / Quiz and Software Teacher/Student Led	3.0%	\$9,275.00	\$9,000.00	\$0.00	\$0.00	\$0.00	\$7.49
Neptune Navigate	Digital Citizenship	0.0%	\$1,750.00	\$1,750.00	\$0.00	\$0.00	\$0.00	\$1.41
NewsELA	Differentiated and targeted online Interactive reading lesson tools	9.1%	\$10,560.00	\$9,600.00	\$0.00	\$0.00	\$0.00	\$8.53
Novel Effect	Learning Center App Todd Hall	-28.2%	\$39.00	\$50.00	\$0.09	\$0.00	\$0.00	\$0.00
Pebble Go! by Capstone	Online reference for biographies & animals added science & ss in 2018-19	25.0%	\$1,200.00	\$900.00	\$2.88	\$0.00	\$0.00	\$0.00
Quizlet - Flashcards & Study Tools	Interactive slideshows / Videos / Quiz and Software	0%	\$0.00	\$0.00	\$0.00	\$0.00	\$0.00	\$0.00
Reading Eggs by Edmentum	Emerging literacy	0.0%	\$720.00	\$720.00	\$1.73	\$0.00	\$0.00	\$0.00
Rosetta Stone	ELL Software for targeted needs	29.2%	\$3,250.00	\$2,300.00	\$0.00	\$0.00	\$0.00	\$2.63
Scholastic - Storyworks Jr.	Emerging literacy	0%	\$0.00	\$0.00	\$0.00	\$0.00	\$0.00	\$0.00
Second Step	SEL Curriculum	0.0%	\$4,574.67	\$4,574.67	\$0.00	\$0.00	\$0.00	\$3.70
Sibelius from Academic Superstore	Music Dept. Only	0%	\$0.00	\$0.00	\$0.00	\$0.00	\$0.00	\$0.00
Solo: Co-Writer & ?	Special Education Software	0%	\$0.00	\$0.00	\$0.00	\$0.00	\$0.00	\$0.00
SWIS by PBIS Apps	All 3 Schools	0%	\$0.00	\$0.00	\$0.00	\$0.00	\$0.00	\$0.00
Typing Club	Keyboarding and typing Training	100.0%	\$1,000.00	\$0.00	\$0.00	\$2.74	\$0.00	\$0.00
Vex ROBOTC	Robotic Coding Tools For PLTW Courses	0%	\$0.00	\$0.00	\$0.00	\$0.00	\$0.00	\$0.00
XtraMath Premium	Targeted Instruction to help improve their math fact fluency	0.0%	\$500.00	\$500.00	\$0.00	\$1.37	\$0.00	\$0.00
Writable, Inc	Differentiated and targeted online Interactive reading lesson tools	100.0%	\$3,168.00	\$0.00	\$0.00	\$0.00	\$7.90	\$0.00
Zaner-Bloser	Handwriting Curriculum	0%	\$0.00	\$0.00	\$0.00	\$0.00	\$0.00	\$0.00
<b>SUBTOTAL</b>			<b>\$87,509.61</b>	<b>\$76,922.70</b>	<b>\$8.81</b>	<b>\$24.96</b>	<b>\$60.32</b>	<b>\$40.83</b>

This graph provides information about the number of Supplemental Software packages in relation to their use within various curriculum categories.



This graph is a breakdown of overall costs per student within each building in relation to the number of licenses or packages that are being used.



**Assessment Tools:**

These software packages are used by the District to gather information on student growth and achievement as well as mandated packages, required by the Illinois State Board of education, to pull student data on Mathematics, Science, and Language Arts performance.

ASSESSMENT SOFTWARE	DESCRIPTION		23-24	22-23	TH	RH	LH	DIST
Fastbridge	Assessment. testing activities foundational skills. grammar	100.0%	\$7,080.00	\$0.00	\$0.00	\$0.00	\$0.00	\$5.72
FitnessGram by Human Kinetics	Physical fitness & state reporting	25.3%	\$399.00	\$298.00	\$0.00	\$0.00	\$0.00	\$0.32
ISBE ISA TESTING PLATFORM	Assessment Software for SCIENCE	0%	\$0.00	\$0.00	\$0.00	\$0.00	\$0.00	\$0.00
MAP by NWEA	Assessment Software to testing activities foundational skills. ELA and MATH	-3.4%	\$15,164.10	\$15,687.00	\$0.00	\$0.00	\$0.00	\$12.25
Pearson Access Next for PARCC	Assessment Software for ELA and MATH	0%	\$0.00	\$0.00	\$0.00	\$0.00	\$0.00	\$0.00
<b>SUBTOTAL</b>			<b>\$26,843.10</b>	<b>\$19,500.89</b>	<b>\$0.00</b>	<b>\$0.00</b>	<b>\$0.00</b>	<b>\$18.29</b>

**Overall Per Student Costs for fees.**

These software packages average out to a single cost for all students throughout the District of \$18.29.

## Technology Operations:

This category covers software purchased for the operational needs of the school and District as well as individual purchases solely related to the upkeep and operation of the technology systems, as well as software used by all students and faculty.

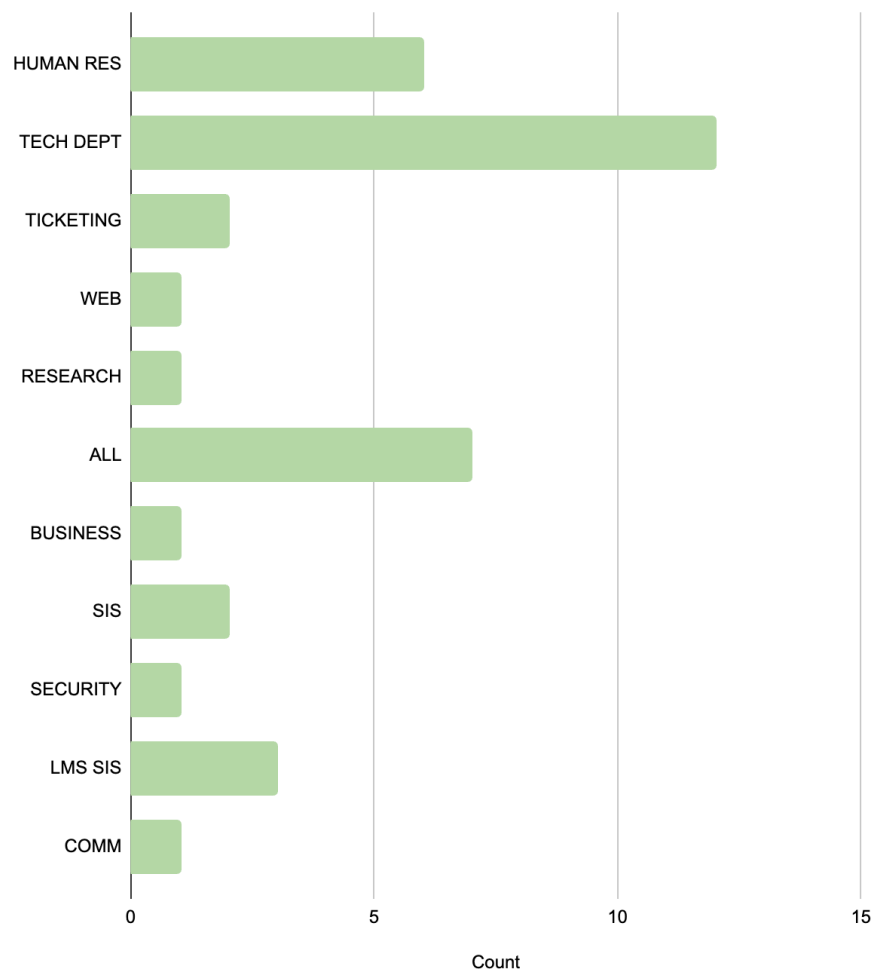
TECH DEPARTMENT PURCHASES	DESCRIPTION		23-24	22-23	TH	RH	LH	DIST
Adobe Suite Software	PDF and Graphic Design software	.0%	\$350.00	\$350.00	\$0.00	\$0.00	\$0.00	\$3.43
Aesop by Frontline Absence Management	District absence management	11.0%	\$4,247.50	\$3,781.77	\$0.00	\$0.00	\$0.00	\$3.43
Aesop by Frontline Applicant Tracking	District application software	36.7%	\$1,782.21	\$1,127.47	\$0.00	\$0.00	\$0.00	\$1.44
Apple School Manager	District App and Purchasing for IOS	0%	\$0.00	\$0.00	\$0.00	\$0.00	\$0.00	\$0.00
Brightly /SchoolDude Maint	District Maintenance Record and Ticketing System	-7.3%	\$8,594.00	\$9,220.49	\$0.00	\$0.00	\$0.00	\$6.94
Carbon Copy Cloner from Bombich	Server backup software	-55.2%	\$29.00	\$45.00	\$0.00	\$0.00	\$0.00	\$0.02
Classlink	Auto Rostering and Launchpad Software	0.0%	\$17,000.00	\$17,000.00	\$0.00	\$0.00	\$0.00	\$13.73
File Maker License - CLARIS	Data Base for Tech inventory records	0%	\$0.00	\$0.00	\$0.00	\$0.00	\$0.00	\$0.00
File Maker Maintenance <a href="http://FILEMAKER.COM">FILEMAKER.COM</a>	Data Base for Tech inventory records	0%	\$0.00	\$72.00	\$0.00	\$0.00	\$0.00	\$0.00
Final Site/BlackBoard	Software to run school website	6.9%	\$2,229.00	\$2,075.00	\$0.00	\$0.00	\$0.00	\$1.80
Follett/Destiny	Online library catalog for all schools	4.2%	\$4,600.00	\$4,408.00	\$0.00	\$0.00	\$0.00	\$3.72
Gaggle Archiving	Archiving of staff emails	-7.6%	\$3,505.00	\$3,770.00	\$0.00	\$0.00	\$0.00	\$2.83
Genuity	District Technology Ticketing System	-659.9%	\$329.00	\$2,500.00	\$0.00	\$0.00	\$0.00	\$0.27
Go Daddy	Certificates for Servers	100.0%	\$4,222.00	\$3,515.89	\$0.00	\$0.00	\$0.00	\$0.82
Go Formative	Certificates for Servers	16.3%	\$1,012.00	\$0.00	\$0.00	\$11.51	\$0.00	\$0.00
Google- GAFE	District Software for all users	0%	\$0.00	\$0.00	\$0.00	\$0.00	\$0.00	\$0.00
Imagetec Printer Lease	District Printer Lease for 13 multifunction printers	-9.9%	\$50,080.00	\$55,040.64	\$0.00	\$0.00	\$0.00	\$0.00
Infinitec	Site for annual district required tests	0%	\$0.00	\$0.00	\$0.00	\$0.00	\$0.00	\$0.00
iVisions	District Financial Software	0%	\$0.00	\$0.00	\$0.00	\$0.00	\$0.00	\$0.00
JAMF Suite	Mobile device management system	29.1%	\$13,509.00	\$9,583.00	\$0.00	\$0.00	\$0.00	\$10.91
JotForm for New Employees	District Only - Online network enrollment for new employees	0%	\$0.00	\$234.00	\$0.00	\$0.00	\$0.00	\$0.00
Lincolnwood Public Library	Generic Accounts created from powerschool data	0%	\$0.00	\$0.00	\$0.00	\$0.00	\$0.00	\$0.00
MealViewer Digital Suite	Lunch system to post school lunch menus	2.0%	\$1,470.00	\$1,440.00	\$0.00	\$0.00	\$0.00	\$1.19
Meraki Licensing	District Wireless Access Point Management	0%	\$0.00	\$0.00	\$0.00	\$0.00	\$0.00	\$0.00
Microsoft Office 16	Specific District Only	0%	\$0.00	\$0.00	\$0.00	\$0.00	\$0.00	\$0.00
PowerSchool Maintenance and Support	Student information system	-22.8%	\$8,102.00	\$9,948.00	\$0.00	\$0.00	\$0.00	\$6.54
PowerSchool Registration	School registration	6.5%	\$11,563.00	\$10,807.26	\$0.00	\$0.00	\$0.00	\$9.34
Raptor	Visitor identification/tracking	0.0%	\$3,125.00	\$3,125.00	\$0.00	\$0.00	\$0.00	\$2.52
Schoology Enterprise	Learning management system For Lincoln Hall	6.9%	\$4,875.00	\$4,539.93	\$0.00	\$0.00	\$12.16	\$0.00
Seesaw	Learning management system - Todd Hall	23.1%	\$3,120.00	\$2,400.00	\$7.50	\$0.00	\$0.00	\$0.00



SignUp Genius	Sign ups for conferences screenings & other events	0.0%	\$485.00	\$485.00	\$0.00	\$0.00	\$0.00	\$0.39
SMORE	District Electronic Newsletter - Online system	100.0%	\$180.00	\$0.00	\$0.00	\$0.00	\$0.00	\$0.15
Swift K12 Messaging	Mass Messaging System	21.3%	\$1,605.00	\$1,263.75	\$0.00	\$0.00	\$0.00	\$1.30
Total K 12/POS+ Lunch System	Lunch system in all buildings	0%	\$0.00	\$2,200.00	\$0.00	\$0.00	\$0.00	\$0.00
Tracers	Public records searching for Residency Check	16.7%	\$1,200.00	\$1,000.00	\$0.00	\$0.00	\$0.00	\$0.97
Veeam Support Maintenance Renewal	District VM backup software	0%	\$0.00	\$4,704.00	\$0.00	\$0.00	\$0.00	\$0.00
Vimeo WRH WLH	Video hosting For TV Broadcast	0.0%	\$84.00	\$84.00	\$0.00	\$0.00	\$0.00	\$0.07
VMware -3 year costs. Needs to look up	District Server Hosting software	25.0%	\$800.00	\$600.00	\$0.00	\$0.00	\$0.00	\$0.65
Zoom	Math & reading intervention	0.0%	\$300.00	\$300.00	\$0.00	\$0.00	\$0.00	\$0.24
<b>SUBTOTAL</b>			<b>\$144,175.71</b>	<b>\$152,104.31</b>	<b>\$7.50</b>	<b>\$0.00</b>	<b>\$12.16</b>	<b>\$69.27</b>

The following chart in this report provides detailed information for software packages within specific categories.

### Tech Department Breakdown



## Depreciated Software And Packages

While it may appear that software costs have increased over the years, it is crucial to consider economic factors contributing to these changes. Behind each software service we subscribe to are personnel, equipment, infrastructures and services that incur costs. In an effort to optimize our software expenses, the District has undertaken several measures:

- **Removal of Unused Software:** Products that are no longer in use have been phased out or removed. This has been discussed and approved in collaboration with the finance committee.
- **Cost Reduction Strategies:** The team has implemented cost reduction strategies, such as renegotiating database contracts for more favorable terms and using databases only during school hours to avoid unnecessary expenses.
- **Product Substitution:** The discontinuation of certain software products, favoring more cost-effective alternatives.

CORE CURRICULUM SOFTWARE	CURRICULUM		23-24	22-23	TH	RH	LH	DIST
ALEKS Embedded Math	Math Software	0%	\$0.00	\$0.00	\$0.00	\$0.00	\$0.00	\$0.00
ALEKS Tutorial Program	Math Software	0.0%	\$300.00	\$300.00	\$0.00	\$0.00	\$0.75	\$0.00
Mastery Connect Math by McGraw-Hill	Math Curriculum	0%	\$0.00	\$0.00	\$0.00	\$0.00	\$0.00	\$0.00
Prentice Hall Anthology - LH	ELA Curriculum	0.0%	\$156.00	\$156.00	\$0.00	\$0.00	\$0.39	\$0.00
Ready Gen 2016 - Savvas - LH	ELA Curriculum	0%	\$0.00	\$0.00	\$0.00	\$0.00	\$0.00	\$0.00
Ready Gen 2016 - Savvas - RH	ELA Curriculum	0.0%	\$2,954.00	\$2,954.00	\$0.00	\$8.09	\$0.00	\$0.00
Ready Gen 2016 - Savvas - TH	ELA Curriculum	0.0%	\$2,954.00	\$2,954.00	\$7.10	\$0.00	\$0.00	\$0.00
Second Step SEL Curriculum	District	0.0%	\$4,447.00	\$4,447.00	\$10.69	\$0.00	\$0.00	\$0.00
SUBTOTAL			\$10,811.00	\$10,811.00	\$91.77	\$69.27	\$105.74	\$103.53
SUPPLEMENTAL SOFTWARE								
Classkick Pro	Software to visually see iPad screens.	13.3%	\$150.00	\$130.00	\$0.00	\$0.00	\$0.37	\$0.00
Discovery Education Streaming	Primarily educational video/graphic content	0%	\$0.00	\$6,975.00	\$0.00	\$0.00	\$0.00	\$0.00
EdHelper	Free resource of teach tools and worksheets	0%	\$0.00	\$0.00	\$0.00	\$0.00	\$0.00	\$0.00
Gale High School Level by Cengage	Research database	0%	\$0.00	\$0.00	\$0.00	\$0.00	\$0.00	\$0.00
Gale Middle School Research	Research database	13.0%	\$1,455.00	\$1,266.43	\$0.00	\$0.00	\$3.63	\$0.00
Go Animate!	Animated illustrations/ videos	0%	\$0.00	\$0.00	\$0.00	\$0.00	\$0.00	\$0.00
Kid Pix 3D	Graphics and Comic Creative Tools	0%	\$0.00	\$0.00	\$0.00	\$0.00	\$0.00	\$0.00
ModMath	K-8 Math Software for iPad	0%	\$0.00	\$0.00	\$0.00	\$0.00	\$0.00	\$0.00
NetTrekker by Knovation	Research database with varied levels and supports	0%	\$0.00	\$0.00	\$0.00	\$0.00	\$0.00	\$0.00
Notebook v14 by SMART 10 lic	Runs SMART Notebook lessons on any interactive board/projector system	0%	\$0.00	\$4,585.92	\$0.00	\$0.00	\$0.00	\$0.00
Pandora Plus Music	Lincoln Hall PE	0%	\$0.00	\$0.00	\$0.00	\$0.00	\$0.00	\$0.00

Padlett Pro	Interactive slideshows/videos DIGITAL BOARD - FLIPGRID	0%	\$0.00	\$0.00	\$0.00	\$0.00	\$0.00	\$0.00
PearDeck	Interactive slideshows/videos	0%	\$0.00	\$0.00	\$0.00	\$0.00	\$0.00	\$0.00
Quia	Interactive slideshows / Videos / Quiz and Software	0%	\$0.00	\$0.00	\$0.00	\$0.00	\$0.00	\$0.00
Quiz	Interactive slideshows / Videos / Quiz and Software	0%	\$0.00	\$0.00	\$0.00	\$0.00	\$0.00	\$0.00
Speakaboos	Emerging literacy	0%	\$0.00	\$0.00	\$0.00	\$0.00	\$0.00	\$0.00
Spotify Premium	Todd Hall PE	0%	\$0.00	\$80.00	\$0.00	\$0.00	\$0.00	\$0.00
Typing Training by Custom Solutions	Keyboarding and typing Training	0%	\$0.00	\$552.00	\$0.00	\$0.00	\$0.00	\$0.00
Varsity Tutors	Math & reading intervention Service	0%	\$0.00	\$36,000.00	\$0.00	\$0.00	\$0.00	\$0.00
SUBTOTAL			\$1,605.00	\$49,589.35	\$193.82	\$146.62	\$204.46	\$173.69
ASSESSMENT SOFTWARE								
Compass	Reports on geographical locations around the world	0%	\$0.00	\$0.00	\$0.00	\$0.00	\$0.00	\$0.00
Panorama	Assessment Software for SEL	0%	\$0.00	\$0.00	\$0.00	\$0.00	\$0.00	\$0.00
SUBTOTAL			\$0.00	\$0.00	\$109.56	\$77.36	\$110.88	\$103.53
TECH DEPARTMENT PURCHASES								
Air Server 5 - OUT OF DATE	Apple TV Like Software	0%	\$0.00	\$0.00	\$0.00	\$0.00	\$0.00	\$0.00
Clear Batch Thompson Reuters	Public records searching for Residency Check	0%	\$0.00	\$0.00	\$0.00	\$0.00	\$0.00	\$0.00
Express Invoice Plus	Invoice Software	0%	\$0.00	\$163.00	\$0.00	\$0.00	\$0.00	\$0.00
JotForm for Photo submissions	District Only - Online Forms.	0%	\$0.00	\$0.00	\$0.00	\$0.00	\$0.00	\$0.00
JotForm for PTA	District Only - Online Forms.	0%	\$0.00	\$0.00	\$0.00	\$0.00	\$0.00	\$0.00
QuickBooks Pro 2016 -DO NOT USE ANYMORE	Past Business Office purchase	0%	\$0.00	\$0.00	\$0.00	\$0.00	\$0.00	\$0.00
Reflector from Squirrels -DO NOT USE ANYMORE	Apple TV Like Software	0%	\$0.00	\$0.00	\$0.00	\$0.00	\$0.00	\$0.00
Reflector2 from Squirrels-DO NOT USE ANYMORE	Apple TV Like Software	0%	\$0.00	\$0.00	\$0.00	\$0.00	\$0.00	\$0.00
ScreenFlow by Telesolutions - NOT SURE	Apple TV Like Software	0%	\$0.00	\$0.00	\$0.00	\$0.00	\$0.00	\$0.00
Skedda Bookings	Tech reservation software	0%	\$0.00	\$0.00	\$0.00	\$0.00	\$0.00	\$0.00
Skype-DO NOT USE ANYMORE	District Account	0%	\$0.00	\$0.00	\$0.00	\$0.00	\$0.00	\$0.00
SonicWall: NSA Gateway Suite	District - Back up Firewall subscription	0%	\$0.00	\$0.00	\$0.00	\$0.00	\$0.00	\$0.00
Symantec	EndPoint Virus Protection	0%	\$0.00	\$0.00	\$0.00	\$0.00	\$0.00	\$0.00
Vimeo District: video@sd74.org	Video hosting For LWTV	0%	\$0.00	\$0.00	\$0.00	\$0.00	\$0.00	\$0.00
Vimeo WLH: wlh@sd74.org	Video hosting For LWTV	0%	\$0.00	\$0.00	\$0.00	\$0.00	\$0.00	\$0.00
SUBTOTAL			\$0.00	\$9,383.49	\$303.38	\$223.98	\$318.96	\$277.22

## Inventory of iOS Applications

This section of the report provides an overview of the iOS applications that are currently being used within our School District. These are differentiated from our paid subscriptions, as iOS apps are typically one-time purchases. The information listed outlines the software titles, application costs, licenses purchased, and at which building these applications are most widely used.

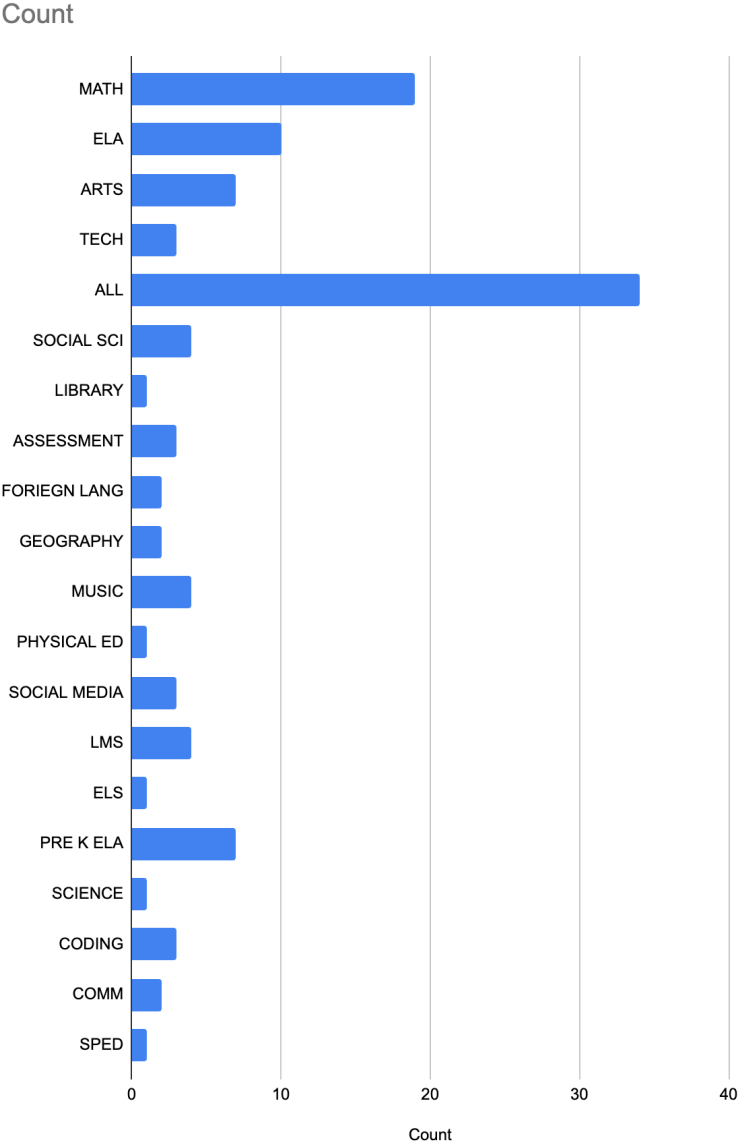
APPS FOR IPADS ON JAMF	23-24	22-23	LIC	TH	RH	LH	DIST
123 Numbers - Count & Tracing	\$0.00	\$0.00	25	\$0.00	\$0.00	\$0.00	\$0.00
ABC Kids - Tracing & Phonics	\$0.00	\$0.00	45	\$0.00	\$0.00	\$0.00	\$0.00
ABCya Games	\$0.00	\$0.00	289	\$0.00	\$0.00	\$0.00	\$0.00
Adobe Spark Video	\$0.00	\$0.00	197	\$0.00	\$0.00	\$0.00	\$0.00
Alien Buddies – Preschool Fun	\$2.99	\$119.60	40	\$0.29	\$0.00	\$0.00	\$0.00
Animal Typing - Lite	\$0.00	\$0.00	230	\$0.00	\$0.00	\$0.00	\$0.00
AT&T Enhanced PTT/ FirstNet RR	\$0.00	\$0.00	4	\$0.00	\$0.00	\$0.00	\$0.00
Boddle	\$0.00	\$0.00	518	\$0.00	\$0.00	\$0.00	\$0.00
BrainPOP Jr.	\$0.00	\$0.00	388	\$0.00	\$0.00	\$0.00	\$0.00
Canvas Student	\$0.00	\$0.00	364	\$0.00	\$0.00	\$0.00	\$0.00
Cast Your Vote	\$0.00	\$0.00	50	\$0.00	\$0.00	\$0.00	\$0.00
ChatterPix Kids	\$0.00	\$0.00	180	\$0.00	\$0.00	\$0.00	\$0.00
Classcraft	\$0.00	\$0.00	28	\$0.00	\$0.00	\$0.00	\$0.00
Classkick	\$0.00	\$0.00	456	\$0.00	\$0.00	\$0.00	\$0.00
ClassLink LaunchPad	\$0.00	\$0.00	1462	\$0.00	\$0.00	\$0.00	\$0.00
Classroom	\$0.00	\$0.00	107	\$0.00	\$0.00	\$0.00	\$0.00
Clips	\$0.00	\$0.00	408	\$0.00	\$0.00	\$0.00	\$0.00
Court Quest	\$0.00	\$0.00	250	\$0.00	\$0.00	\$0.00	\$0.00
Desmos Graphing Calculator	\$0.00	\$0.00	224	\$0.00	\$0.00	\$0.00	\$0.00
Destiny Discover	\$0.00	\$0.00	506	\$0.00	\$0.00	\$0.00	\$0.00
Dictionary.com for iPad	\$0.00	\$0.00	298	\$0.00	\$0.00	\$0.00	\$0.00
Don't Let Pigeon Run This App!	\$5.99	\$119.80	20	\$0.00	\$0.33	\$0.00	\$0.00
Drawing Pad	\$5.99	\$3,000.99	501	\$0.00	\$0.00	\$0.00	\$2.42
DRC INSIGHT	\$0.00	\$0.00	500	\$0.00	\$0.00	\$0.00	\$0.00
Duolingo - Language Lessons	\$0.00	\$0.00	61	\$0.00	\$0.00	\$0.00	\$0.00
EarthViewer	\$0.00	\$0.00	643	\$0.00	\$0.00	\$0.00	\$0.00
Easy Xylophone	\$0.00	\$0.00	1200	\$0.00	\$0.00	\$0.00	\$0.00
Edpuzzle	\$0.00	\$0.00	507	\$0.00	\$0.00	\$0.00	\$0.00
Epic - Kids' Books & Reading	\$0.00	\$0.00	1523	\$0.00	\$0.00	\$0.00	\$0.00
Evernote - Notes Organizer	\$0.00	\$0.00	689	\$0.00	\$0.00	\$0.00	\$0.00
Fitbit: Health & Fitness	\$0.00	\$0.00	5	\$0.00	\$0.00	\$0.00	\$0.00
Flashcards by NKO: Flash Cards	\$0.00	\$0.00	514	\$0.00	\$0.00	\$0.00	\$0.00

Flip Makes Learning Engaging	\$0.00	\$0.00	1211	\$0.00	\$0.00	\$0.00	\$0.00
Freckle by Renaissance	\$0.00	\$0.00	757	\$0.00	\$0.00	\$0.00	\$0.00
GarageBand	\$0.00	\$0.00	532	\$0.00	\$0.00	\$0.00	\$0.00
GeoGuessr	\$0.00	\$0.00	200	\$0.00	\$0.00	\$0.00	\$0.00
Gmail - Email by Google	\$0.00	\$0.00	207	\$0.00	\$0.00	\$0.00	\$0.00
GoodReader PDF Editor & Viewer	\$5.99	\$1,497.50	250	\$0.00	\$0.00	\$3.73	\$0.00
Google Calendar: Get Organized	\$0.00	\$0.00	557	\$0.00	\$0.00	\$0.00	\$0.00
Google Classroom	\$0.00	\$0.00	1005	\$0.00	\$0.00	\$0.00	\$0.00
Google Docs: Sync, Edit, Share	\$0.00	\$0.00	975	\$0.00	\$0.00	\$0.00	\$0.00
Google Drive	\$0.00	\$0.00	1164	\$0.00	\$0.00	\$0.00	\$0.00
Google Earth	\$0.00	\$0.00	1012	\$0.00	\$0.00	\$0.00	\$0.00
Google Keep - Notes and lists	\$0.00	\$0.00	1119	\$0.00	\$0.00	\$0.00	\$0.00
Google Sheets	\$0.00	\$0.00	964	\$0.00	\$0.00	\$0.00	\$0.00
Google Slides	\$0.00	\$0.00	764	\$0.00	\$0.00	\$0.00	\$0.00
Google Translate	\$0.00	\$0.00	863	\$0.00	\$0.00	\$0.00	\$0.00
Green Screen by Do Ink	\$4.99	\$54.89	11	\$0.00	\$0.00	\$0.14	\$0.00
iMovie	\$0.00	\$0.00	1137	\$0.00	\$0.00	\$0.00	\$0.00
ISBE ISA Secure Exam Browser	\$0.00	\$0.00	300	\$0.00	\$0.00	\$0.00	\$0.00
iWriteWords	\$2.99	\$194.35	65	\$0.47	\$0.00	\$0.00	\$0.00
IXL - Math, English, & More	\$0.00	\$0.00	866	\$0.00	\$0.00	\$0.00	\$0.00
Jamboard	\$0.00	\$0.00	979	\$0.00	\$0.00	\$0.00	\$0.00
Jamf School Student	\$0.00	\$0.00	1200	\$0.00	\$0.00	\$0.00	\$0.00
Jamf Teacher	\$0.00	\$0.00	201	\$0.00	\$0.00	\$0.00	\$0.00
Joy Doodle: Movie Color & Draw	\$0.00	\$0.00	145	\$0.00	\$0.00	\$0.00	\$0.00
Kahoot! Play & Create Quizzes	\$0.00	\$0.00	967	\$0.00	\$0.00	\$0.00	\$0.00
Khan Academy	\$0.00	\$0.00	658	\$0.00	\$0.00	\$0.00	\$0.00
Kids A-Z	\$0.00	\$0.00	1114	\$0.00	\$0.00	\$0.00	\$0.00
Kodable	\$0.00	\$0.00	764	\$0.00	\$0.00	\$0.00	\$0.00
LAMP Words For Life	\$299.99	\$1,199.96	4	\$0.00	\$0.00	\$0.00	\$0.97
McGraw Hill K-12 Portal	\$0.00	\$0.00	427	\$0.00	\$0.00	\$0.00	\$0.00
Microsoft PowerPoint	\$0.00	\$0.00	523	\$0.00	\$0.00	\$0.00	\$0.00
Monkey Math School Sunshine	\$1.99	\$49.75	25	\$0.12	\$0.00	\$0.00	\$0.00
Monkey Preschool Lunchbox	\$1.99	\$91.54	46	\$0.22	\$0.00	\$0.00	\$0.00
Monster Physics®	\$1.99	\$796.00	400	\$1.91	\$0.00	\$0.00	\$0.00
Moose Math - Duck Duck Moose	\$0.00	\$0.00	93	\$0.00	\$0.00	\$0.00	\$0.00
Nearpod	\$0.00	\$0.00	1030	\$0.00	\$0.00	\$0.00	\$0.00
Newsela Student	\$0.00	\$0.00	609	\$0.00	\$0.00	\$0.00	\$0.00
Notability – Note Taking	\$0.00	\$0.00	1032	\$0.00	\$0.00	\$0.00	\$0.00
NWEA Secure Testing	\$0.00	\$0.00	1296	\$0.00	\$0.00	\$0.00	\$0.00

Padlet	\$0.00	\$0.00	590	\$0.00	\$0.00	\$0.00	\$0.00
Pages	\$0.00	\$0.00	577	\$0.00	\$0.00	\$0.00	\$0.00
Pano Tuner Lite	\$0.00	\$0.00	500	\$0.00	\$0.00	\$0.00	\$0.00
PBS KIDS Games	\$0.00	\$0.00	54	\$0.00	\$0.00	\$0.00	\$0.00
Piano Tuner(Home Edition)	\$0.00	\$0.00	490	\$0.00	\$0.00	\$0.00	\$0.00
Pigeon Presents Mo on the Go!	\$3.99	\$159.60	40	\$0.38	\$0.00	\$0.00	\$0.00
PowerSchool Mobile	\$0.00	\$0.00	728	\$0.00	\$0.00	\$0.00	\$0.00
Prodigy Math Game	\$0.00	\$0.00	400	\$0.00	\$0.00	\$0.00	\$0.00
Pro Metronome - Tempo, Beats	\$0.00	\$0.00	668	\$0.00	\$0.00	\$0.00	\$0.00
Quizizz: Play to Learn	\$0.00	\$0.00	508	\$0.00	\$0.00	\$0.00	\$0.00
Quizlet: AI-powered Flashcards	\$0.00	\$0.00	604	\$0.00	\$0.00	\$0.00	\$0.00
Race to Ratify	\$0.00	\$0.00	150	\$0.00	\$0.00	\$0.00	\$0.00
Rosetta Stone: Learn Languages	\$0.00	\$0.00	59	\$0.00	\$0.00	\$0.00	\$0.00
Schoology	\$0.00	\$0.00	557	\$0.00	\$0.00	\$0.00	\$0.00
ScratchJr	\$0.00	\$0.00	994	\$0.00	\$0.00	\$0.00	\$0.00
Seesaw	\$0.00	\$0.00	641	\$0.00	\$0.00	\$0.00	\$0.00
SimpleMind - Mind Mapping	\$0.00	\$0.00	112	\$0.00	\$0.00	\$0.00	\$0.00
Sketchbook®	\$0.00	\$0.00	212	\$0.00	\$0.00	\$0.00	\$0.00
Stack the Countries®	\$2.99	\$592.02	198	\$0.00	\$0.00	\$0.00	\$0.48
Starfall ABCs	\$0.00	\$0.00	454	\$0.00	\$0.00	\$0.00	\$0.00
Starfall Gingerbread	\$0.99	\$39.60	40	\$0.10	\$0.00	\$0.00	\$0.00
Starfall Learn to Read	\$0.00	\$0.00	260	\$0.00	\$0.00	\$0.00	\$0.00
Starfall Numbers	\$4.99	\$99.80	20	\$0.24	\$0.00	\$0.00	\$0.00
Starfall Pumpkin	\$0.99	\$39.60	40	\$0.10	\$0.00	\$0.00	\$0.00
Starfall Snowman	\$0.99	\$19.80	20	\$0.05	\$0.00	\$0.00	\$0.00
Sushi Monster	\$0.00	\$0.00	150	\$0.00	\$0.00	\$0.00	\$0.00
Swapsies Jobs	\$2.99	\$59.80	20	\$0.00	\$0.00	\$0.00	\$0.05
Swapsies Sports	\$2.99	\$59.80	20	\$0.00	\$0.00	\$0.00	\$0.05
SwiftK12	\$0.00	\$0.00	4	\$0.00	\$0.00	\$0.00	\$0.00
Swift Playgrounds	\$0.00	\$0.00	325	\$0.00	\$0.00	\$0.00	\$0.00
Teach Monster: Reading for Fun	\$0.00	\$0.00	498	\$0.00	\$0.00	\$0.00	\$0.00
Teach Monster Number Skills	\$0.00	\$0.00	493	\$0.00	\$0.00	\$0.00	\$0.00
Teach Your Monster to Read	\$8.99	\$4,432.07	493	\$10.65	\$0.00	\$0.00	\$0.00
Toca Band	\$4.99	\$99.80	20	\$0.00	\$0.00	\$0.00	\$0.08
Todo Math	\$0.00	\$0.00	270	\$0.00	\$0.00	\$0.00	\$0.00
TouchChat HD- AAC w/ WordPower	\$299.99	\$2,399.92	8	\$0.00	\$0.00	\$0.00	\$1.94
Tynker: Coding for Kids	\$0.00	\$0.00	643	\$0.00	\$0.00	\$0.00	\$0.00
Win the White House	\$0.00	\$0.00	101	\$0.00	\$0.00	\$0.00	\$0.00
X	\$0.00	\$0.00	100	\$0.00	\$0.00	\$0.00	\$0.00

XtraMath	\$4.99	\$1,237.52	248	\$0.00	\$0.00	\$0.00	\$1.00
Zoom - One Platform to Connect	\$0.00	\$0.00	961	\$0.00	\$0.00	\$0.00	\$0.00
<b>SUBTOTAL</b>		<b>\$16,363.71</b>		<b>\$14.52</b>	<b>\$0.33</b>	<b>\$3.87</b>	<b>\$6.99</b>

The following chart in this report provides a count of the number of IOS application packages in relation to the curriculum areas that each one is currently being used.



It's important to remember that while many of the iOS applications are free, it does not imply that the entire service is also free. For example, the **McGraw Hill K-12 Portal** application is offered at no cost, but we pay an annual licensing fee for access to the educational content provided.

## **New Software Purchases**

As much as the District continues to trim its software and services budget, there are always new tools on the horizon that we need to research and implement to provide the best educational experiences for the students. It is important to ensure that we do not have too much overlap in these services. In an effort to control this, over the past 2 years, our team has collected data from various application packages and discussed its usage compared to the visible outcomes. These conversations involved not only the admin team, but also the curriculum department and teachers who are involved with the day to day usage of some of these products.

The District also revamped the software application process, commonly referred to as SEA (Software, Extension, and Apps). This revised process allows teachers to fill out an online form to request new software, which the Technology Team and Instructional Coaches review. This process now requires a bit more research and includes more stringent questions like:

- What types of logins are required by students and staff?
- What are the privacy ratings given by Common Sense Media?
- Which school populations is this new product serving?
- What content area is it being used for?
- Is this package a new tool and what would it be replacing?
- Is there a curriculum gap or need that this is designed to fill?
- What are the student expectations?
- What are the estimated costs to the District?

These questions have helped raise awareness to the amount of products that the District currently has within our toolbox and have limited the amount of new requests over time.

## **Per Student Costs**

In many of the charts and graphs within this report, you probably noticed a large disparity between the overall costs per student between Todd Hall, Rutledge Hall and Lincoln Hall. To clarify that, the District must realize that there are a number of factors that make up those figures. For Example: Todd Hall relies heavily on IOS Application usage through the iPads. As children grow, they move from app based activities to those that integrate more of their core curriculum products. This can be done through the LMS, and specific vendor software packages that provide students with digital books and activities. Even though electronic Core Curriculum resources are available for grades K-2, most of these provide more traditional resources that teachers present and students will work on individually to build their skill set.

## **Fiscal Impact:**

N/A

## **Recommendation:**

Should you have any questions or require further discussion on this report, please do not hesitate to contact our Tech Department at any time. We are here to provide any clarification or insights needed.





## Executive Summary Finance Committee Meeting

---

DATE: January 18, 2024

TOPIC: District Purchasing Update(s)

PREPARED BY: David Russo, Dominick Lupo, Jordan Stephen

### Recommended for:

- Action
- Discussion
- Information


### Purpose/Background:

This document provides the Finance Committee with an update of ongoing District renewals and/or purchases that will not require Board Approval based on criteria adopted in May 2023.

### Items for Finance Committee Review:

- Novel Effect Renewal for 2023-2024
  - The Library within the Todd Hall uses The Novel Effect app as it responds to your voice with interactive music and sound effects, creating magical moments when you read aloud from children's books.
  - The District took advantage of sale pricing during the Thanksgiving break sales to renew this subscription a couple of months early.
  - \$19.00 - The District paid \$39.00 for the same services for the 22-23 school year.
- Raptor Renewal
  - The District uses the Raptor's Visitor Management System to enhance building security by checking a visitor's ID against national databases of registered sex offenders as well as a custom list of prohibited persons and the system provides temporary badges that identify the visitor's name, date, and purpose of visit.
  - \$3,300 - The District paid \$3,125 last year for the Raptor service in 5 locations.

- QuaverEd Renewal
  - The District uses QuaverEd for its Music Curriculum. After reviewing usage and discussing the product with the teaching staff, it has been determined that the District will only continue its usage at Rutledge Hall.
  - \$900 - The District paid \$2,700 last year for the usage of QuaverEd.
  
- AT&T Long Distance Contract Cancellation for 2023-2024
  - Over the last couple of years many changes in contracts and services with AT&T have been made. The district moved almost all telephony traffic to the newer AT&T IPFlex Circuit.
  - One contract that had resurfaced was the District's long-distance service which was auto-renewed. We were charged an annual fee because the District did not meet the minimum number of LD minutes required to take advantage of the discount. The District would never meet the minimum, because all our calls run through the IP Flex Circuit, in which all long-distance charges are included in the monthly costs.
  - The District worked with representatives at AT&T and were able to cancel the contract and be credited the correct amount, saving the District \$808.16.
  
- E-Replacements
  - In part of our recycling effort, the team investigates and works with a few recycling companies. This year we collected old access points, projectors, and other miscellaneous tech equipment. iPads that were older generations and in varying conditions ranging from good to mechanically broken.
  - E-Replacements Inc has collected that equipment and has presented us with a check for \$3,835 for these used devices.



DATE: January 18, 2024

TOPIC: District Finance Update

PREPARED BY: Courtney Whited

**Recommended for:**

Action

Discussion

Information

**Purpose/Background:**

To provide the Finance Committee an update on ongoing Districtwide matter(s)

**1. Student Transportation Services for Regular Education**

After District 219 opened discussions related to 2024-25 student transportation services for the multi-district partnership (70, 71, 74, 219), First Student Inc. initially responded with a 5.9% increase over last year's rates. Discussions are ongoing, especially since CPI has declined. Administration expects to present a formal contract on or before May 2024 for the Board of Education to approve during one of the June 2024 meetings.

**2. Debt/Bonds: Principal & Interest Payments**

As was the case last year, the balance for Fund 30/Debt Service, went below \$0 for a short time due to the principal/interest (P&I) payments made on December 1, 2023 combined with the fact that the due date for the second installment of Cook County's 2022 property tax payments was also December 1. The balance of Fund 30 is no longer negative.

A P&I payment schedule, organized by fiscal year, is attached. At this point in time, there are only four (4) more payments to make on behalf of the District's Series 2015 bond.

All P&I Payments per Fiscal Year	Payment Date	Series 2021				Series 2018			Series 2016			Series 2015			Payment Date
		Principal	Interest	Funds on Hand	2021 Total by Fiscal Year	Principal	Interest	2018 Total by Fiscal Year	Principal	Interest	2016 Total by Fiscal Year	Principal	Interest	2015 Total by Fiscal Year	
	12/1/23		\$ 93,925	\$ (47,030)		\$ 390,000	\$ 96,600		\$ 82,050		\$ 815,000	\$ 37,800		12/1/23	
\$ 1,758,695	6/1/24		\$ 93,925		\$ 140,820		\$ 88,800	\$ 575,400	\$ 82,050	\$ 164,100		\$ 25,575	\$ 878,375	6/1/24	
	12/1/24	\$ 310,000	\$ 93,925				\$ 88,800		\$ 82,050		\$ 840,000	\$ 25,575		12/1/24	
\$ 1,715,000	6/1/25		\$ 90,825		\$ 494,750		\$ 88,800	\$ 177,600	\$ 82,050	\$ 164,100		\$ 12,975	\$ 878,550	6/1/25	
	12/1/25		\$ 90,825				\$ 88,800		\$ 82,050		\$ 865,000	\$ 12,975	\$ 877,975	12/1/25	
\$ 1,401,325	6/1/26		\$ 90,825		\$ 181,650		\$ 88,800	\$ 177,600	\$ 82,050	\$ 164,100	\$ 2,520,000	\$ 114,900	\$ 2,634,900	6/1/26	
	12/1/26		\$ 90,825				\$ 88,800		\$ 82,050					12/1/26	
\$ 1,400,450	6/1/27		\$ 90,825		\$ 181,650		\$ 88,800	\$ 177,600	\$ 895,000	\$ 82,050				6/1/27	
	12/1/27		\$ 90,825				\$ 88,800		\$ 64,150	\$ 1,041,200				12/1/27	
\$ 1,398,950	6/1/28		\$ 90,825		\$ 181,650		\$ 88,800	\$ 177,600	\$ 930,000	\$ 64,150				6/1/28	
	12/1/28		\$ 90,825				\$ 88,800		\$ 45,550	\$ 1,039,700				12/1/28	
\$ 1,396,050	6/1/29		\$ 90,825		\$ 181,650		\$ 88,800	\$ 177,600	\$ 965,000	\$ 45,550				6/1/29	
	12/1/29		\$ 90,825				\$ 88,800		\$ 26,250	\$ 1,036,800				12/1/29	
\$ 1,396,650	6/1/30		\$ 90,825		\$ 181,650		\$ 88,800	\$ 177,600	\$ 1,005,000	\$ 26,250				6/1/30	
	12/1/30		\$ 90,825			\$ 670,000	\$ 88,800		\$ 6,150	\$ 1,037,400				12/1/30	
\$ 1,432,000	6/1/31		\$ 90,825		\$ 181,650		\$ 75,400	\$ 834,200	\$ 410,000	\$ 6,150	\$ 4,205,000	\$ 858,550	\$ 5,063,550	6/1/31	
	12/1/31	\$ 295,000	\$ 90,825			\$ 695,000	\$ 75,400							12/1/31	
\$ 1,304,125	6/1/32		\$ 86,400		\$ 472,225		\$ 61,500	\$ 831,900						6/1/32	
	12/1/32	\$ 360,000	\$ 86,400			\$ 725,000	\$ 61,500							12/1/32	
\$ 1,360,900	6/1/33		\$ 81,000		\$ 527,400		\$ 47,000	\$ 833,500						6/1/33	
	12/1/33	\$ 370,000	\$ 81,000			\$ 750,000	\$ 47,000							12/1/33	
\$ 1,355,450	6/1/34		\$ 75,450		\$ 526,450		\$ 32,000	\$ 829,000						6/1/34	
	12/1/34	\$ 380,000	\$ 75,450			\$ 785,000	\$ 32,000							12/1/34	
\$ 1,358,500	6/1/35		\$ 69,750		\$ 525,200		\$ 16,300	\$ 833,300						6/1/35	
	12/1/35	\$ 395,000	\$ 69,750			\$ 815,000	\$ 16,300	\$ 831,300						12/1/35	
\$ 1,359,875	6/1/36		\$ 63,825		\$ 528,575	\$ 4,830,000	\$ 1,804,200	\$ 6,634,200						6/1/36	
	12/1/36	\$ 1,245,000	\$ 63,825											12/1/36	
\$ 1,353,975	6/1/37		\$ 45,150		\$ 1,353,975									6/1/37	
	12/1/37	\$ 1,280,000	\$ 45,150											12/1/37	
\$ 1,351,100	6/1/38		\$ 25,950		\$ 1,351,100									6/1/38	
	12/1/38	\$ 1,320,000	\$ 25,950											12/1/38	
\$ 1,352,100	6/1/39		\$ 6,150		\$ 1,352,100									6/1/39	
\$ 416,150	12/1/39	\$ 410,000	\$ 6,150		\$ 416,150									12/1/39	
\$ 23,111,295	Total	\$ 6,365,000	\$ 2,460,675	\$ (47,030)	\$ 8,778,645										