

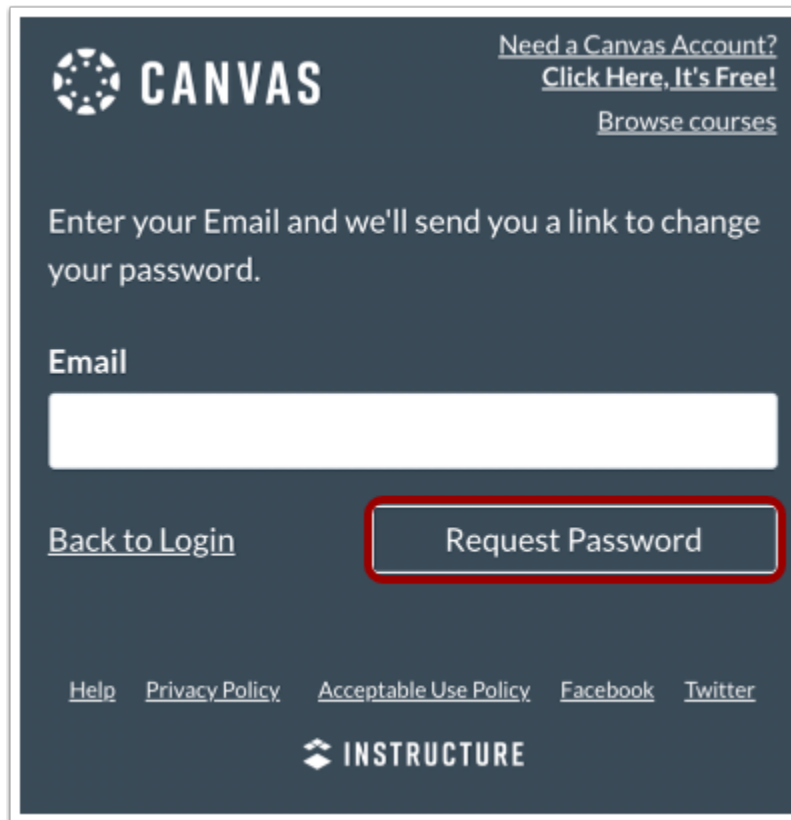


## Orenda Canvas Parent Login Instructions

1. Parent observer accounts are automatically set up through an integration with Frontline (formerly TEAMS). To be assigned a Canvas parent observer account, you need to have a primary email address listed in the Frontline Parent Portal and be associated with your children.
2. Access the Orenda Canvas site at <https://orenda.instructure.com/login/canvas>
3. Try the default password, “orendaparent”. If this does not work, click on “Forgot Password?”

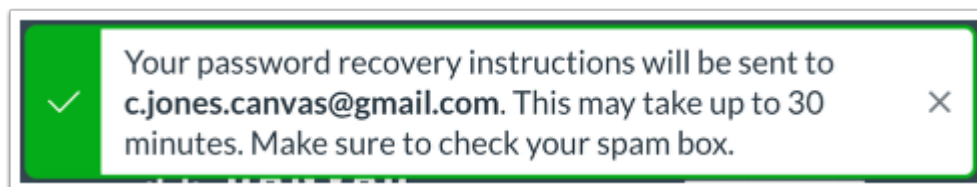
A screenshot of the Canvas login interface. The background is dark blue. At the top left is the Canvas logo (a white circle of dots) and the word 'CANVAS' in white. At the top right, there are three links: 'Need a Canvas Account? Click Here, It's Free!' and 'Browse courses'. Below the logo is a white input field for 'Email'. Below that is another white input field for 'Password'. Under the password field, there is a checkbox labeled 'Stay signed in' and a white button labeled 'Log In'. A red rectangular box highlights the text 'Forgot Password?' which is a link. At the bottom, there are several links: 'Help', 'Privacy Policy', 'Acceptable Use Policy', 'Facebook', and 'Twitter'. At the very bottom center is the 'INSTRUCTURE' logo, which consists of a white diamond shape followed by the word 'INSTRUCTURE' in white.

4. Enter your primary email address exactly as it is in the Frontline Parent Portal and click “Request Password”.

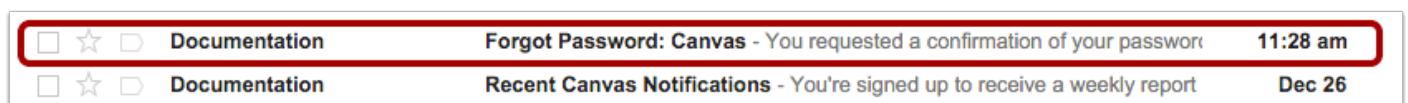


The image shows a dark blue Canvas password recovery form. At the top left is the Canvas logo. To the right, there are links: "Need a Canvas Account? Click Here, It's Free!" and "Browse courses". The main text says "Enter your Email and we'll send you a link to change your password." Below this is an "Email" label and a white input field. At the bottom left is a "Back to Login" link, and at the bottom right is a "Request Password" button, which is highlighted with a red rectangular border. At the very bottom, there are links for "Help", "Privacy Policy", "Acceptable Use Policy", "Facebook", and "Twitter", and the "INSTRUCTURE" logo.

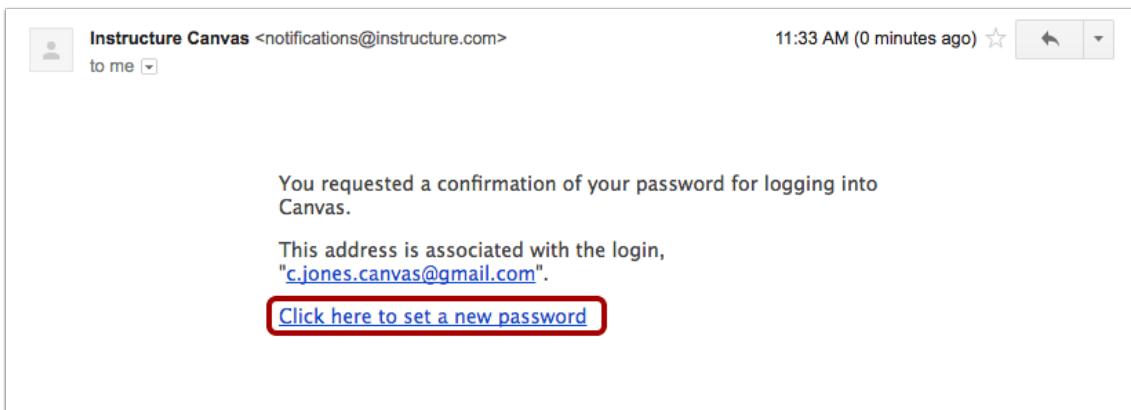
5. The following notification displays stating that it may take up to 30 minutes to send password recovery instructions to your email and you may need to check your spam folder to locate the email.



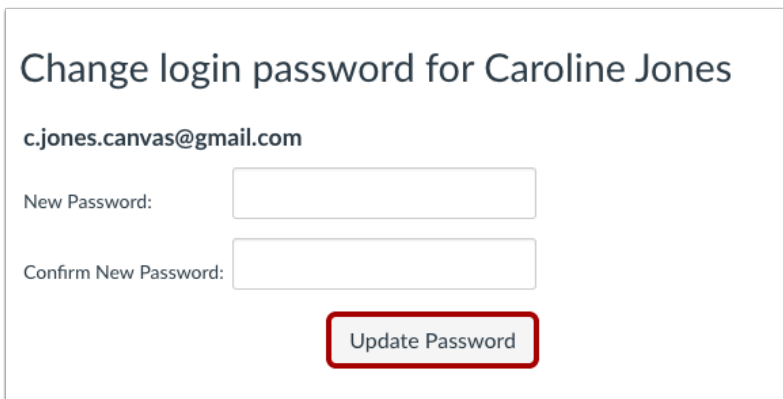
6. Return to your email account and sign in. Open the *Forgot Password* email. (If the email is not in your Inbox, check your Spam folder.)



7. Click the **Click here to set a new password** link.

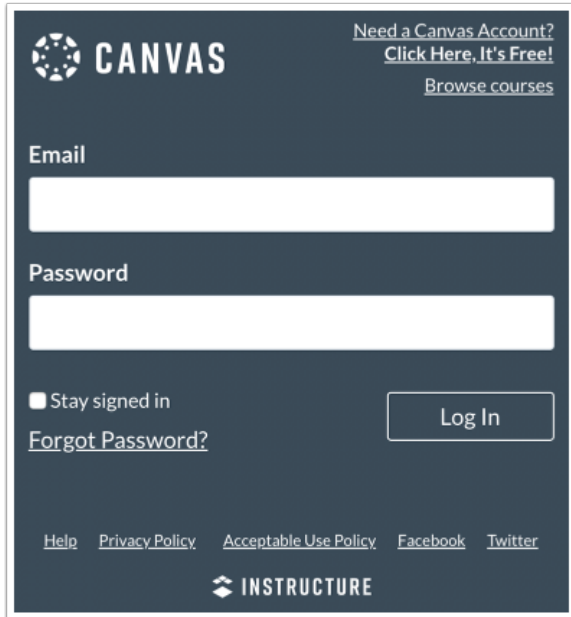


8. Type in a new password and then confirm that password by typing it again. Click the **Update Password** button.



The image shows a web form titled "Change login password for Caroline Jones". Below the title, the email address "c.jones.canvas@gmail.com" is displayed. There are two input fields: "New Password:" and "Confirm New Password:". Below these fields is a button labeled "Update Password" which is highlighted with a red rectangular box.

9. With your login credential and new password, log in to Canvas.

The image shows a dark-themed login form for Canvas. At the top left is the Canvas logo, a circular icon with dots. To its right is the text "CANVAS". Further right, there are three links: "Need a Canvas Account? Click Here, It's Free!" and "Browse courses". Below the logo is an "Email" label followed by a white input field. Below that is a "Password" label followed by another white input field. Under the password field is a checkbox labeled "Stay signed in" and a "Log In" button. Below the button is a link "Forgot Password?". At the bottom, there are links for "Help", "Privacy Policy", "Acceptable Use Policy", "Facebook", and "Twitter". At the very bottom is the "INSTRUCTURE" logo.

## **Canvas Instructional Videos**

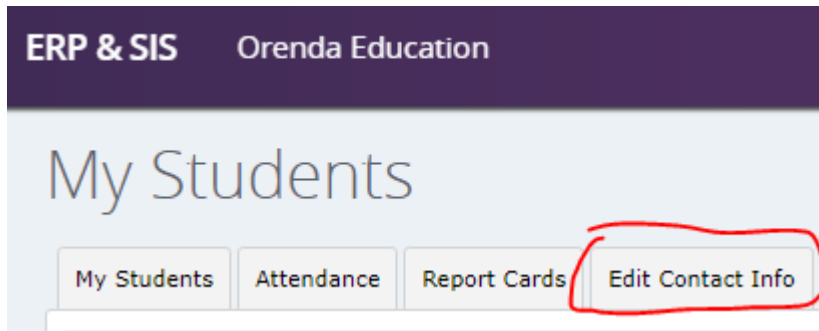
Canvas Overview for Observers (Parents) Video <https://community.canvaslms.com/t5/Video-Guide/Canvas-Overview-for-Observers/ta-p/383797>

Canvas Parent App <https://community.canvaslms.com/t5/Video-Guide/Canvas-Parent-App/ta-p/383772>

If you need additional assistance accessing your account, email [canvas@orendaeducation.org](mailto:canvas@orendaeducation.org).

## Troubleshooting and Common Errors

- **Have you typed your email address correctly?** Sometimes email addresses can be misspelled or you may not be using the email address that you entered in the Frontline Parent Portal. To check your email address, log into the Frontline Parent Portal [here](#). You will see the student(s) connected to your account under the “My Students” tab. You will then go to the “Edit Contact Info” to verify your email address as it is entered in Frontline. This email address is your Orenda Canvas parent observer account email.



Changes to parent email addresses in the Frontline Parent Portal will be updated overnight and may take up to 24 hours to be changed for your Orenda Canvas parent observer account.

- **Are you accessing the correct Canvas URL?** You will not get the reset email if you are trying to reset your password on a site where you are not enrolled (such as [canvas.instructure.com](https://canvas.instructure.com) instead of [orenda.instructure.com](https://orenda.instructure.com)).
- **Are you a new Orenda parent?** Your Orenda parent observer account will be active one (1) day before your child starts classes as long as online registration is completed for your child prior to the first day of class. If online registration is completed the same day the student starts classes, the student and parent Canvas accounts will not be available until the following day.
- If you are still not able to login, please email [canvas@orendaeducation.org](mailto:canvas@orendaeducation.org).