



2022-2023 Texas Academic Performance Report

White Settlement ISD

Annual Public Hearing

March 2024 Board Meeting



District Accreditation Status

Generally, each year T.E.A. assigns one of four accreditation statuses to each district in the state:

- Accredited
- Accredited-Warning
- Accredited-Probation
- Not Accredited- Revoked

In assigning an accreditation status to a district, TEA considers

- Academic accountability ratings
- Financial accountability ratings
- Data integrity
- Program-area deficiencies identified through Results Driven Accountability (RDA)

[More information regarding accreditation status](#)

WSISD Accreditation Status: Accredited

Texas Academic Performance Report (TAPR)

Currently, the TAPR does not include
A–F ratings or Distinction Designations.

[2023 Texas Academic Performance Report](#)

Posted to WSISD website in February 2023

Hard copy available in WSISD Curriculum & Instruction Office

District and Campus Performance Objectives

The Board of Trustees annually adopts the District and Campus Improvement Plans. The District Planning Committee, comprised of teachers, staff, administrators, parents and community members, develops and continually reviews the District Improvement Plan throughout the school year. The Campus Planning Committees of teachers, staff and administrators develop a Campus Improvement Plan that supports the district goals and objectives

Campus Performance Objectives and Plans were approved by WSISD Board of Trustees at November 2023 Board Meeting

[WSISD District & Campus Improvement Plans](#)

2023 Special Populations Determination Status

The Review and Support Special Populations Monitoring division focuses on the effectiveness of federal and state program areas, specifically, Bilingual Education, English as a Second language, English Learner, (BE/ESL/EL), and Other Special Population (OSP) which includes students in foster care, experiencing homelessness, or military-connected in a Local Education Agency (LEA) in Texas. Annually, LEAs receive Determination Levels (DL) of 1-4 as determined within the Results-Driven Accountability (RDA) framework..

The Division of Special Populations Monitoring engages with LEAs receiving DLs of 3 or 4 in continuous improvement activities that lead to the development and implementation of a district focused strategic support plan (SSP).

[Results Driven Accountability Report](#)

PEIMS Financial Status Report

PEIMS Financial Standard Report

Above Standard First Rating

Texas Comptroller Office for Financial Transparency

★ Traditional Finances

★ Debt Obligations

★ Contracts and Procurement

- Revenues
- Expenditures
- Tax Rates
- Fund Balance

[2021-2022 Financial Actual Report](#) & [Assessment webpage](#)

Report on Violent or Criminal Incidents

TEC Section 39.306 requires each district to publish, as part of its Annual Report, a report on violent or criminal incidents that occur at each campus.

The report must include:

- Number, rate, and type of violent and criminal incidents that occurred on each campus(the extent permitted under FERPA)
- Descriptions of school violence prevention and violence interventions policies and procedures used to protect students
- Findings from evaluations (if any) conducted under the Safe and Drug-Free Schools and Communities Act

[White Settlement ISD Report of Violent Criminal Incidents 2022-2023](#)

Report on Violent or Criminal W.S.I.S.D. Prevention Procedures

Bully Prevention

Bully Report Form

Anonymous Reporting

Guidance Lessons

Human Trafficking and Child Abuse Awareness

Play it Safe K-12 lessons

Police

9 Officers

2 Security Guards at BHS

1 Security Guard in process for BMS

Drug Awareness Prevention

Guidance Curriculum

Modules on District website

Reporting Mechanisms for students, parents, and staff

Bear Tip Line

Campus Crime Stoppers

Threat Assessment Protocols

WSISD Website

Suicide Prevention

Suicide Hotline

HOPE Squad

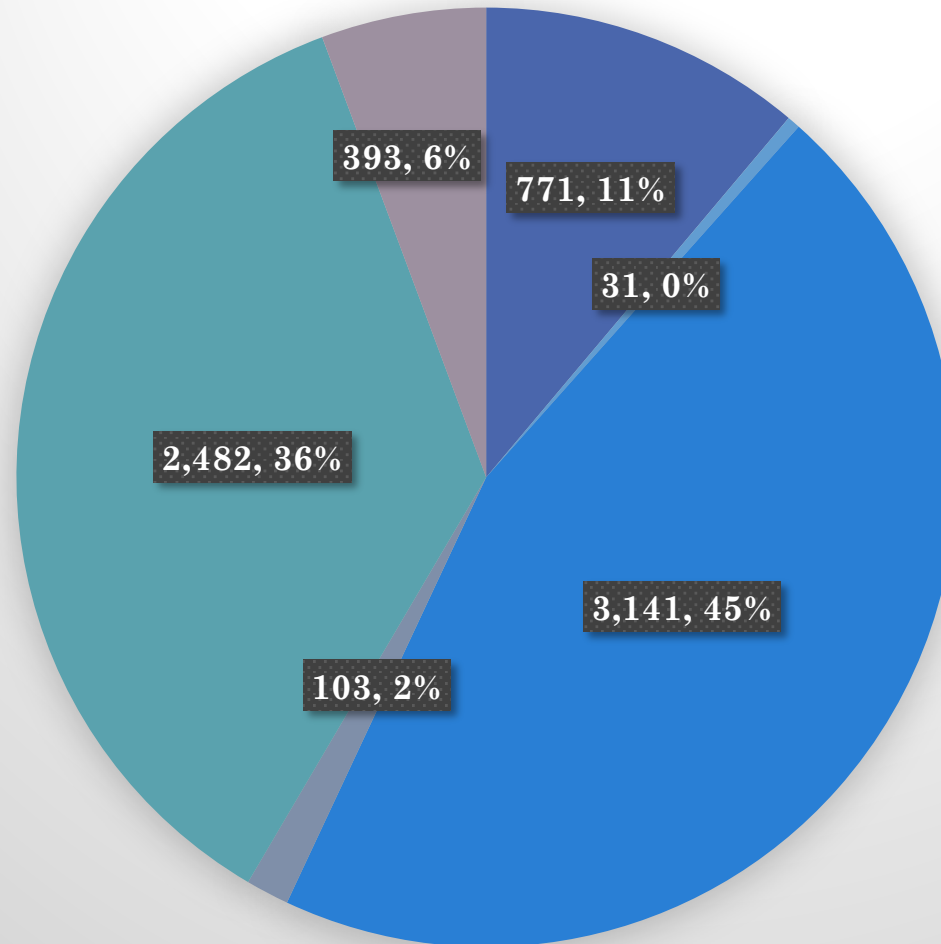
Guidance Curriculum

Report on Violent or Criminal Incidents

As required by TEA, the district is in compliance with the following actions:

- ❖ Conduct a Summer Targeted Partial Safety Audit
- ❖ Conduct an Exterior Door Safety Audit
- ❖ Convene the district's Safety and Security Committee
- ❖ Schedule all mandatory drills for the school year
- ❖ Ensure all threat assessment team members are trained
- ❖ Review and, as necessary, update control procedures

District Ethnicity

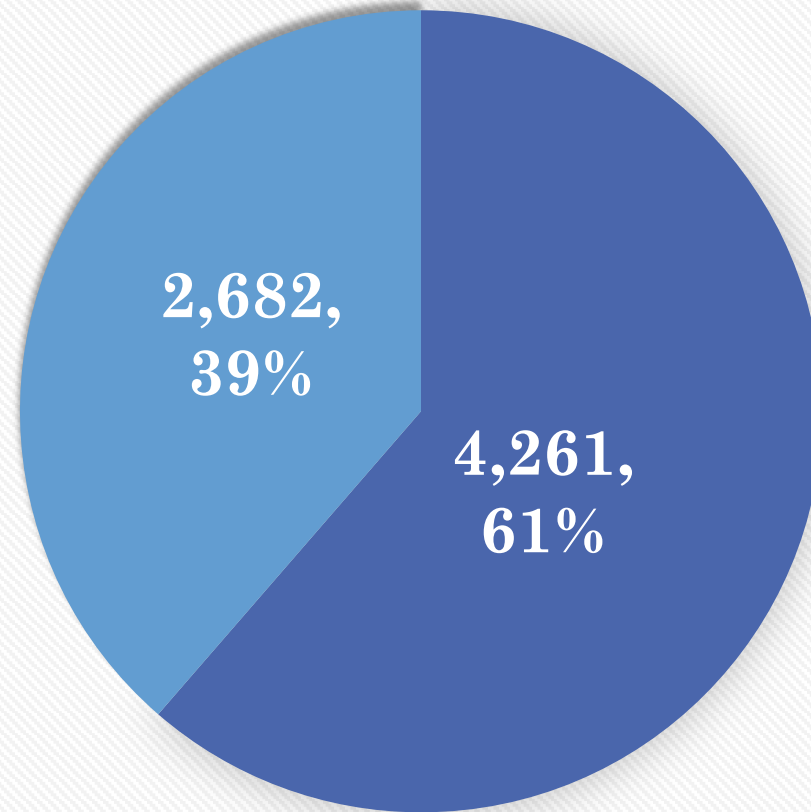


- African American
- American Indian
- Hispanic
- Asian
- White
- Two or More Races

District Economic Status

■ Economically Disadvantaged

■ Non-economically Disadvantaged



Attendance/Mobility/Attrition 2021-2022

Indicator	# of WSISD Students	# of Students Statewide
Attendance Rate	92.1%	92.2%
Chronic Absenteeism	27.5%	25.7%
Mobility	1,142 16.5%	893,031 16.8%
Attrition	1,083 21.6%	751,495 18.1%

2023 Program Information

Program	Number of Students
Section 504	757
English Learners (EB)	1,220
Special Education	888
Students served in Dyslexia	625
At-Risk	3,382

Staff Salary Information

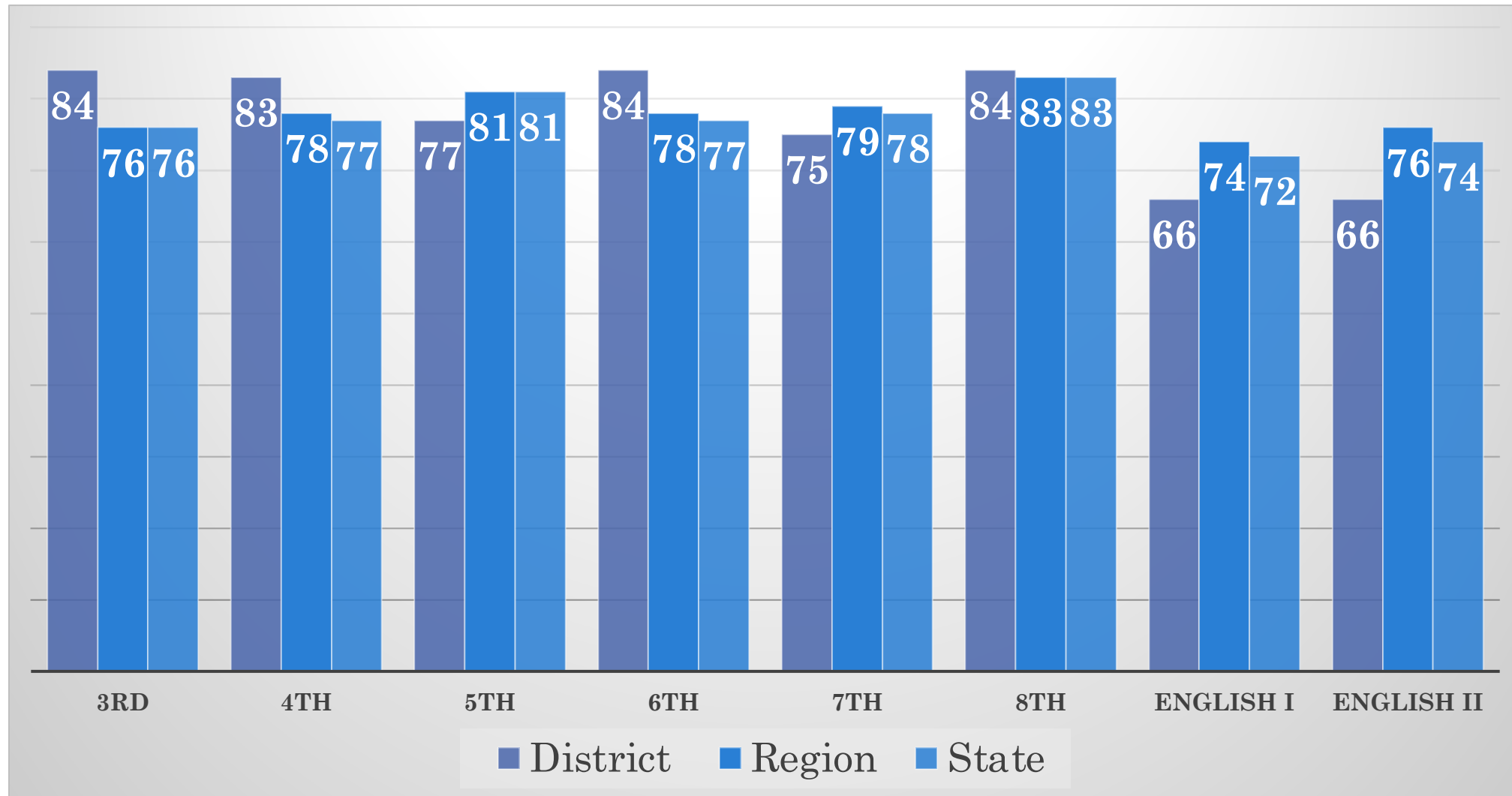
Professional Staff	District	State
Beginning Teachers	\$60,884	\$53,300
1-5 Years Experience	\$61,334	\$56,516
6-10 Years Experience	\$62,838	\$59,732
11-20 Years Experience	\$65,656	\$63,389
21-30 Years Experience	\$71,406	\$67,876
Over 30 Years Experience	\$79,507	\$72,560
Average of Salaries	\$64,329	\$60,717



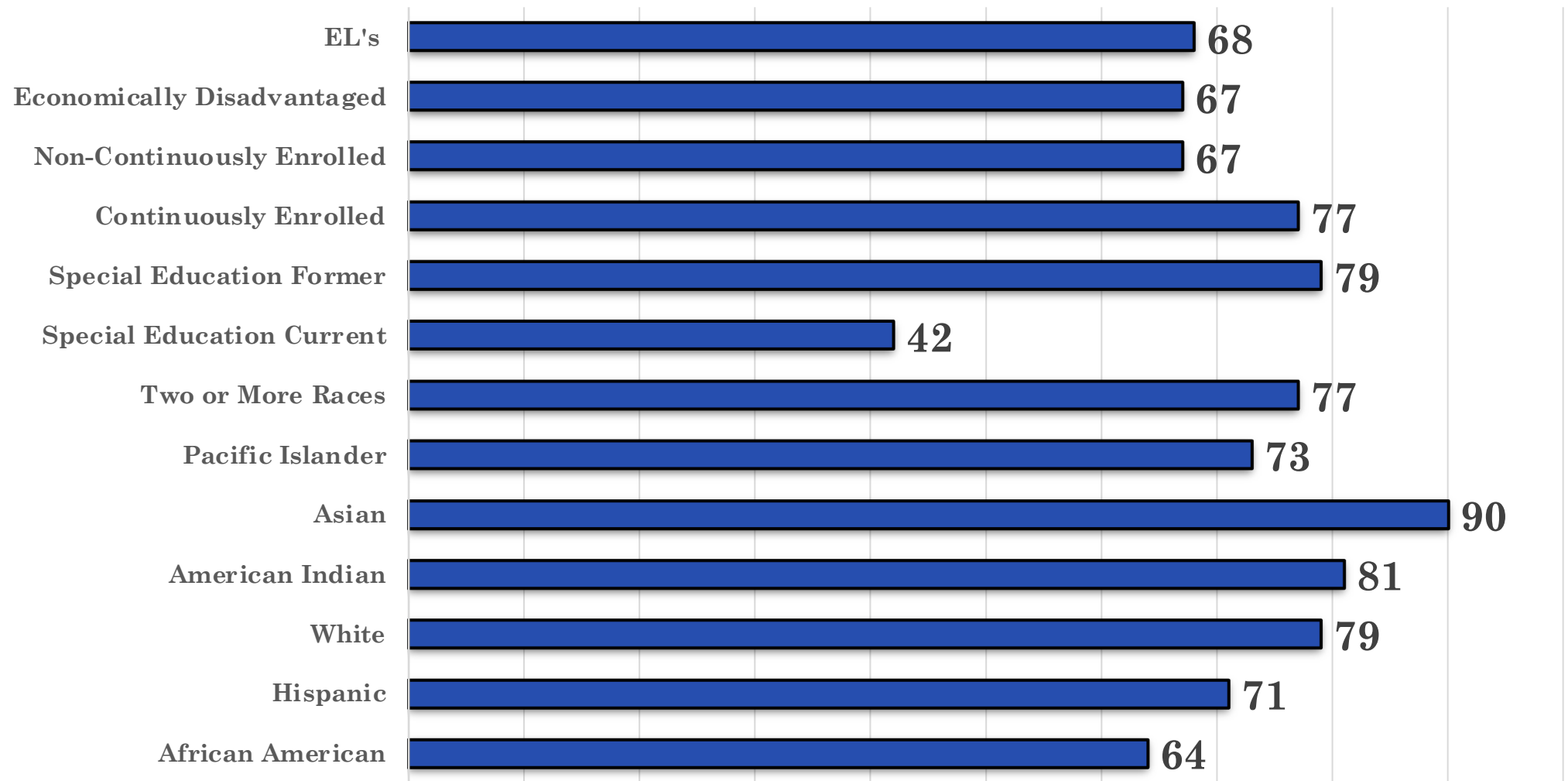
Academic Data



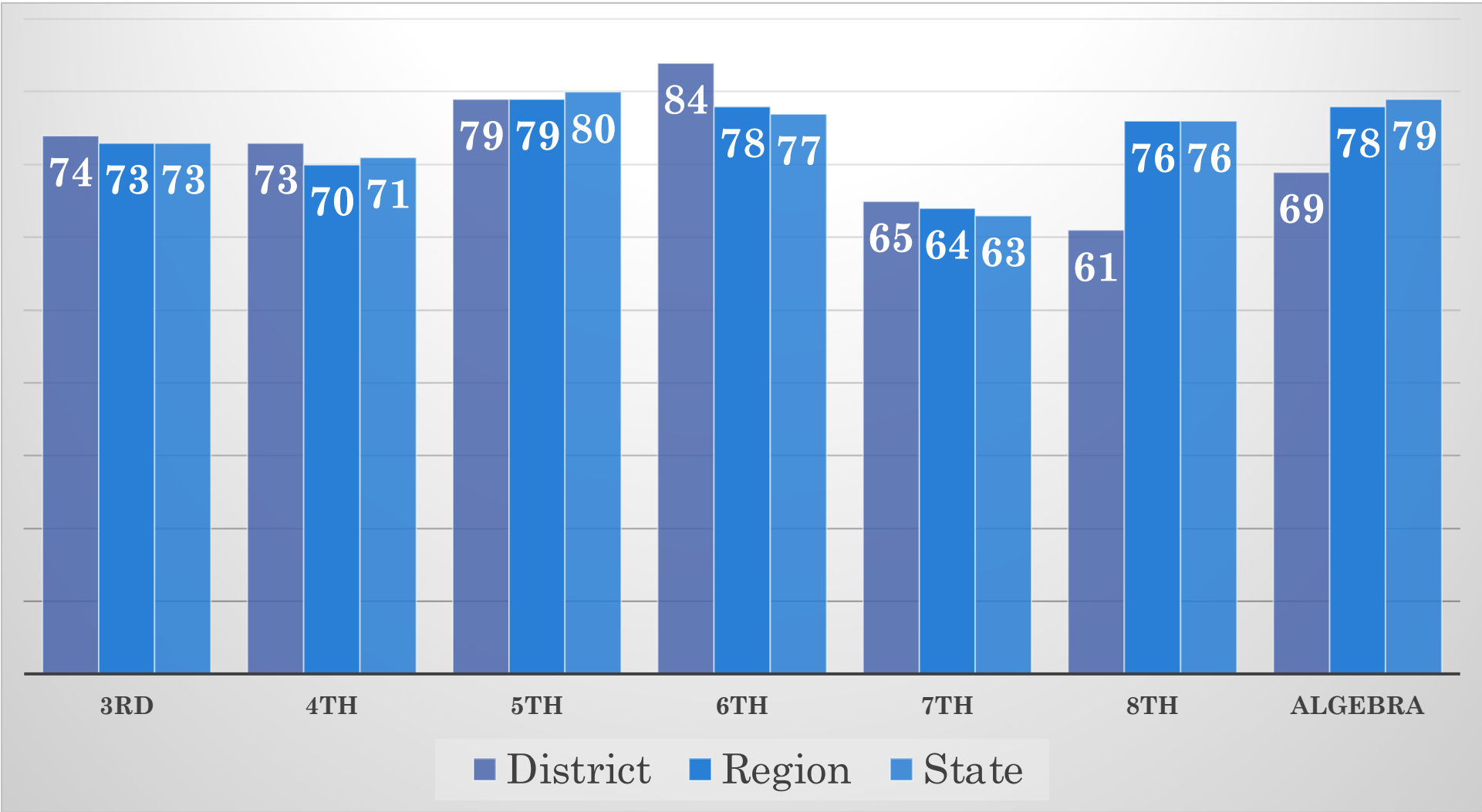
Reading Language Arts Results 2023




Overall Reading Language Arts by Indicators



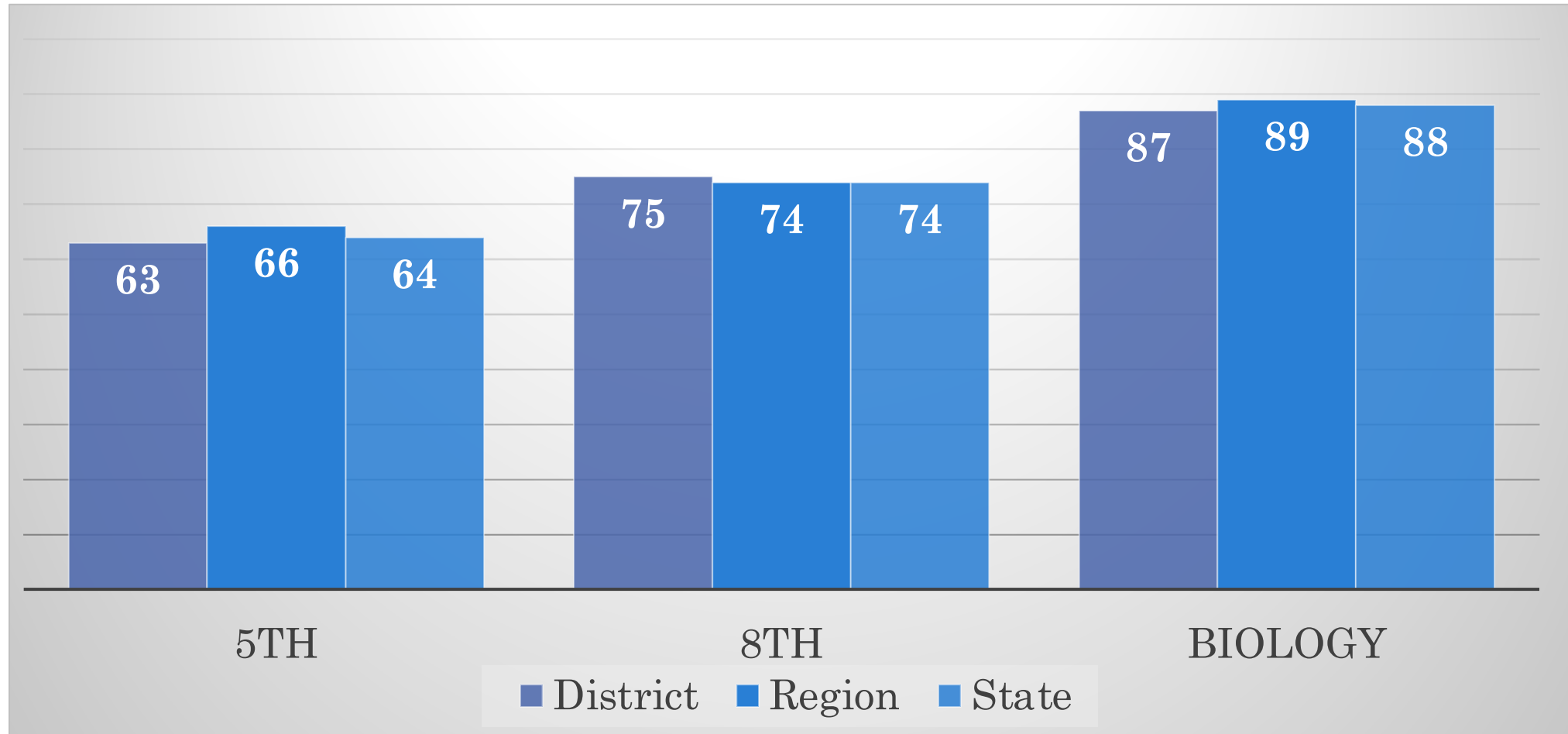
Math Results 2023



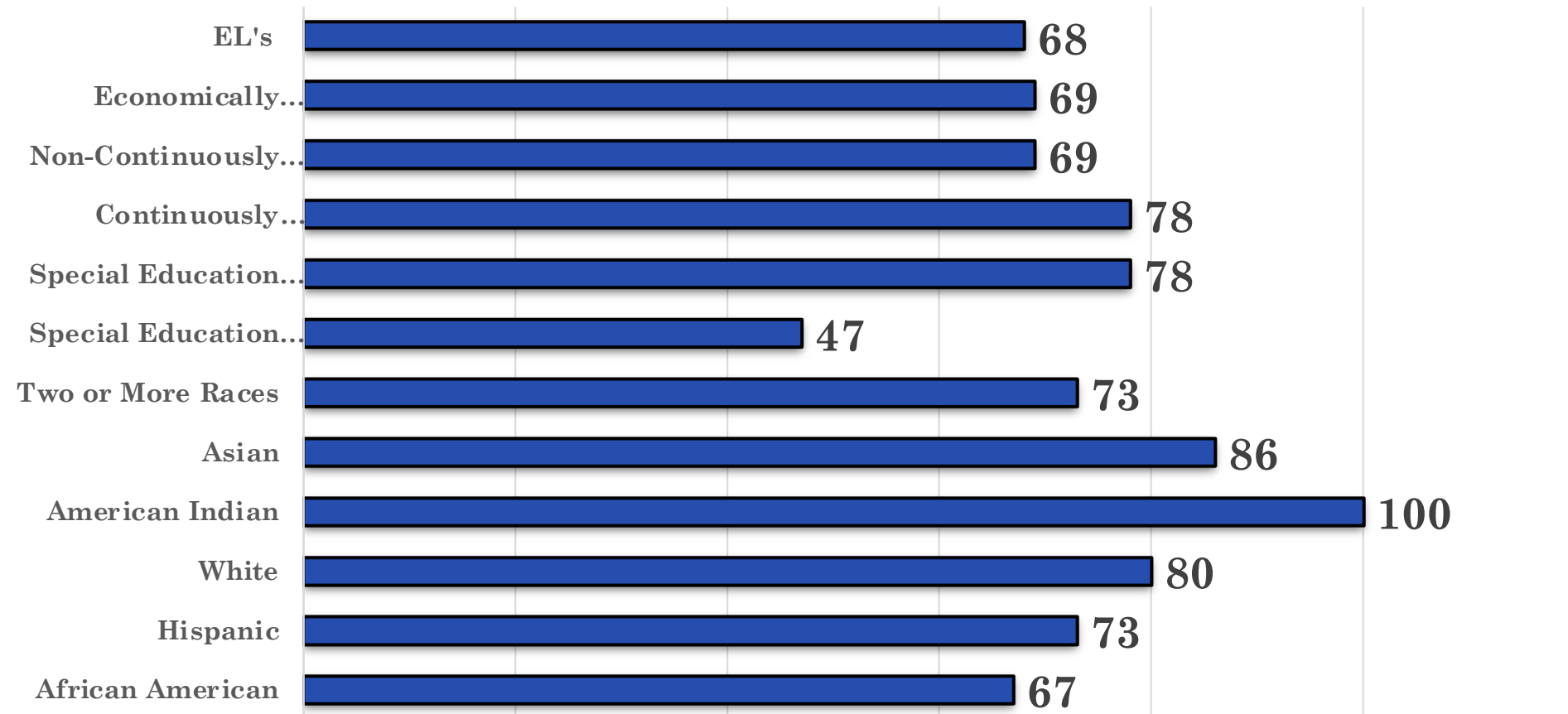
Overall Math by Indicators



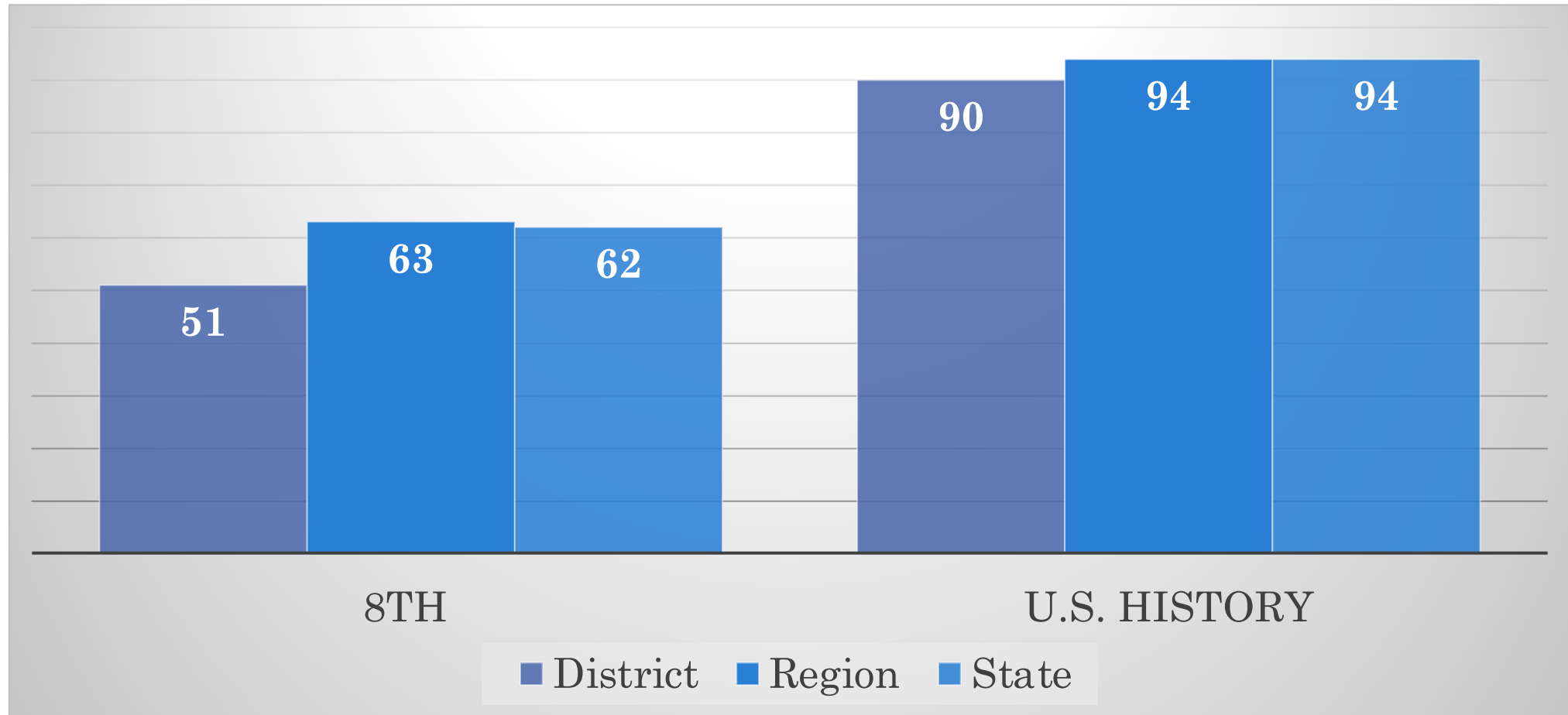
Science Results 2023



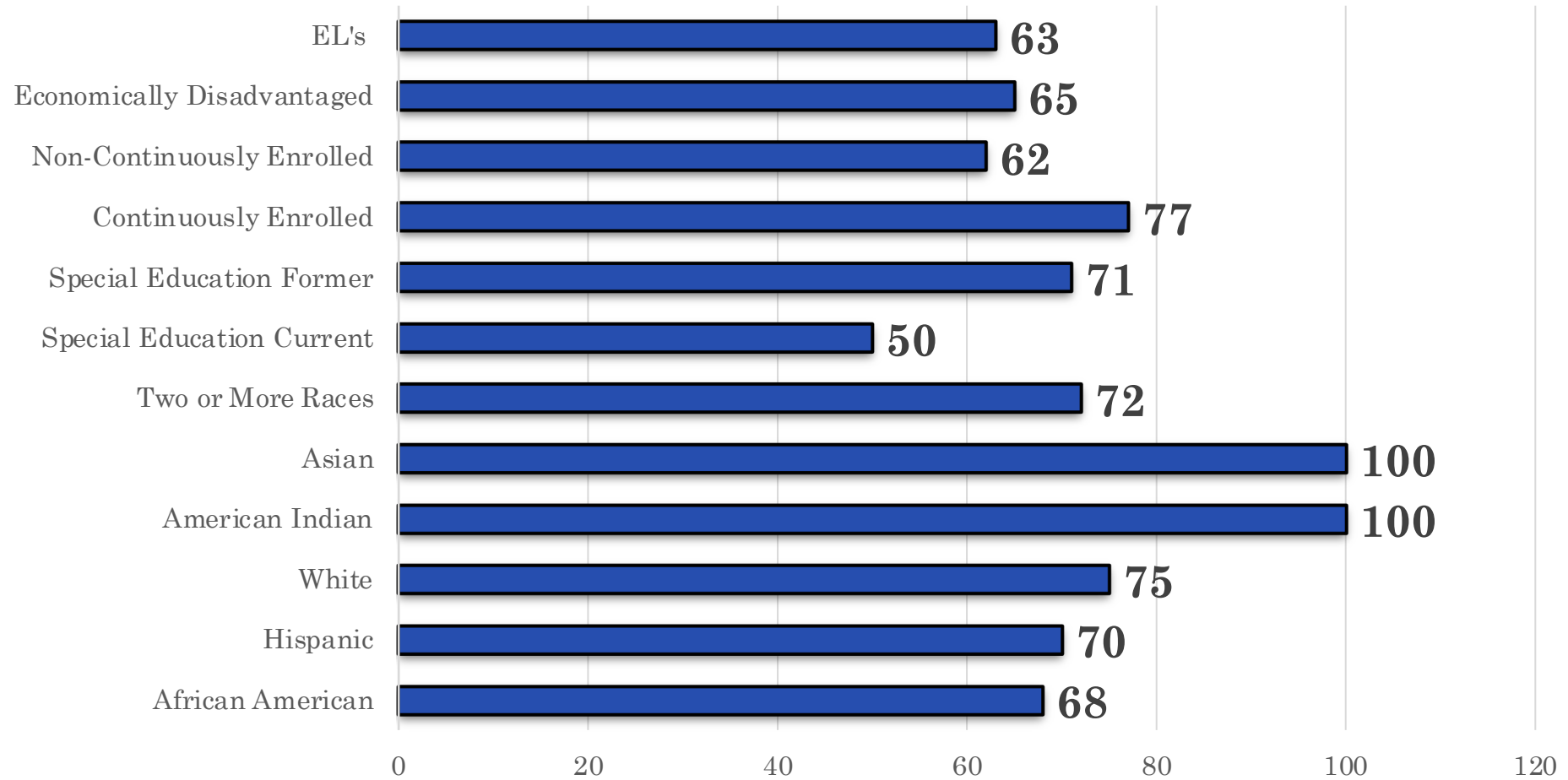
Overall Science by Indicators



Social Studies Results 2023



Social Studies by Indicators



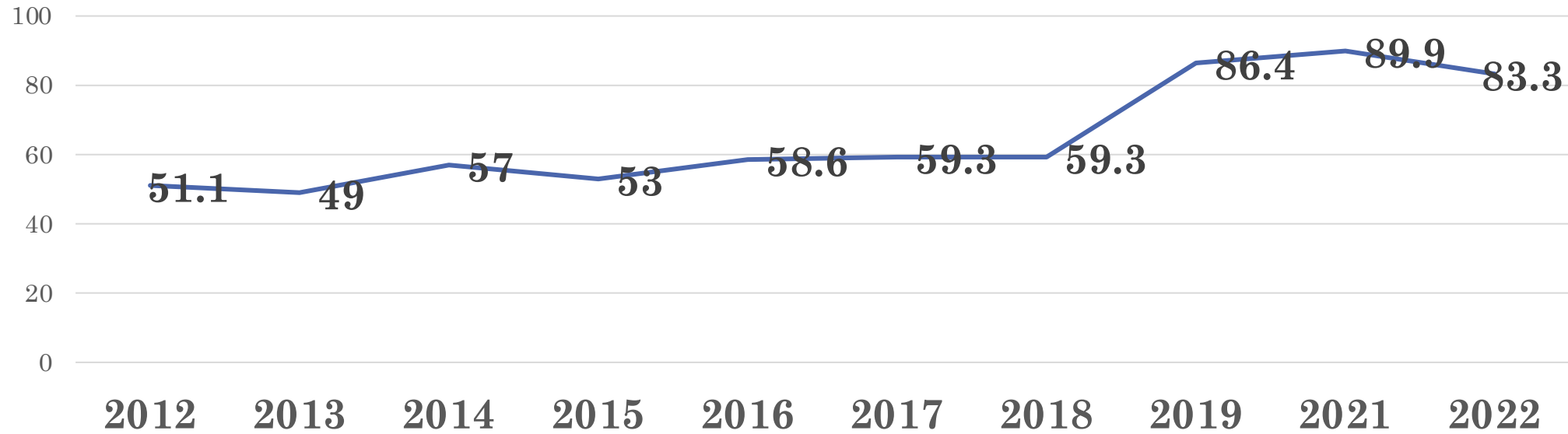
CCMR Highlights 2022

Indicators	District	Region	State
TSI Criteria English Language Arts	49.5%	58.6%	57.1%
TSI Criteria Mathematics	29.0%	47.7%	48.2%
AP Met Criteria	9.0%	20.6%	20.5%
Onramps Course Credits	21.1%	5.5%	4.4%
Dual Course Credits	24.4%	18.6%	24.0%
Approved Industry- Based Certification	11.0%	24.9%	28.0%

High School Longitudinal Rates

Graduation Year Rate	Percentage of Students Graduation
4-Year Longitudinal Rate Class of 2022	88.6%
5-Year Longitudinal Rate Class of 2021	92.4%
6-Year Longitudinal Rate Class of 2020	93.0%

ACT/SAT Participation Rates/Performance Results



RESULTS	2012	2013	2014	2015	2016	2017	2018	2019	2021	2022
ACT	19.8	20.3	20.3	20.1	20	20	20	19.4	17.3	17.8
SAT	1362	1371	1372	1360	1364	1001	1043	949	929	935

Postsecondary Readiness Texas High School Graduates from 2022 enrolled in Public or Independent Education in Fall of 2023

- TEC Section 39.306 requires each district to publish, as part of its Annual Report, a report on student performance in postsecondary institutions during the first year enrolled after graduation from high school
- These data points are compiled by the Texas Higher Education Coordinating Board (THECB). [Yearly data](#)

W.S.I.S.D. DATA	Number of Students in Category
Total Graduates	455
Four-Year Public University	77
Two-Year Public College	114
Independent College/University	16

Progress Toward Meeting HB 3 Goals

Progress Toward Meeting HB 3 Goals TEC, §39.306(a)(8) states the Annual Report is to include the progress of the district and each campus in the district toward meeting the goals set in the district's:

- (A) early childhood literacy and mathematics proficiency plans adopted under Section 11.185; and
- (B) (B) college, career, and military readiness plans adopted under Section 11.186.

Early Childhood Literacy Goals

2022	2023	2024
WSISD Goals		
56%	57%	60%
3rd Grade STAAR Scores		
50%	53%	
State Average		
51%	50%	
Region XI Average		
53%	51%	

2020 Board Goal – The percent of 3rd grade students that score meets grade level or above on STAAR Reading will increase from 52% to 60% by June 2024.

Early Childhood Math Goals

2022	2023	2024
WSISD Goals		
57%	59%	61%
3rd Grade STAAR Scores		
43%	44%	
State Average		
43%	45%	
Region XI Average		
45%	45%	

2020 Board Goal – The percent of 3rd grade students that score meets grade level or above on STAAR Math will increase from 52% to 61% by June 2024.

CCMR Outcome Goals

2021	2022	2023
WSISD Goals		
56%	58%	60%
WSISD CCMR		
51%	45%	
State Average		
65%	70%	
Region XI Average		
62%	67%	

2020 Board Goal – The percent of graduates that meet the criteria for CCMR will increase from 54% to 62% by August of 2024.

District Professional Development

August PD

- Purposeful Planning
- Exemplar Lessons
- Problem Solving
- Formative Assessments
- Questioning
- Decoding
- Writing with Schaffer
- Extending Learning
- Special Populations

District Professional Development

October PD

- Writing Across All Contents
- 7 Steps to a Language Rich Interactive Classroom
- Engaging Openings
- Constructed Response
- Math Vertical Alignment
- Making Math Make Sense – Daily Numeracy
- Early Childhood Writing

District Professional Development

January PD

Campus Led PD

- Accountability
- Write A Little A Lot

Ongoing

- 3rd & 4th Grade digital training for each unit

Developing Distinguished Educators

- Classroom Management
- Purposeful Planning
- Deconstructing Standards
- Exploring Resources
- Interpreting data and what happens next
- Making group work effective
- Special Populations (IEP/504)

Intervention

Elementaries & Tannahill

- Tier 2 time built into master schedule for all students

BMS

- Extended blocks for intervention within the class period
- Math & Reading Plus

BHS

- Intervention within the class period

Assessment Preparation

- Super Saturdays
- Bootcamps
- Mastery Prep (ACT/SAT)
- After School Tutorials

TAPR Glossary

Each year, TEA prepares and publishes a TAPR Glossary.

- The TAPR Glossary provides definitions, describes methodologies, and lists sources for each data point in the TAPR.
- Currently, the TAPR does not include scale scores, A–F ratings, Distinction Designations, or Special Education Determination Status. The initial release does not include the Campus or District 2023 Accountability Reports. The issuance of the A–F ratings under 2023 rule is pending and subject to change.

[2022–23 Texas Academic Performance Report \(TAPR\) Glossary](#)