



318,000
30,000
404,188
76,681
7,024,466
431,087
234,370
170,112
2,072
<b>ADJUSTED TOTALS</b>
<b>LITTLE ELM ISD</b>
Adjusted Totals
Value
533,875,047
293,500,000

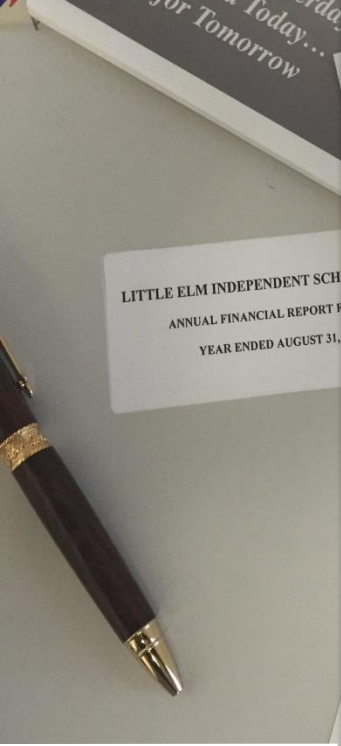
# Little Elm ISD

## November 13, 2017 Financial Report

Grant Anderson, Associate Superintendent & Chief Financial Officer


November 13, 2017  
6:30 pm

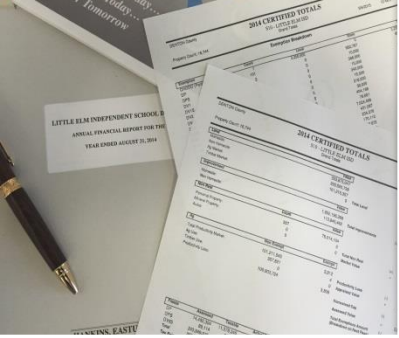
<b>HANKINS, EASTU</b>			
Freeze	Assessed	Taxable	Actual
DP	14,492,304		
DPS	89,114	11,578,345	
OV65	343,949,075	64	
Total	358,530,493		
Tax Rate	358		
3,808	Appraised Value		(-)
	Homestead Cap		=
	Assessed Value		(-)
	Total Exemptions Amount		=
	(Breakdown on Next Page)		(-)
			2,64



## Notes to financials and current activity

- Financial data presented is for period ending September 2017.
- Budget amendments include all amendments through October 2017.
- No Major budget amendments





## Fund Balance Analysis

Reserve	2015-16 Audit	2016-17 Projected	2017-18 Budget	2017-18 Proposed
Min. 24% of total Expenditures	15,037,409	15,023,471	15,985,485	15,985,610
5% of State Legislative Funding	2,868,615	3,073,424	3,047,698	3,047,698
Ch 41 State Recapture Reserve	1,600,000	1,600,000	1,600,000	1,600,000
Technology Infrastructure	725,000	950,000	950,000	950,000
Facilities Infrastructure	725,000	3,665,000	3,665,000	3,665,000
Discretionary	6,087,651	3,474,245	2,537,957	2,537,832
<b>Total Fund Balance</b>	<b>27,043,675</b>	<b>27,786,140</b>	<b>27,786,140</b>	<b>27,786,140</b>
Change		742,465	0	0
<b>Total Planned Budgetary Deficit</b>			<b>0</b>	<b>0</b>

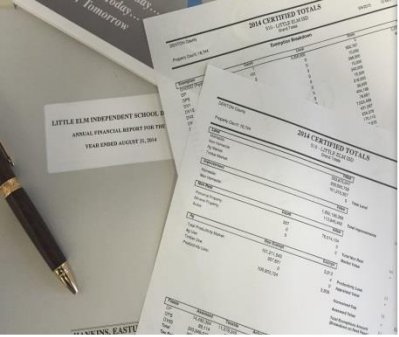
➤ 2016-17 is projected until audit is presented in December 2017.




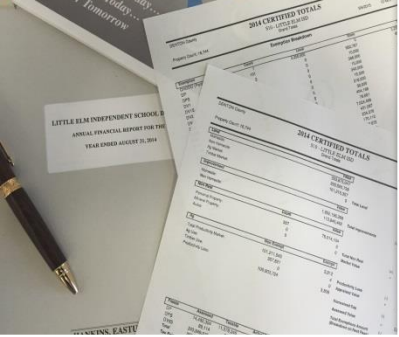
<b>2017-18 General Fund Budget Recap</b>	<b>Initial Budget Sep 1, 2017</b>	<b>Prior YTD Amendments</b>	<b>Proposed Amendments</b>	<b>Amended Budget</b>
<b>Revenue Source</b>				
Local Revenue	42,952,567	54,713	830	43,008,110
State Revenue	22,354,908			22,354,908
Federal Revenue	1,250,000			1,250,000
<b>Total Estimated Revenue</b>	<b>66,557,475</b>	<b>54,713</b>	<b>830</b>	<b>66,613,018</b>
<b>Appropriations - Campus</b>				
11 Instructional	37,534,485	52,188	(11,080)	37,575,593
12 Instruction Resources & Media	691,292			691,292
13 Curriculum and Staff Development	1,347,779	1,440	77,119	1,357,129
21 Instructional Leadership	1,200,953		4,000	1,204,953
23 School Leadership	4,071,730			4,071,730
31 Guidance, Counseling & Evaluation	1,931,897			1,931,897
32 Social Work Services	31,300			31,300
33 Health Services	556,638			556,638
34 Student (Pupil) Transportation	2,132,622		(9,907)	2,122,715
35 Food Services	109,499			109,499
36 Co-curricular & Extracurricular	1,867,951	1,385		1,869,336

**77%**





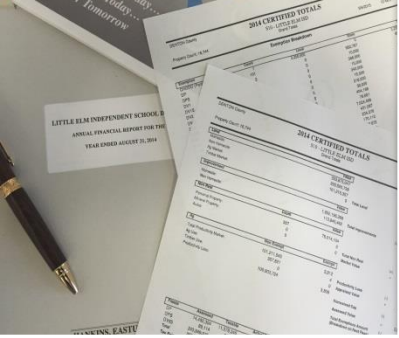
<b>Budget Recap Continued</b>	<b>Initial Budget Sep 1, 2017</b>	<b>Prior YTD Amendments</b>	<b>Proposed Amendments</b>	<b>Amended Budget</b>
<b>Appropriations Continued - Other</b>				
41 General Administration	3,180,633			3,180,633
51 Plant Maintenance & Operations	6,616,320		9,907	6,626,227
52 Security & Monitoring Services	984,288			984,288
53 Data Processing Services	1,399,108	(300)		1,398,808
61 Community Services (Child Care)	42,380			42,380
71 Debt Services	1,404,700			1,404,700
81 Facilities	582,900			582,900
91 Chapter 41 Recapture	500,000			500,000
95 Pmts to Juvenile Justice Alternative E	40,000			40,000
99 County Appraisal District Fees	325,000			325,000
<b>Total Appropriations</b>	<b>66,551,475</b>	<b>54,713</b>	<b>830</b>	<b>66,607,018</b>
Other Sources/(Uses)	6,000			6,000
<b>Surplus/(Planned Deficit)</b>				<b>0</b>



## General Fund Budget to Actual Summary – Realized as of September 2017

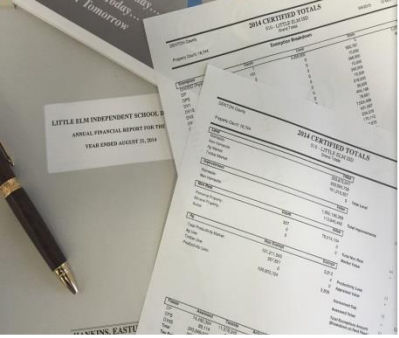
General Fund	2017-18 Budget	Realized	% Realized
Total Revenue	\$66,588,905	\$3,535,994	5.31%
Total Expenditures	\$66,582,905	\$7,971,848	11.97%
Net Other Sources/(Uses)	(\$6,000)		
Revenue over Expenditures	-	(\$4,435,854)	-

\*Expenditures includes encumbrances



**General Fund – Cash Flow September 2017**

<b>General Fund</b>	<b>Cash &amp; Investment Balances</b>
Beginning Cash & Investments	\$46,978,937
Net Change in Cash & Investments	(\$2,053,498)
Ending Cash & Investment	\$44,925,439

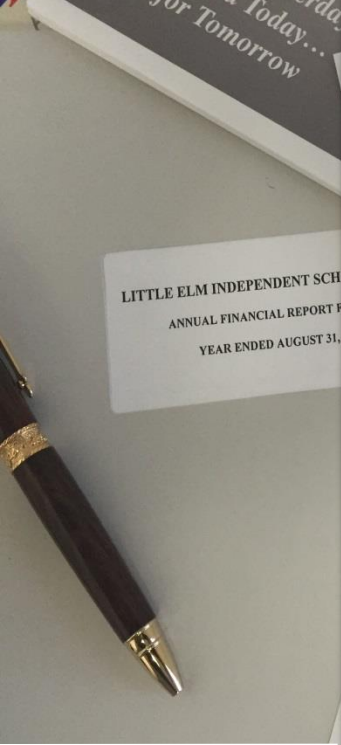


## Capital Projects

Capital Projects	Project Estimate	YTD Expenditures	Project Balance
High School Expansion	\$21,500,000	\$19,062,496	\$2,437,504
Transportation / Operations Facility	\$7,000,000	\$476,132	*\$6,523,868 Transfer remaining: \$2,285,000

\* Transportation / Operations facility: Includes \$2,715,000 transfer from 2016-17. Additional funds (estimated \$2,285,000) to complete the project will be transferred in 2017-18 fiscal year after board approval of the Guaranteed Maximum Price.






## Financials in board packet

- Budget Amendments
- Fund Balance Comparison
- Statement of Revenue and Expenditures
- Cash Flow Statement
- Bank Reconciliations
- Investment Report
- Fund Summary of Revenue and Expenditures
- Tax Collection Report
- Construction Report
- Gifts and Donations



Located on the Web @ [www.littleelmisd.net](http://www.littleelmisd.net) - Finance



- The Administration recommends approval of the September 2017 Financial Reports as presented.