



Little Elm ISD

Regular Meeting

Monday, August 21, 2017 6:30 PM

Agenda of Regular Meeting

The Board of Trustees Little Elm ISD

A Regular Meeting of the Board of Trustees of Little Elm ISD will be held August 21, 2017, beginning at 6:30 PM in the Zellars Center for Learning and Leadership.

The subjects to be discussed or considered or upon which any formal action may be taken are as listed below. Items do not have to be taken in the order shown on this meeting notice.

Unless removed from the consent agenda, items identified within the consent agenda will be acted on at one time.

1. Call to Order Open Session in the Board Room at Zellars Center for Learning and Leadership on 300 Lobo Lane, Little Elm, Texas 75068.
2. Pledge of Allegiance
3. Invocation
4. Introduction and Roll Call
5. Approval of Minutes
 - A. Discuss and approve Regular Board Meeting Minutes - 7/17/2017 5
Presenter: Sonia F. Badillo
 - B. Discuss and approve Special Meeting Minutes - 7/12/2017 12
Presenter: Sonia F. Badillo
 - C. Discuss and approve Special Meeting Minutes - 7/13/2017 14
Presenter: Sonia F. Badillo
 - D. Discuss and approve Special Meeting Minutes 8/10/2017 16
Presenter: Sonia F. Badillo
 - E. Discuss and approve Special Meeting Minutes 8/08/2017 18
Presenter: Sonia F. Badillo
6. Citizen Input
7. Reports of the Superintendent
 - A. 2017-2018 First Day of School Summary 21
Presenter: Ross Roberts
 - B. 2017 LEISD State Testing Results and Accountability Ratings 22
Presenter: Dr. Cyndy A. Mika
 - C. First Week of School Enrollment Report 63
Presenter: Dr. Cyndy Mika
8. The Board will recess into Closed Meeting in PL1 as permitted by the Texas Open Meetings Act Code Subchapter 551.072 and 551.074. The Board and Superintendent will discuss:

A. Personnel	
B. Land	
9. Action Items	
A. Discuss and approve the Little Elm ISD Contract Summary Report Presenter: Grant Anderson	64
B. Discuss and approve the Little Elm ISD Interlocal Summary Report Presenter: Grant Anderson	66
C. Discuss and approve the TASB Risk Management Fund Representer: Grant Anderson	69
D. Discuss and approve the Financial Reports Presenter: Grant Anderson	80
E. Discuss and approve the Bond Redemption Order Presenter: Grant Anderson	105
F. Discuss and approve the Adoption of Budget for 2017-2018 Presenter: Grant Anderson	110
G. Discuss and approve the Adoption of Tax Rate for 2017-2018 Presenter: Grant Anderson	112
10. Consent Agenda	
A. Discuss and approve Salary Range Schedule Update for the 2017-2018 School Year Presenter: Cleota Epps	114
B. Discuss and approve the Two Percent Increase for Employee Base Salary Compensation for the 2017/2018 School Year Presenters: Grant Anderson and Cleota Epps	115
C. Discuss and approve the Off Campus Physical Education Sites Presenter: Dr. Ashley Glover	116
D. Discuss and approve Gifts and Donations Presenter: Grant Anderson	119
E. Discuss and approve the Final Budget Amendment Presenter: Grant Anderson	121
11. Board President Comments Presenter: Melissa Myers	
A. Board Retreat Schedule	
B. Student Participation on Board	
12. Board Comments	
13. Superintendent Comments	
14. Adjournment	

If, during the course of the meeting, the Board of Trustees should determine that a closed meeting should be conducted, the Board will conduct a closed meeting in accordance with the Texas Open Meetings Act, Texas Government Code Section 551.001 et seq. The meeting will be held by the School Board at the date, hour, and place given in this Notice or as soon after the commencement of the meeting covered by this Notice as the School Board may conveniently meet in such closed or executive meeting or session concerning any and all purposes permitted by the Act, including, but not limited to the following sections and purposes:

Texas Government Code Section:

551.071	Private consultation with the Board's attorney.
551.072	Discussing purchase, exchange, lease, or value of real property.
551.073	Discussing negotiated contracts for prospective gifts or donations.
551.074	Discussing personnel or to hear complaints against personnel.
551.075	To confer with employees of the school district to receive information or to ask questions.
551.076	Considering the deployment, specific occasions, for or implementation of security personnel or devices.
551.082	Considering discipline of a public school child, or complaint or charge against personnel.
551.0821	Considering personally identifiable information about public school student.
551.083	Considering the standards, guidelines, terms, or conditions the board will follow, or will instruct its representatives to follow, in consultation with representatives of employees groups,
551.084	Excluding witnesses from a hearing.

Before any closed meeting is convened, the presiding officer will publicly identify the section or sections or the Act authorizing the closed meeting.

Should any final action, final decision, or final vote be required in the opinion of the School Board with regard to any matter considered in such closed or executive session, then the final action, final decision, or final vote shall be either:

- (a) in the open meeting covered by the Notice upon the reconvening of the public meeting, or
- (b) at a subsequent public meeting of the School Board upon notice thereof; as the School Board shall determine.

Superintendent

Original copy of this agenda was posted on the bulletin board at the Little Elm ISD Administration Building 72 hours prior to the scheduled meeting.

Sonia Badillo

Board Agenda Item

Little Elm Independent School District
300 Lobo Lane
Little Elm, Texas 75068

Board Mtg. Date 8-21-2017	Reports of the Superintendent <input type="checkbox"/>	Action Item <input checked="" type="checkbox"/>	Consent Agenda <input type="checkbox"/>	Reports, Routine Monthly <input type="checkbox"/>	Other <input type="checkbox"/>
Subject:	REGULAR BOARD MEETING MINUTES - 7/17/2017				
Presenter or Contact Person:	Sonia F. Badillo, Superintendent Secretary.				
Policy/Code:	N/A				
Summary:	Board Meeting Minutes for July 17, 2017.				
Financial Implications:	There is no financial impact to the budget.				
Attachments:	Meeting Minutes				
Recommendation:	The Administration recommends the approval of the Regular Board Meeting Minutes for July 17, 2017.				
Motion:	I move that the Board approve the attached Regular Board Meeting Minutes for July 17, 2017.				

Minutes of Regular Meeting

The Board of Trustees Little Elm ISD

A Regular Meeting of the Board of Trustees of Little Elm ISD was held Monday, July 17, 2017, beginning at 6:30 PM in the Zellars Center for Learning and Leadership.

PRESENT: Board President Melissa Myers, Board Vice President David Montemayor, Board Secretary Alejandro Flores, Trustee LeAnna Harding, Trustee Alejandro Flores, Trustee DeLeon English and Superintendent Dr. Lowell H. Strike.

ABSENT: Trustee Dan Blackwood.

1. Call to Order Open Session in the Board Room at Zellars Center for Learning and Leadership on 300 Lobo Lane, Little Elm, Texas 75068. Board President Melissa Myers called the meeting to order at 6:31 pm.
2. Pledge of Allegiance
The Board led those in attendance to The United States Flag and The Texas State Flag.
3. Invocation
There was no invocation.
4. Introduction and Roll Call
Ms. Sonia F. Badillo took roll call.
5. Approval of Minutes
 - A. Discuss and approve Regular Board Meeting Minutes - 6/19/2017
 - B. Discuss and approve Special Meeting Minutes - 3-06-2017
 - C. Discuss and approve Special Meeting Minutes - 6-07-2017
Board Secretary Jason Olson made the first motion to approve the minutes as submitted. Trustee Alejandro Flores seconded the motion. The motion passed (6-0).
6. Superintendent Spotlight
 - A. Introduce a New Partnership with Credit Union of Texas
Dr. Tony Tipton and Ms. Cortney Clover introduced to the Board Ms. Ana Ortiz from Credit Union of Texas. Dr. Tipton and Ms. Ortiz made a special announcement. With the partnership between LEISD and CUTX, and a unique relationship between CTE & Special Populations, LEISD will have an 18' custom-made food trailer.
Ana Ortiz from CUTX Michelle Parker, Amy Chadborne, Cortney Sims.
7. Citizen Input

There was no citizen input.

8. Reports of the Superintendent

A. Professional Learning Update

Ms. Amanda Ball shared with the Board a presentation with the following information:

Update 2016-2017

- Summer Learning Summit
- Overview
- Impactful Professional Learning
- Advanced Academics
- AVID Site Teams
- Gifted & Talented Update
- More Summer Learning
- Advanced Placement Summer Institute
- AVID
- Summer Institute
- Advanced Placement Growth
- New Teacher Orientation
- Fall Kick Off
- 2nd Annual E3 Conference

B. Legislative Session Update

Presenter: Dr. Cyndy A. Mika

Legislative Update

- New Laws 2017
- 2017-18 Curriculum and Instruction
- 2017-18 Assessment
- 2017-18 Accountability
- 2018-19 Curriculum and Instruction
- Some stuff we need to know...
- 2017-18 School Year / Curriculum and Instruction
- SB 463
- SB 179 “David’s Law”
- A-F Accountability Ratings – HB 22
- 2017-28 School Year / Accountability

C. Employee Compensation

Mr. Grant Anderson briefed the Board in regards to the Employee compensation. Two percent increase in employee base salary compensation beginning with the 2017-2018 school year.

D. Discuss Educator of the Year Recognition Award

Mr. DeLeon English shared with the Board a presentation in regards to a recognition for the Educator of the Year Award.

Board Recognition Program in LEISD

- Recognition in LEISD

E. Discuss Focus Areas for Academic Achievement

Mr. DeLeon English shared with the Board a presentation to discuss focus areas for academic achievement. The presentation included the following:

Embellishing a Philosophy of Academic Success

- Academic Achievement in LEISD
- How do we focus on Academic Achievement as a Board?
- Recommendations going forward
- Q & A

F. 1st Quarter 2017 Growth Report

Presenter: Rod Reeves

Quarter Report

- Economic Conditions – DFW Area
- DFW New Home Ranking Report
- New Housing Activity
- District Housing Overview
- Annual District Closing
- Future Lots
- New Home Activity by Elementary Zone
- Summary

9. The Board recessed into Closed Meeting in PL1 as permitted by the Texas Open Meetings Act Code Subchapter 551.072 and 551.074 at 7:54 pm. The Board and Superintendent discussed:

- A. Discussion and Consideration of Candidate(s) for the Position of Superintendent and the possible Naming of Lone Finalist for the Position of Superintendent
- B. Discussion and Consideration of Possible Delegation of Authority to Negotiate Superintendent Contract to the Board President
- C. Personnel
- D. Land

The Board reconvened at 8:51 pm.

10. Consent Agenda

- A. Discuss and approve the Addition to 2017-2018 Stipends Teacher Mentor Program Stipend
 - B. Discuss and approve the Update to 2017-2018 School Calendar
 - C. Discuss and approve the 2017-2018 Student Code of Conduct
 - D. Discuss and approve Gifts and Donations
- Trustee LeAnna Harding made the first motion to approve the consent agenda as submitted. Trustee DeLeon English seconded the motion. The motion passed (6-0).

11. Action Items

- A. Discuss and approve the Little Elm ISD Contract Summary Report
- Mr. Grant Anderson briefed the Board about the Little Elm ISD Contract Summary Report. This allows LEISD to purchase products or services from the list and which have been properly awarded through statutorily authorized

methods.

Trustee Alejandro Flores made the first motion to approve the Little elm ISD Contract Summary Report as submitted. Trustee DeLeon English seconded the motion. The motion passed (6-0).

B. Discuss and approve the Little Elm ISD Expenditures over \$50,000 Summary Report

Mr. Grant Anderson shared with the Board the Little Elm ISD Expenditures over \$50,000 Summary Report. This summary report allows LEISD to purchase products or services from other governmental entities valued over \$50,000 and that have been properly purchased through statutorily authorized methods.

Board Secretary Jason Olson made the first motion to approve the Little Elm ISD Expenditures over \$50,000 Summary Report as submitted. Trustee Alejandro Flores seconded the motion. The motion passed (6-0).

C. Discuss and approve the Little Elm ISD Interlocal Summary Report

Mr. Grant Anderson approached the Board about the Little Elm ISD Interlocal Summary Report. This report allows LEISD to purchase products or services from other governmental entities.

Trustee LeAnna Harding made the first motion to approve the Little Elm ISD Interlocal Summary Report as submitted. Board Vice President David Montemayor seconded the motion. The motion passed (6-0).

D. Discuss and approve Act on Agreement for Purchase of Attendance Credits (Netting Chapter 42 Funding)

Mr. Grant Anderson approached the Board about the Act on Agreement for Purchase of Attendance Credits. The Provision of Chapter 41 of the Texas Education Code limits the wealth per student in average daily attendance to \$514,000 on the compressed tax rate and \$319,500 on the local enrichment tax above 6 cents. Wealth above these limits results in classification as a “property-rich district” and the need for a district to reduce its wealth per student.

Board Vice President David Montemayor made the first motion to approve the Act on Agreement for Purchase of Attendance Credits (Netting Chapter 42 Funding) as submitted. Board Secretary Jason Olson seconded the motion. The motion passed (6-0).

E. Discuss and approve the Set Date, Time and Place for Public Meeting on Budget and Proposed Tax Rate

Mr. Grant Anderson briefed the Board about the Set Date, Time and Place for Public Meeting on Budget and Proposed Tax Rate. The School Districts have a special notice for the public meeting on their proposed tax rate. The notice entitled “Notice of Public Meeting to Discuss Budget and Proposed Tax Rate” is required to be published in the newspaper 10-30 days before the public meeting date. The “Notice of Public Meeting to Discuss Budget and Proposed Tax Rate” requires publication of the board of trustees’ proposed tax rate and the date, time and place of public meeting.

Trustee LeAnna Harding made the first motion to approve the Set Date, Time and Place for Public Meeting on Budget and Proposed Tax Rate as August 21, 2017 at 6:00 pm at the Zellars Center for Learning and Leadership. Board Secretary Jason

Olson seconded the motion. The motion passed (6-0).

F. Discuss and approve the Financial Reports

Mr. Grant Anderson shared with the Board the Financial Reports. The report included the following:

- Financials and Current Activity
- Fund Balance Analysis
- 2016-17 General Fund Budget Recap
- General Fund Budget to Actual Summary
- General Fund – Cash Flow May 2017
- Capital Projects
- Financials in Board Packet

Board Secretary Jason Olson made the first motion to approve the Financial Reports as submitted. Board Vice President David Montemayor seconded the motion. The motion passed (6-0).

G. Discuss and approve the Superintendent's Consent for Reassignment to Superintendent Emeritus

Trustee LeAnna Harding made the first motion to approve the Superintendent's Consent for Reassignment to Superintendent Emeritus as discussed in closed meeting. Board Secretary Jason Olson seconded the motion. The motion passed (6-0).

H. Discuss and approve the Delegation of Authority to Negotiate Superintendent Contract to the Board President

Trustee LeAnna Harding made the first motion to approve the Delegation of Authority to Negotiate Superintendent Contract to the Board President as discussed in closed meeting. Trustee Alejandro Flores seconded the motion. The motion passed (6-0).

I. Discuss and approve the Lone Finalist for the Superintendent Position

Presenter: Little Elm ISD Board of Trustees

Trustee LeAnna Harding made the first motion to approve Mr. Daniel Gallagher as the Lone Finalist for the Superintendent Position as discussed during closed meeting. Board Secretary Jason Olson seconded the motion. The motion passed (6-0).

12. Board President Comments

Ms. Melissa Myers reminded about the upcoming Special Board Meetings. Ms. Myers would like to have a Board Retreat on October and get the Board Operating Procedures finalized.

13. Board Comments

Trustee DeLeon English thanked everyone present for a great year and looking forward for the next year. Mr. English thanked Dr. Tipton and congratulated Mr. Gallagher.

Board Vice President David Montemayor mentioned that he was very happy during the interview process, great leadership. Thanked Dr. Strike for what he's done and for hiring great people

Trustee LeAnna Harding congratulated Mr. Gallagher and thanked those who

participated. Gratitude for Dr. Strike.

14. Superintendent Comments

Dr. Lowell H. Strike applauded the Board for having the faith about having an internal search. The wisdom as well. Core values and mission at heart. Heart for kids and staff. Thanked the Board for their caring heart

15. Adjournment

Trustee LeAnna Harding made the first motion to adjourn the meeting. Trustee DeLeon English seconded the motion. The motion passed (6-0).

The meeting adjourned at 9:21 pm.

Board Agenda Item

Little Elm Independent School District
300 Lobo Lane
Little Elm, Texas 75068

Board Mtg. Date 8-21-2017	Reports of the Superintendent <input type="checkbox"/>	Action Item <input checked="" type="checkbox"/>	Consent Agenda <input type="checkbox"/>	Reports, Routine Monthly <input type="checkbox"/>	Other <input type="checkbox"/>
Subject:	SPECIAL BOARD MEETING MINUTES - 7/12/2017				
Presenter or Contact Person:	Sonia F. Badillo, Superintendent Secretary.				
Policy/Code:	N/A				
Summary:	Board Meeting Minutes for July 12, 2017.				
Financial Implications:	There is no financial impact to the budget.				
Attachments:	Meeting Minutes				
Recommendation:	The Administration recommends the approval of the Special Board Meeting Minutes for July 12, 2017.				
Motion:	I move that the Board approve the attached Special Board Meeting Minutes for July 12, 2017.				

Minutes of Special Meeting

The Board of Trustees Little Elm ISD

A Special Meeting of the Board of Trustees of Little Elm ISD was held Wednesday, July 12, 2017, beginning at 6:30 PM in the Zellars Center for Learning and Leadership.

PRESENT: Board President Melissa Myers, Board Vice President David Montemayor, Board Secretary Jason Olson, Trustee LeAnna Harding, Trustee Dan Blackwood, Trustee Alejandro Flores.

ABSENT: Trustee DeLeon English.

1. Call to Order Open Session in The Skye Room at The Tribute on 1000 Lebanon Road, The Colony, TX 75056. The meeting was called to order by Board President Melissa Myers at 6:58 pm.
2. Discuss and approve Resignation Letter from Superintendent Dr. Lowell H. Strike
Trustee LeAnna Harding made the first motion to approve the Resignation Letter From Superintendent Dr. Lowell H. Strike. Trustee Dan Blackwood seconded the motion. The motion passed (6-0).
3. The Board recessed into Closed Meeting in The Skye Room as permitted by the Texas Open Meetings Act Code Subchapter 551.074 at 6:59 pm. The Board discussed:
 - A. Personnel - Interviews for Superintendent
The Board reconvened at 8:29 pm.
4. Adjournment
Trustee Dan Blackwood made the first motion to adjourn the meeting at 8:29 pm. Trustee Alejandro Flores seconded the motion. The motion passed (6-0).

Board Agenda Item

Little Elm Independent School District
300 Lobo Lane
Little Elm, Texas 75068

Board Mtg. Date 8-21-2017	Reports of the Superintendent <input type="checkbox"/>	Action Item <input checked="" type="checkbox"/>	Consent Agenda <input type="checkbox"/>	Reports, Routine Monthly <input type="checkbox"/>	Other <input type="checkbox"/>
Subject:	SPECIAL BOARD MEETING MINUTES - 7/13/2017				
Presenter or Contact Person:	Sonia F. Badillo, Superintendent Secretary.				
Policy/Code:	N/A				
Summary:	Board Meeting Minutes for July 13, 2017.				
Financial Implications:	There is no financial impact to the budget.				
Attachments:	Meeting Minutes				
Recommendation:	The Administration recommends the approval of the Special Board Meeting Minutes for July 13, 2017.				
Motion:	I move that the Board approve the attached Special Board Meeting Minutes for July 13, 2017.				

Minutes of Special Meeting

The Board of Trustees Little Elm ISD

A Special Meeting of the Board of Trustees of Little Elm ISD was held Thursday, July 13, 2017, beginning at 6:30 PM in the Zellars Center for Learning and Leadership.

PRESENT: Board President Melissa Myers, Board Vice President David Montemayor, Board Secretary Jason Olson, Trustee LeAnna Harding, Trustee Dan Blackwood, Trustee Alejandro Flores.

ABSENT: Trustee DeLeon English.

1. Call to Order Open Session in The Skye Room at The Tribute on 1000 Lebanon Road, The Colony, TX 75056. The meeting was called to order by Board President Melissa Myers at 6:52 pm.
2. The Board recessed into Closed Meeting in The Skye Room as permitted by the Texas Open Meetings Act Code Subchapter 551.074 at 6:52 pm. The Board discussed:
 - A. Personnel - Interviews for Superintendent
The Board reconvened at 8:55 pm.
3. Adjournment
Trustee LeAnna Harding made the first motion to approve the adjournment of the meeting. Trustee Dan Blackwood seconded the motion. The motion passed (6-0).

Board Agenda Item

Little Elm Independent School District
300 Lobo Lane
Little Elm, Texas 75068

	Reports of the Superintendent	Action Item	Consent Agenda	Reports, Routine Monthly	Other
Board Mtg. Date 8-21-2017	<input type="checkbox"/>	<input checked="" type="checkbox"/>	<input type="checkbox"/>	<input type="checkbox"/>	<input type="checkbox"/>
Subject:	SPECIAL BOARD MEETING MINUTES - 8/10/2017				
Presenter or Contact Person:	Sonia F. Badillo, Superintendent Secretary.				
Policy/Code:	N/A				
Summary:	Board Meeting Minutes for August 10, 2017.				
Financial Implications:	There is no financial impact to the budget.				
Attachments:	Meeting Minutes				
Recommendation:	The Administration recommends the approval of the Special Board Meeting Minutes for August 10, 2017.				
Motion:	I move that the Board approve the attached Special Board Meeting Minutes for August 10, 2017.				

Minutes of Special Meeting

The Board of Trustees Little Elm ISD

A Special Meeting of the Board of Trustees of Little Elm ISD was held Thursday, August 10, 2017, beginning at 6:30 PM in the Zellars Center for Learning and Leadership.

PRESENT: Board President Melissa Myers, Board Vice President David Montemayor, Board Secretary Alejandro Flores, Trustee LeAnna Harding, Trustee Dan Blackwood, Trustee Alejandro Flores, Trustee DeLeon English and Superintendent Daniel Gallagher.

1. Call to Order Open Session in PL1 at Zellars Center for Learning and Leadership on 300 Lobo Lane, Little Elm, Texas 75068. Board President Melissa Myers called the meeting to order at 6:35 pm.
2. Discuss Little Elm ISD Long-Range Facilities Planning Committee Recommendation and the Potential Calling of a Bond Referendum
Superintendent Daniel Gallagher and Mr. Grant Anderson approached the Board about the Little Elm ISD Long-Range Facilities Planning Committee Recommendation and the Potential Calling of a Bond Referendum. Mr. Rob Collins also shared a presentation.
3. DISCUSS AND APPROVE THE ORDER OF CALLING A BOND ELECTION TO BE HELD WITHIN THE DISTRICT; MAKING PROVISIONS FOR THE CONDUCT AND THE GIVING OF NOTICE OF THE ELECTION; AND CONTAINING OTHER PROVISIONS RELATING THERETO
Board Secretary Jason Olson made the first motion to approve the Order of Calling a Bond Election to be held within the District; making provisions for the conduct and the giving of Notice of the Election; and containing other provisions relating thereto. Trustee LeAnna Harding seconded the motion. The motion passed (7-0).
4. Adjournment
Trustee LeAnna Harding made the first motion to approve the adjournment of the meeting. Trustee Dan Blackwood seconded the motion. The motion passed (7-0). The meeting adjourned at 7:02 pm.

Board Agenda Item

Little Elm Independent School District
300 Lobo Lane
Little Elm, Texas 75068

Board Mtg. Date 8-21-2017	Reports of the Superintendent <input type="checkbox"/>	Action Item <input checked="" type="checkbox"/>	Consent Agenda <input type="checkbox"/>	Reports, Routine Monthly <input type="checkbox"/>	Other <input type="checkbox"/>
Subject:	SPECIAL BOARD MEETING MINUTES - 8/08/2017				
Presenter or Contact Person:	Sonia F. Badillo, Superintendent Secretary.				
Policy/Code:	N/A				
Summary:	Board Meeting Minutes for August 8, 2017.				
Financial Implications:	There is no financial impact to the budget.				
Attachments:	Meeting Minutes				
Recommendation:	The Administration recommends the approval of the Special Board Meeting Minutes for August 8, 2017.				
Motion:	I move that the Board approve the attached Special Board Meeting Minutes for August 8, 2017.				

Minutes of Special Meeting

The Board of Trustees Little Elm ISD

A Special Meeting of the Board of Trustees of Little Elm ISD was held Tuesday, August 8, 2017, beginning at 7:30 AM in the Zellars Center for Learning and Leadership.

PRESENT: Board President Melissa Myers, Board Vice President David Montemayor, Board Secretary Jason Olson, Trustee LeAnna Harding, Trustee Dan Blackwood, Trustee Alejandro Flores.

LATE: Trustee DeLeon English.

1. Call to Order Open Session in PL1 at Zellars Center for Learning and Leadership on 300 Lobo Lane, Little Elm, Texas 75068. Board President Melissa Myers called the meeting to order at 7:30 pm.
2. Adjournment to closed session pursuant to Texas Government Code Section:
The Board recessed into closed session at 7:31 am.

Pursuant to Texas Government Code Sections 551.071, to consult with the District's attorney, in person or by phone, on a matter in which the duty of the attorney to the District under the Texas Disciplinary Rules of Professional Conduct of the State Bar of Texas clearly conflicts with Chapter 551 of the Texas Local Government Code. Pursuant to the Texas Government Code Sections 551.074 for the purpose of considering the appointment, employment, evaluation, reassignment, duties, discipline, or dismissal of a public officer, employee, or to hear complaints of charges against a public officer or employee.

- A. Discussion and Consideration of Candidate (s) for the Position of Superintendent
The Board reconvened at 7:37 am.

3. Reconvene to Open Session
 - A. Consider Hiring for the Position of Superintendent
Board Vice President David Montemayor made the first motion to approve the Hiring of Mr. Daniel Gallagher for the Position of Superintendent. Trustee Dan Blackwood seconded the motion. The motion passed (7-0).
4. Adjournment
Trustee LeAnna Harding made the first motion to adjourn the meeting. Trustee DeLeon English seconded the motion. The motion passed (7-0).
The meeting adjourned at 7:38 am.

Board Agenda Item

Little Elm Independent School District
300 Lobo Lane
Little Elm, Texas 75068

	Reports of the Superintendent	Action Item	Consent Agenda	Reports, Routine Monthly	Other
Board Mtg. Date 8-21-2017	<input checked="" type="checkbox"/>	<input type="checkbox"/>	<input type="checkbox"/>	<input type="checkbox"/>	<input type="checkbox"/>
Subject:	2017-2018 FIRST DAY OF SCHOOL SUMMARY				
Presenter or Contact Person:	Ross Roberts, Assistant Superintendent for Student and Administrative Services				
Policy/Code:	BJA (LOCAL)				
Summary:	This report is a summary of our first day of school in LEISD. Mr. Roberts will give a summary of the elementary and secondary highlights from the first day of school.				
Financial Implications:	There is no financial impact to the budget.				
Attachments:	N/A				
Recommendation:	Item is for informational purposes only. No recommendation is necessary.				
Motion:	Item is for informational purposes only. No motion is necessary.				

Board Agenda Item

Little Elm Independent School District
300 Lobo Lane
Little Elm, Texas 75068

	Reports of the Superintendent	Action Item	Consent Agenda	Reports, Routine Monthly	Other
Board Mtg. Date 08-21-2017	<input checked="" type="checkbox"/>	<input type="checkbox"/>	<input type="checkbox"/>	<input type="checkbox"/>	<input type="checkbox"/>
Subject:	2017 LEISD STATE TESTING RESULTS AND ACCOUNTABILITY RATINGS				
Presenter or Contact Person:	Dr. Cyndy A. Mika, Assistant Superintendent for School Improvement and Accountability				
Policy/Code:	N/A				
Summary:	The State of Texas Assessment of Academic Readiness (STAAR_ was administered in the 2017 spring semester to grades 3-8 and End of Course classes in accordance with state guidelines. Results have been received by LEISD and are enclosed for review. Accountability ratings for the 2016-2017 school year were assigned on August 15 and will be included in this report.				
Financial Implications:	There is no financial impact to the budget.				
Attachments:	<ol style="list-style-type: none">1. 2017 LEISD State Testing Results2. 2017 LEISD Accountability Ratings Report3. 2017 LEISD State Testing Results and Accountability Ratings Power Point				
Recommendation:	Item is for informational purposes only. No recommendation is necessary.				
Motion:	Item is for informational purposes only. No motion is necessary.				

2017 District STAAR Performance Summary

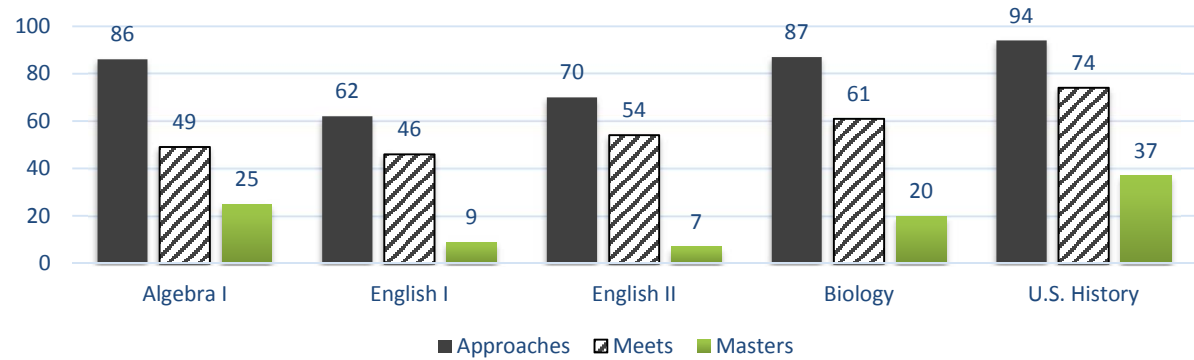
End-of-Course (EOC)			
	Approaches	Meets	Masters
Algebra I	86	49	25
English I	62	46	9
English II	70	54	7
Biology	87	61	20
U.S. History	94	74	37

Notes

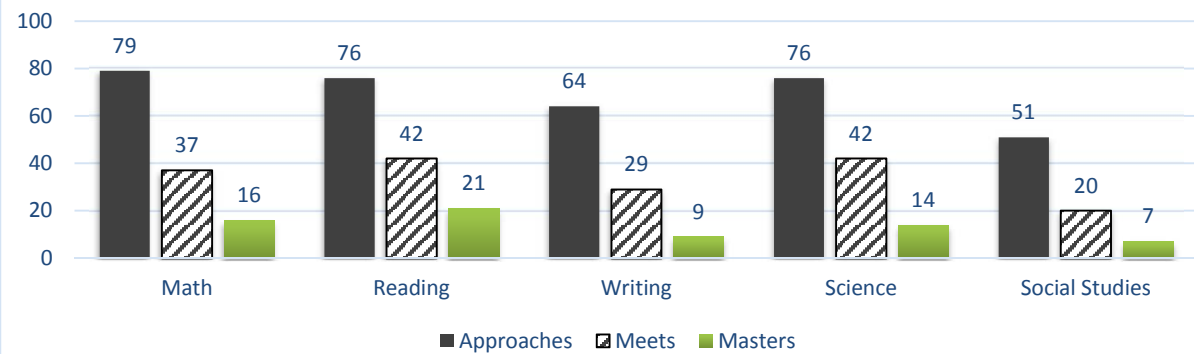
Grades 3-8			
	Approaches	Meets	Masters
Math	79	37	16
Reading	76	42	21
Writing	64	29	9
Science	76	42	14
Social Studies	51	20	7

Notes

EOC



Grades 3-8



2017 STAAR Performance

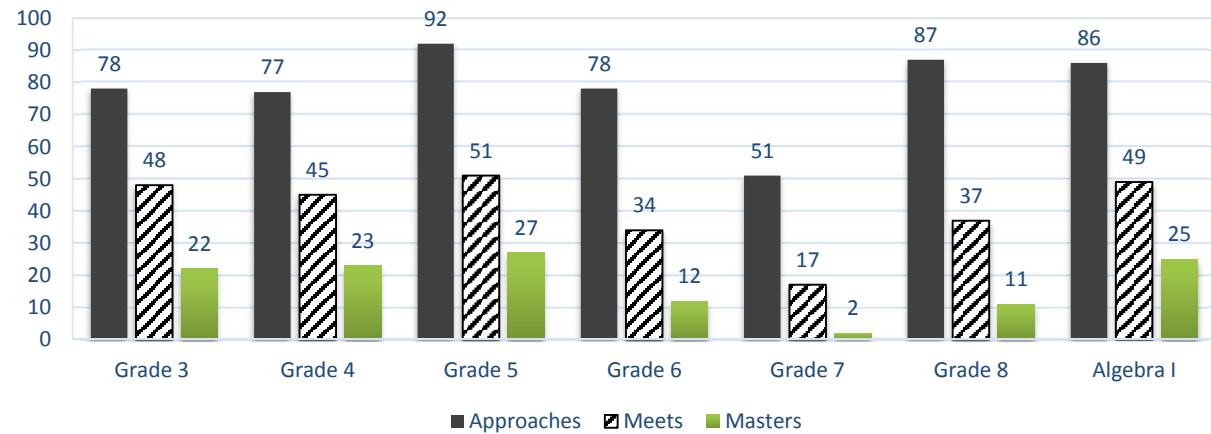
Math			
	Approaches	Meets	Masters
Grade 3	78	48	22
Grade 4	77	45	23
Grade 5	92	51	27
Grade 6	78	34	12
Grade 7	51	17	2
Grade 8	87	37	11
Algebra I	86	49	25

Notes

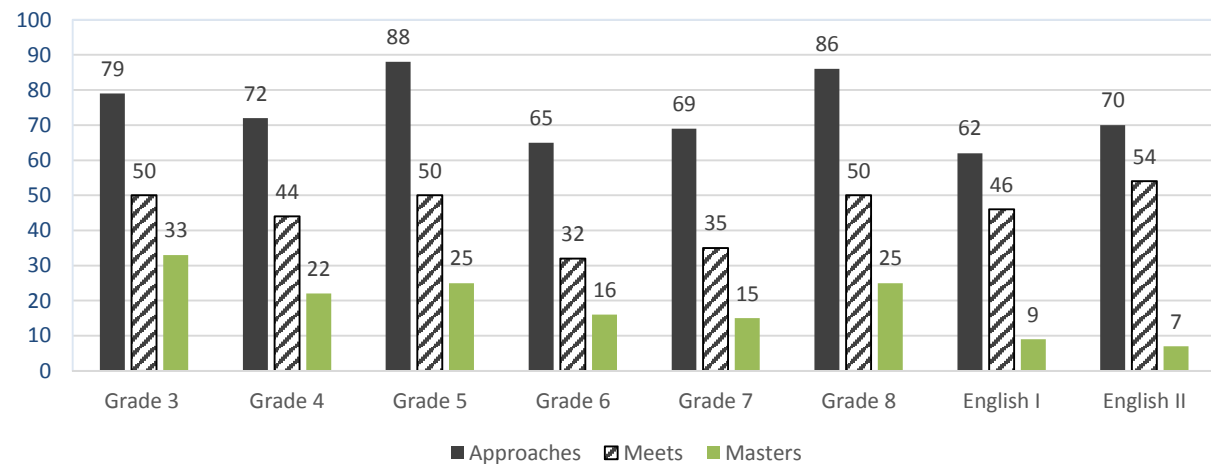
Reading			
	Approaches	Meets	Masters
Grade 3	79	50	33
Grade 4	72	44	22
Grade 5	88	50	25
Grade 6	65	32	16
Grade 7	69	35	15
Grade 8	86	50	25
English I	62	46	9
English II	70	54	7

Notes

Math



Reading



2017 STAAR Performance

Writing			
	Approaches	Meets	Masters
Grade 4	63	28	8
Grade 7	65	30	10

Notes

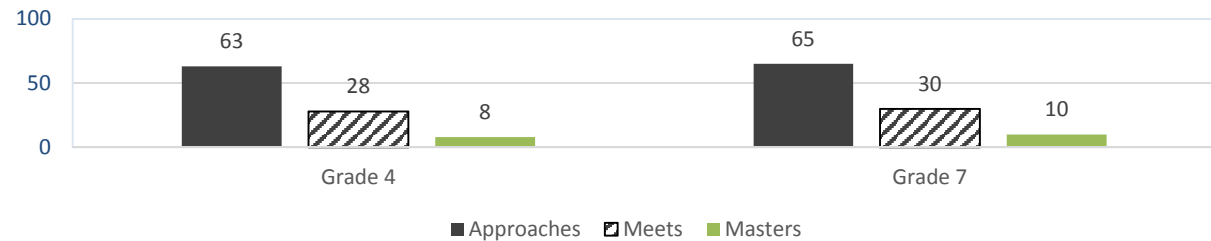
Science			
	Approaches	Meets	Masters
Grade 5	82	44	17
Grade 8	69	40	11
Biology	87	61	20

Notes

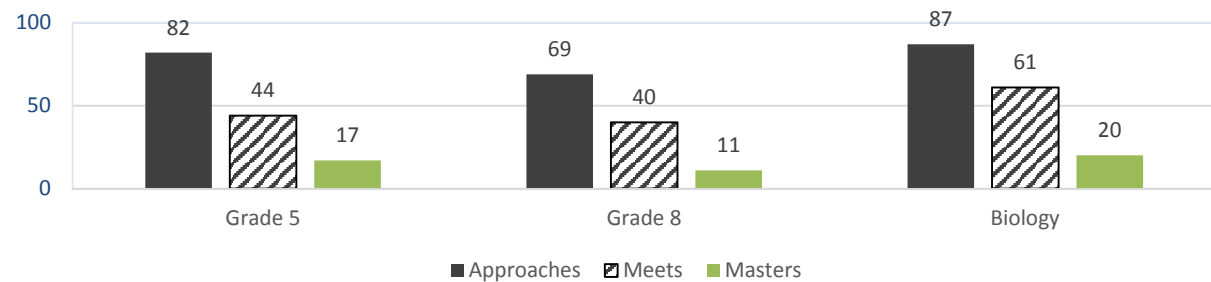
Social Studies			
	Approaches	Meets	Masters
Grade 8 SS	51	20	7
US History	94	74	37

Notes

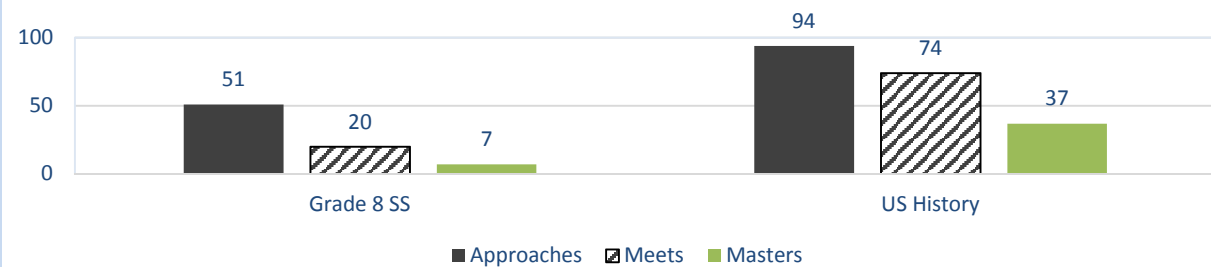
Writing



Science



Social Studies



2017 Longitudinal STAAR Performance

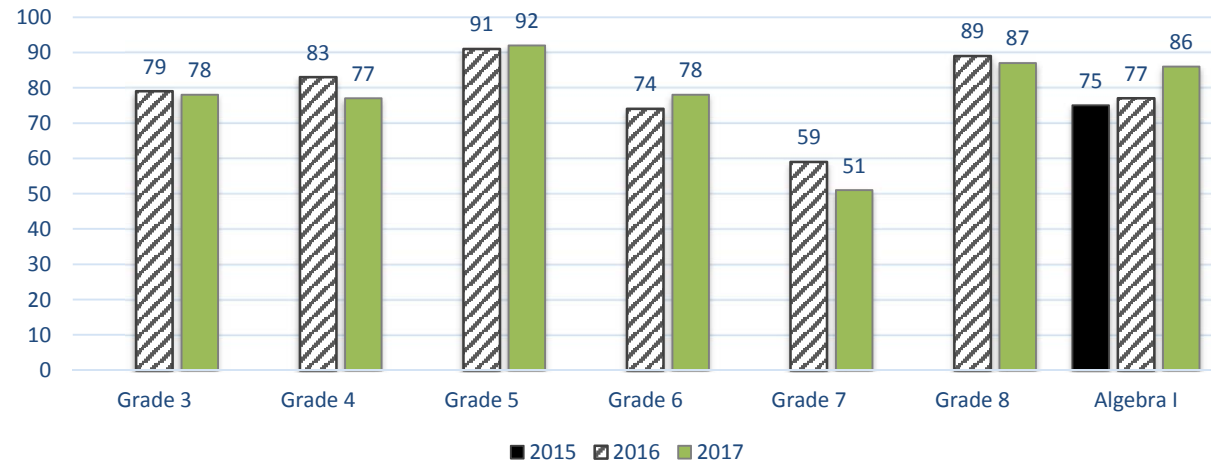
Math			
	2015	2016	2017
Grade 3		79	78
Grade 4		83	77
Grade 5		91	92
Grade 6		74	78
Grade 7		59	51
Grade 8		89	87
Algebra I	75	77	86

Notes

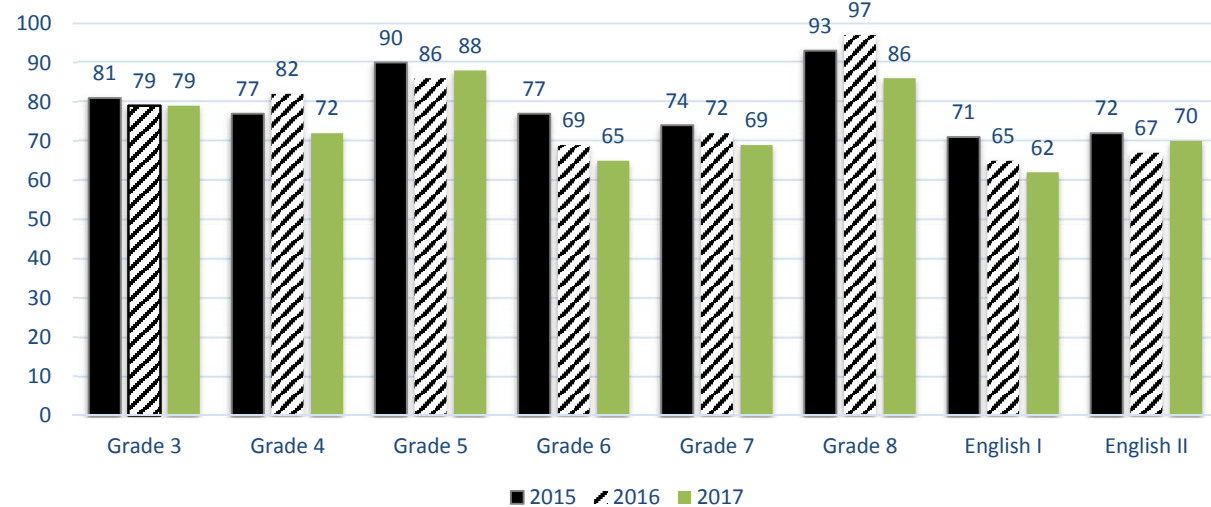
Reading			
	2015	2016	2017
Grade 3	81	79	79
Grade 4	77	82	72
Grade 5	90	86	88
Grade 6	77	69	65
Grade 7	74	72	69
Grade 8	93	97	86
English I	71	65	62
English II	72	67	70

Notes

Math - Passing Standard



Reading - Passing Standard



2017 Longitudinal STAAR Performance

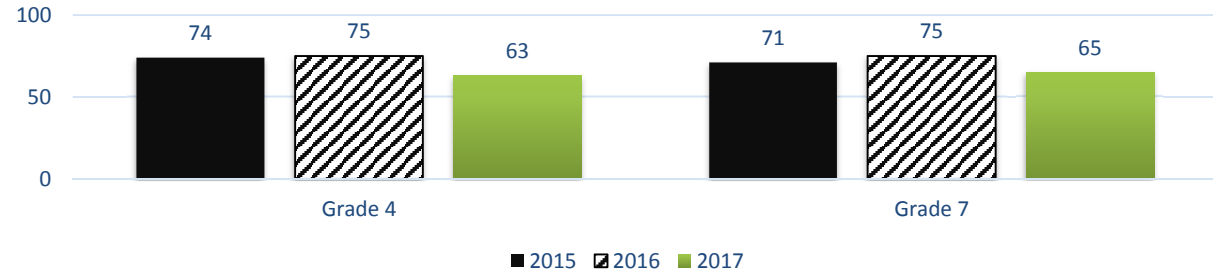
Writing			
	2015	2016	2017
Grade 4	74	75	63
Grade 7	71	75	65

Notes

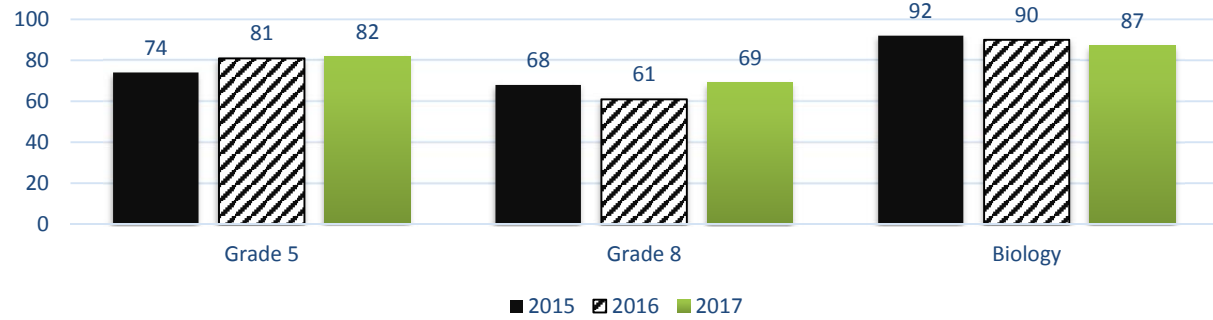
Science			
	2015	2016	2017
Grade 5	74	81	82
Grade 8	68	61	69
Biology	92	90	87

Notes

Writing - Passing Standard

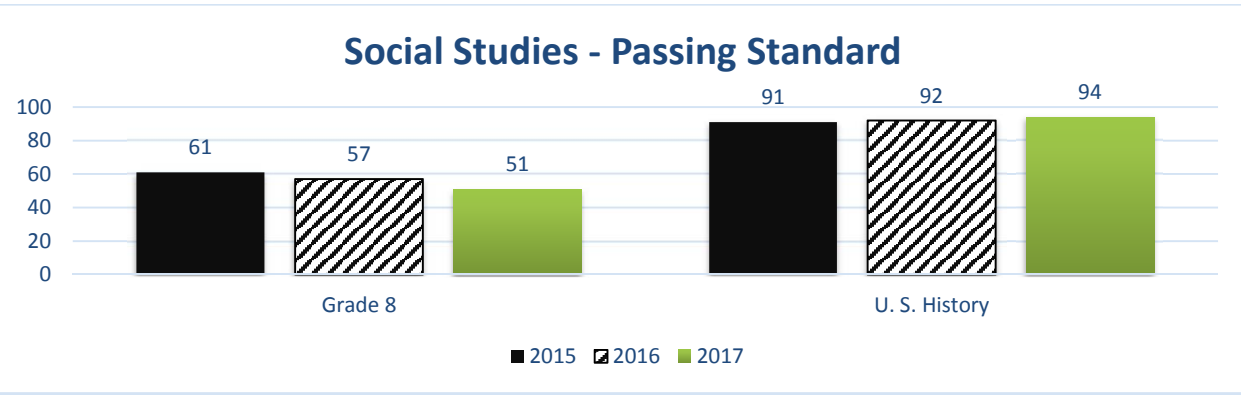


Science - Passing Standard



2017 Longitudinal STAAR Performance

Social Studies			
	2015	2016	2017
Grade 8	61	57	51
U. S. History	91	92	94
Notes			



**TEXAS EDUCATION AGENCY
DEPARTMENT OF PERFORMANCE REPORTING
PRELIMINARY 2017 ACCOUNTABILITY RATINGS AS OF August 15, 2017**

LITTLE ELM ISD

District/Campus Name	District/ Campus Number	2017 Accountability Rating	Distinctions											
			Indexes*				Read/ ELA	Math	Science	Social Studies	Student Progress	Post Gap	Secondary	Num Met of Num Eval
			1	2	3	4								
LITTLE ELM ISD	061914	Met Standard	Y	Y	Y	Y							○	0 of 1
LITTLE ELM H S	001	Met Standard	Y	Y	Y	Y	○	○	○	○	●	○	○	1 of 7
DENTON CO J J A E P	002	Not Rated												0 of 0
LAKESIDE MIDDLE	041	Met Standard	Y	Y	Y	Y	○	○	○	○	○	○	○	0 of 7
PRESTWICK K-8 STEM A	042	Met Standard	Y	Y	Y	Y	○	○	○		○	○	○	0 of 6
D H BRENT EL	103	Met Standard	Y	Y	Y	Y	○	○	○		○	○	○	0 of 6
CESAR CHAVEZ EL	104	Met Standard	Y	Y	Y	Y	○	○	●		○	○	○	1 of 6
HACKBERRY EL	105	Met Standard	Y	Y	Y	Y	○	○	○		○	○	○	0 of 6
LAKEVIEW EL	107	Met Standard	Y	Y	Y	Y	○	○	○		●	○	○	1 of 6
OAK POINT EL	108	Met Standard	Y	Y	Y	Y	○	○	○		○	●	○	1 of 6

Campus Total = 9

TEXAS EDUCATION AGENCY

2017 Accountability Summary

LITTLE ELM ISD (061914)

Accountability Rating

Met Standard

Met Standards on

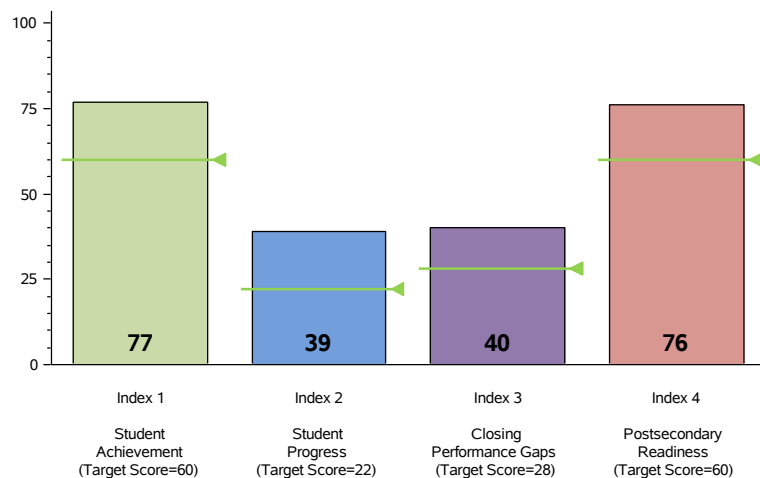
- Student Achievement
- Student Progress
- Closing Performance Gaps
- Postsecondary Readiness

Did Not Meet Standards on

- NONE

In 2017, to receive a Met Standard or Met Alternative Standard rating, districts and campuses must meet targets on three indexes: Index 1 **or** Index 2 **and** Index 3 **and** Index 4.

Performance Index Report



Distinction Designation

Postsecondary Readiness

Percent of Eligible Measures in Top Quartile
2 out of 16 = 13%

NO DISTINCTION EARNED

Performance Index Summary

Index	Points Earned	Maximum Points	Index Score
1 - Student Achievement	9,382	12,220	77
2 - Student Progress	630	1,600	39
3 - Closing Performance Gaps	1,201	3,000	40
4 - Postsecondary Readiness			
STAAR Score	13.1		
Graduation Rate Score	23.3		
Graduation Plan Score	20.3		
Postsecondary Component Score	19.3		76

System Safeguards

Number and Percentage of Indicators Met	
Performance Rates	34 out of 43 = 79%
Participation Rates	18 out of 18 = 100%
Graduation Rates	6 out of 6 = 100%
Met Federal Limits on Alternative Assessments	1 out of 1 = 100%
Total	59 out of 68 = 87%

For further information about this report, please see the Performance Reporting website at <https://rptsvr1.tea.texas.gov/perfreport/account/2017/index.html>

TEXAS EDUCATION AGENCY
2017 Accountability Summary
 LITTLE ELM H S (061914001) - LITTLE ELM ISD

Accountability Rating

Met Standard

Met Standards on

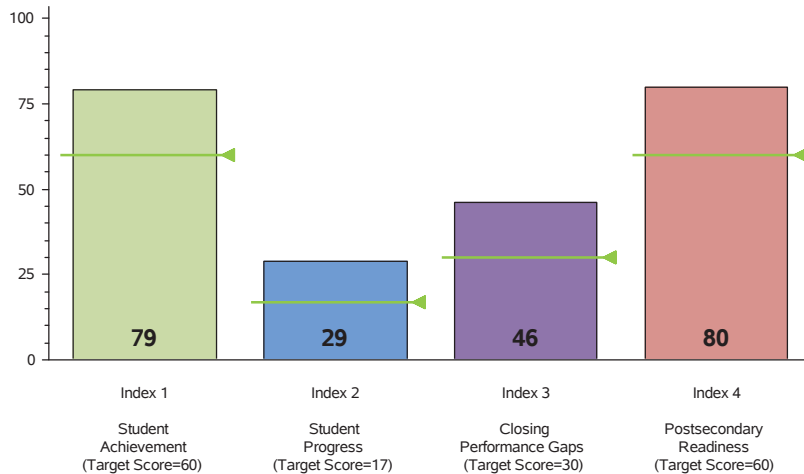
- Student Achievement
- Student Progress
- Closing Performance Gaps
- Postsecondary Readiness

Did Not Meet Standards on

- NONE

In 2017, to receive a Met Standard or Met Alternative Standard rating, districts and campuses must meet targets on three indexes: Index 1 **or** Index 2 **and** Index 3 **and** Index 4.

Performance Index Report



Performance Index Summary

Index	Points Earned	Maximum Points	Index Score
1 - Student Achievement	2,363	2,980	79
2 - Student Progress	462	1,600	29
3 - Closing Performance Gaps	1,106	2,400	46
4 - Postsecondary Readiness			
STAAR Score	17.3		
Graduation Rate Score	23.3		
Graduation Plan Score	20.3		
Postsecondary Component Score	19.3		80

Distinction Designation



Academic Achievement in ELA/Reading

NO DISTINCTION EARNED

Academic Achievement in Mathematics

NO DISTINCTION EARNED

Academic Achievement in Science

NO DISTINCTION EARNED

Academic Achievement in Social Studies

NO DISTINCTION EARNED

Top 25 Percent Student Progress

DISTINCTION EARNED

Top 25 Percent Closing Performance Gaps

NO DISTINCTION EARNED

Postsecondary Readiness

NO DISTINCTION EARNED

Campus Demographics

Campus Type	High School
Campus Size	2,038 Students
Grade Span	09 - 12
Percent Economically Disadvantaged	42.3
Percent English Language Learners	5.2
Mobility Rate	11.2
Percent Served by Special Education	8.7
Percent Enrolled in an Early College High School Program	0.0

System Safeguards

Number and Percentage of Indicators Met

Performance Rates	25 out of 30 = 83%
Participation Rates	16 out of 16 = 100%
Graduation Rates	6 out of 6 = 100%
Total	47 out of 52 = 90%

For further information about this report, please see the Performance Reporting website at <https://rptsvr1.tea.texas.gov/perfreport/account/2017/index.html>

TEXAS EDUCATION AGENCY
2017 Accountability Summary
DENTON CO J J A E P (061914002) - LITTLE ELM ISD

Accountability Rating

Not Rated

Met Standards on

- NONE

Did Not Meet Standards on

- NONE

In 2017, to receive a Met Standard or Met Alternative Standard rating, districts and campuses must meet targets on three indexes: Index 1 or Index 2 and Index 3 and Index 4.

Distinction Designation

Academic Achievement in ELA/Reading

NOT ELIGIBLE

Academic Achievement in Mathematics

NOT ELIGIBLE

Academic Achievement in Science

NOT ELIGIBLE

Academic Achievement in Social Studies

NOT ELIGIBLE

Top 25 Percent Student Progress

NOT ELIGIBLE


Top 25 Percent Closing Performance Gaps

NOT ELIGIBLE

Postsecondary Readiness

NOT ELIGIBLE

Performance Index Report



Campus Demographics

Campus Type	Elementary/Secondary
Campus Size	5 Students
Grade Span	06 - 11
Percent Economically Disadvantaged	0.0
Percent English Language Learners	20.0
Mobility Rate	87.5
Percent Served by Special Education	40.0
Percent Enrolled in an Early College High School Program	0.0

Performance Index Summary

Index	Points Earned	Maximum Points	Index Score
1 - Student Achievement	N/A	N/A	N/A
2 - Student Progress	N/A	N/A	N/A
3 - Closing Performance Gaps	N/A	N/A	N/A
4 - Postsecondary Readiness			
STAAR Score	N/A		
Graduation Rate Score	N/A		
Graduation Plan Score	N/A		
Postsecondary Component Score	N/A		N/A

System Safeguards

Number and Percentage of Indicators Met

Performance Rates	N/A
Participation Rates	N/A
Graduation Rates	N/A
Total	N/A

For further information about this report, please see the Performance Reporting website at <https://rptsrv1.tea.texas.gov/perfreport/account/2017/index.html>

TEXAS EDUCATION AGENCY
2017 Accountability Summary
LAKE SIDE MIDDLE (061914041) - LITTLE ELM ISD

Accountability Rating

Met Standard

Met Standards on

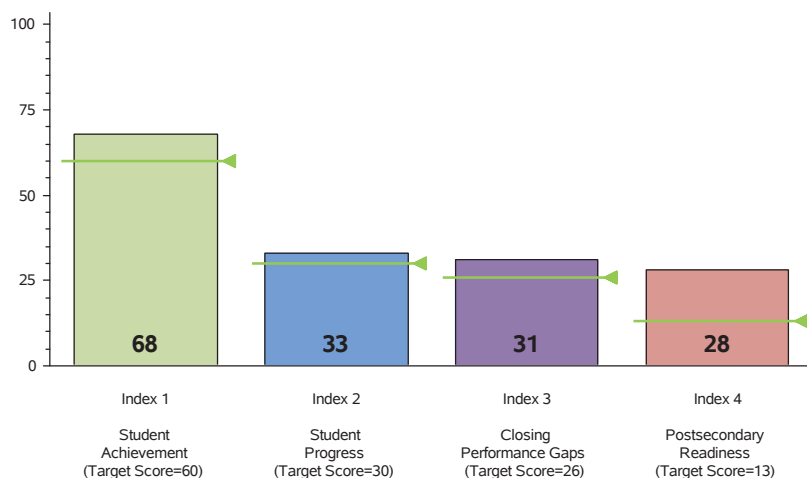
- Student Achievement
- Student Progress
- Closing Performance Gaps
- Postsecondary Readiness

Did Not Meet Standards on

- NONE

In 2017, to receive a Met Standard or Met Alternative Standard rating, districts and campuses must meet targets on three indexes: Index 1 **or** Index 2 **and** Index 3 **and** Index 4.

Performance Index Report



Performance Index Summary

Index	Points Earned	Maximum Points	Index Score
1 - Student Achievement	2,437	3,570	68
2 - Student Progress	523	1,600	33
3 - Closing Performance Gaps	936	3,000	31
4 - Postsecondary Readiness			
STAAR Score	27.6		
Graduation Rate Score	N/A		
Graduation Plan Score	N/A		
Postsecondary Component Score	N/A		28

Distinction Designation

Academic Achievement in ELA/Reading

NO DISTINCTION EARNED

Academic Achievement in Mathematics

NO DISTINCTION EARNED

Academic Achievement in Science

NO DISTINCTION EARNED

Academic Achievement in Social Studies

NO DISTINCTION EARNED

Top 25 Percent Student Progress

NO DISTINCTION EARNED

Top 25 Percent Closing Performance Gaps

NO DISTINCTION EARNED

Postsecondary Readiness

NO DISTINCTION EARNED

Campus Demographics

Campus Type	Middle School
Campus Size	1,252 Students
Grade Span	06 - 08
Percent Economically Disadvantaged	51.3
Percent English Language Learners	15.7
Mobility Rate	11.4
Percent Served by Special Education	9.2
Percent Enrolled in an Early College High School Program	0.0

System Safeguards

Number and Percentage of Indicators Met

Performance Rates	19 out of 37 = 51%
Participation Rates	16 out of 16 = 100%
Graduation Rates	N/A
Total	35 out of 53 = 66%

For further information about this report, please see the Performance Reporting website at <https://rptsrv1.tea.texas.gov/perfreport/account/2017/index.html>

TEXAS EDUCATION AGENCY

2017 Accountability Summary

PRESTWICK K-8 STEM ACADEMY (061914042) - LITTLE ELM ISD

Accountability Rating

Met Standard

Met Standards on

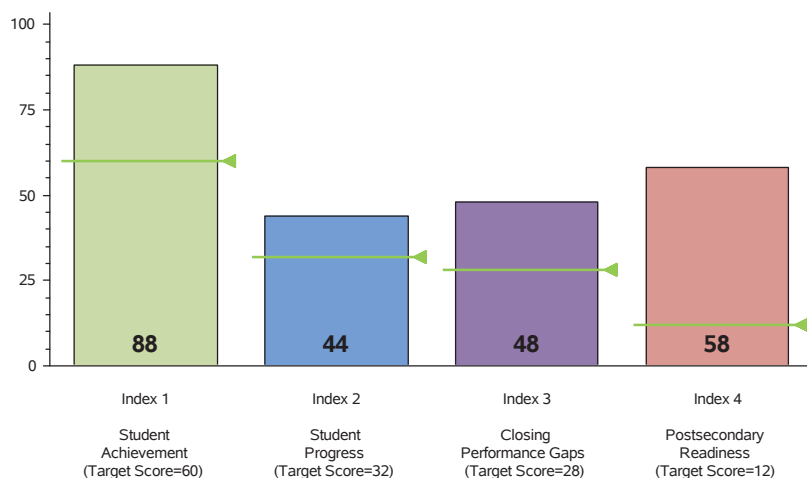
- Student Achievement
- Student Progress
- Closing Performance Gaps
- Postsecondary Readiness

Did Not Meet Standards on

- NONE

In 2017, to receive a Met Standard or Met Alternative Standard rating, districts and campuses must meet targets on three indexes: Index 1 **or** Index 2 **and** Index 3 **and** Index 4.

Performance Index Report



Performance Index Summary

Index	Points Earned	Maximum Points	Index Score
1 - Student Achievement	1,331	1,509	88
2 - Student Progress	708	1,600	44
3 - Closing Performance Gaps	1,346	2,800	48
4 - Postsecondary Readiness			
STAAR Score	58.0		
Graduation Rate Score	N/A		
Graduation Plan Score	N/A		
Postsecondary Component Score	N/A		58

Distinction Designation

Academic Achievement in ELA/Reading

NO DISTINCTION EARNED

Academic Achievement in Mathematics

NO DISTINCTION EARNED

Academic Achievement in Science

NO DISTINCTION EARNED

Academic Achievement in Social Studies

NOT ELIGIBLE

Top 25 Percent Student Progress

NO DISTINCTION EARNED

Top 25 Percent Closing Performance Gaps

NO DISTINCTION EARNED

Postsecondary Readiness

NO DISTINCTION EARNED

Campus Demographics

Campus Type	Elementary
Campus Size	755 Students
Grade Span	KG - 08
Percent Economically Disadvantaged	15.0
Percent English Language Learners	9.8
Mobility Rate	6.0
Percent Served by Special Education	4.1
Percent Enrolled in an Early College High School Program	0.0

System Safeguards

Number and Percentage of Indicators Met

Performance Rates	26 out of 28 = 93%
Participation Rates	14 out of 14 = 100%
Graduation Rates	N/A
Total	40 out of 42 = 95%

For further information about this report, please see the Performance Reporting website at <https://rptsrv1.tea.texas.gov/perfreport/account/2017/index.html>

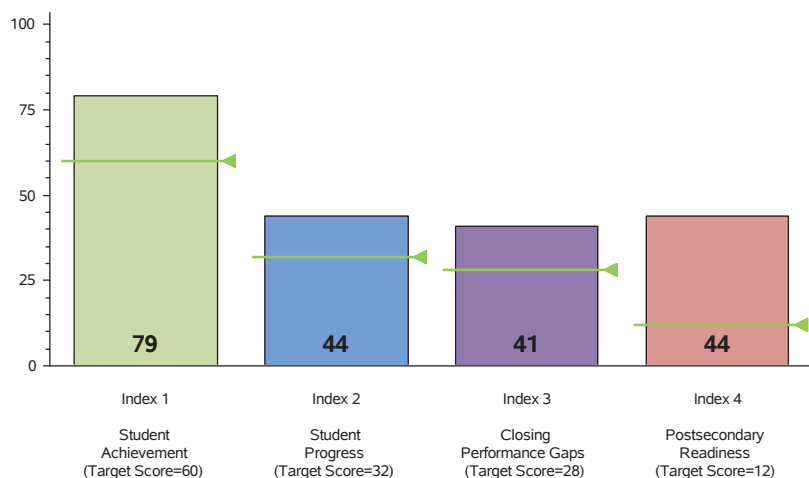
TEXAS EDUCATION AGENCY
2017 Accountability Summary
D H BRENT EL (061914103) - LITTLE ELM ISD

Accountability Rating

Met Standard

Met Standards on	Did Not Meet Standards on
<ul style="list-style-type: none"> - Student Achievement - Student Progress - Closing Performance Gaps - Postsecondary Readiness 	<ul style="list-style-type: none"> - NONE
In 2017, to receive a Met Standard or Met Alternative Standard rating, districts and campuses must meet targets on three indexes: Index 1 or Index 2 and Index 3 and Index 4.	

Performance Index Report



Performance Index Summary

Index	Points Earned	Maximum Points	Index Score
1 - Student Achievement	690	868	79
2 - Student Progress	617	1,400	44
3 - Closing Performance Gaps	813	2,000	41
4 - Postsecondary Readiness			
STAAR Score	43.5		
Graduation Rate Score	N/A		
Graduation Plan Score	N/A		
Postsecondary Component Score	N/A		44

Distinction Designation

Academic Achievement in ELA/Reading
NO DISTINCTION EARNED
Academic Achievement in Mathematics
NO DISTINCTION EARNED
Academic Achievement in Science
NO DISTINCTION EARNED
Academic Achievement in Social Studies
NOT ELIGIBLE
Top 25 Percent Student Progress
NO DISTINCTION EARNED
Top 25 Percent Closing Performance Gaps
NO DISTINCTION EARNED
Postsecondary Readiness
NO DISTINCTION EARNED

Campus Demographics

Campus Type	Elementary
Campus Size	666 Students
Grade Span	PK - 05
Percent Economically Disadvantaged	46.2
Percent English Language Learners	28.1
Mobility Rate	13.7
Percent Served by Special Education	7.7
Percent Enrolled in an Early College High School Program	0.0

System Safeguards

Number and Percentage of Indicators Met	
Performance Rates	17 out of 22 = 77%
Participation Rates	14 out of 14 = 100%
Graduation Rates	N/A
Total	31 out of 36 = 86%

For further information about this report, please see the Performance Reporting website at <https://rptsrv1.tea.texas.gov/perfreport/account/2017/index.html>

TEXAS EDUCATION AGENCY
2017 Accountability Summary
CESAR CHAVEZ EL (061914104) - LITTLE ELM ISD

Accountability Rating

Met Standard

Met Standards on

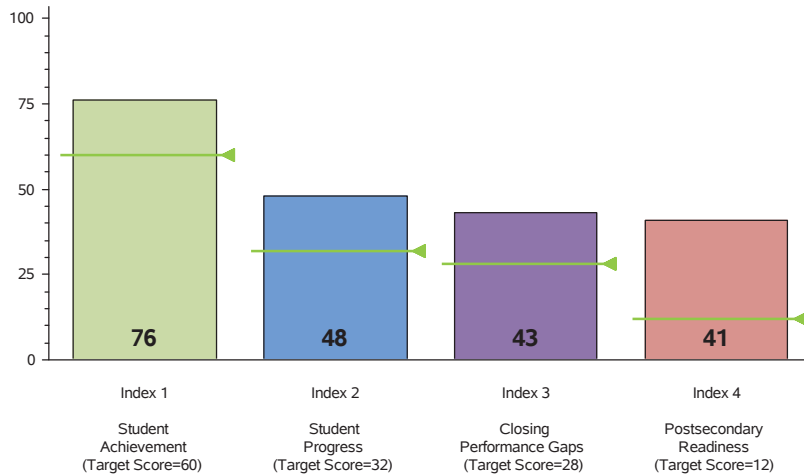
- Student Achievement
- Student Progress
- Closing Performance Gaps
- Postsecondary Readiness

Did Not Meet Standards on

- NONE

In 2017, to receive a Met Standard or Met Alternative Standard rating, districts and campuses must meet targets on three indexes: Index 1 **or** Index 2 **and** Index 3 **and** Index 4.

Performance Index Report



Performance Index Summary

Index	Points Earned	Maximum Points	Index Score
1 - Student Achievement	658	861	76
2 - Student Progress	575	1,200	48
3 - Closing Performance Gaps	862	2,000	43
4 - Postsecondary Readiness			
STAAR Score	40.8		
Graduation Rate Score	N/A		
Graduation Plan Score	N/A		
Postsecondary Component Score	N/A		41

Distinction Designation



Academic Achievement in ELA/Reading

NO DISTINCTION EARNED

Academic Achievement in Mathematics

NO DISTINCTION EARNED

Academic Achievement in Science

DISTINCTION EARNED

Academic Achievement in Social Studies

NOT ELIGIBLE

Top 25 Percent Student Progress

NO DISTINCTION EARNED

Top 25 Percent Closing Performance Gaps

NO DISTINCTION EARNED

Postsecondary Readiness

NO DISTINCTION EARNED

Campus Demographics

Campus Type	Elementary
Campus Size	720 Students
Grade Span	EE - 05
Percent Economically Disadvantaged	37.6
Percent English Language Learners	15.8
Mobility Rate	12.6
Percent Served by Special Education	11.7
Percent Enrolled in an Early College High School Program	0.0

System Safeguards

Number and Percentage of Indicators Met

Performance Rates	17 out of 20 = 85%
Participation Rates	12 out of 12 = 100%
Graduation Rates	N/A
Total	29 out of 32 = 91%

For further information about this report, please see the Performance Reporting website at <https://rptsrv1.tea.texas.gov/perfreport/account/2017/index.html>

TEXAS EDUCATION AGENCY
2017 Accountability Summary
HACKBERRY EL (061914105) - LITTLE ELM ISD

Accountability Rating

Met Standard

Met Standards on

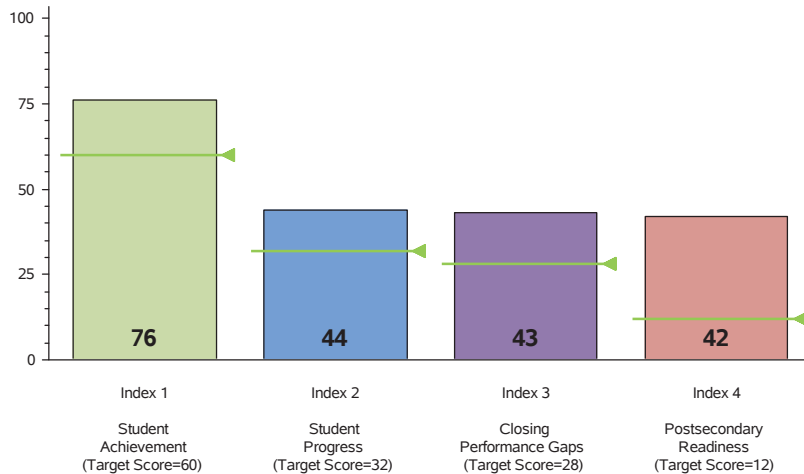
- Student Achievement
- Student Progress
- Closing Performance Gaps
- Postsecondary Readiness

Did Not Meet Standards on

- NONE

In 2017, to receive a Met Standard or Met Alternative Standard rating, districts and campuses must meet targets on three indexes: Index 1 **or** Index 2 **and** Index 3 **and** Index 4.

Performance Index Report



Performance Index Summary

Index	Points Earned	Maximum Points	Index Score
1 - Student Achievement	575	756	76
2 - Student Progress	525	1,200	44
3 - Closing Performance Gaps	864	2,000	43
4 - Postsecondary Readiness			
STAAR Score	41.5		
Graduation Rate Score	N/A		
Graduation Plan Score	N/A		
Postsecondary Component Score	N/A		42

Distinction Designation

Academic Achievement in ELA/Reading

NO DISTINCTION EARNED

Academic Achievement in Mathematics

NO DISTINCTION EARNED

Academic Achievement in Science

NO DISTINCTION EARNED

Academic Achievement in Social Studies

NOT ELIGIBLE

Top 25 Percent Student Progress

NO DISTINCTION EARNED

Top 25 Percent Closing Performance Gaps

NO DISTINCTION EARNED

Postsecondary Readiness

NO DISTINCTION EARNED

Campus Demographics

Campus Type	Elementary
Campus Size	603 Students
Grade Span	PK - 05
Percent Economically Disadvantaged	52.6
Percent English Language Learners	47.4
Mobility Rate	10.5
Percent Served by Special Education	4.3
Percent Enrolled in an Early College High School Program	0.0

System Safeguards

Number and Percentage of Indicators Met

Performance Rates	20 out of 20 = 100%
Participation Rates	12 out of 12 = 100%
Graduation Rates	N/A
Total	32 out of 32 = 100%

For further information about this report, please see the Performance Reporting website at <https://rptsrv1.tea.texas.gov/perfreport/account/2017/index.html>

TEXAS EDUCATION AGENCY
2017 Accountability Summary
 LAKEVIEW EL (061914107) - LITTLE ELM ISD

Accountability Rating

Met Standard

Met Standards on

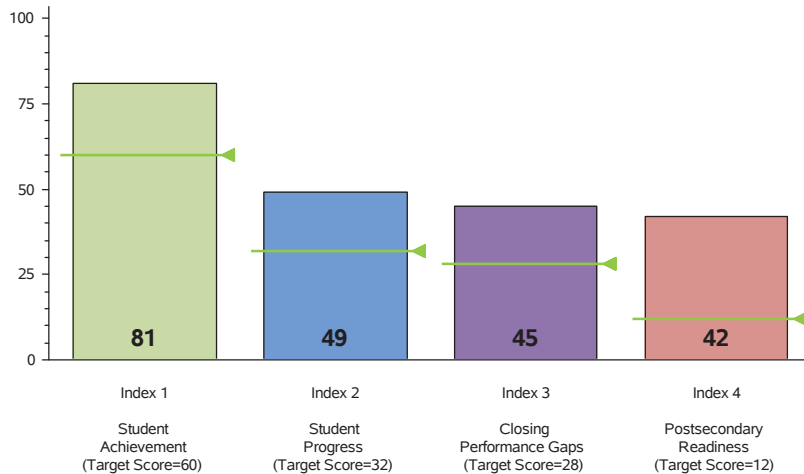
- Student Achievement
- Student Progress
- Closing Performance Gaps
- Postsecondary Readiness

Did Not Meet Standards on

- NONE

In 2017, to receive a Met Standard or Met Alternative Standard rating, districts and campuses must meet targets on three indexes: Index 1 **or** Index 2 **and** Index 3 **and** Index 4.

Performance Index Report



Performance Index Summary

Index	Points Earned	Maximum Points	Index Score
1 - Student Achievement	650	804	81
2 - Student Progress	490	1,000	49
3 - Closing Performance Gaps	992	2,200	45
4 - Postsecondary Readiness			
STAAR Score	42.0		
Graduation Rate Score	N/A		
Graduation Plan Score	N/A		
Postsecondary Component Score	N/A		42

Distinction Designation



Academic Achievement in ELA/Reading

NO DISTINCTION EARNED

Academic Achievement in Mathematics

NO DISTINCTION EARNED

Academic Achievement in Science

NO DISTINCTION EARNED

Academic Achievement in Social Studies

NOT ELIGIBLE

Top 25 Percent Student Progress

DISTINCTION EARNED

Top 25 Percent Closing Performance Gaps

NO DISTINCTION EARNED

Postsecondary Readiness

NO DISTINCTION EARNED

Campus Demographics

Campus Type	Elementary
Campus Size	624 Students
Grade Span	KG - 05
Percent Economically Disadvantaged	31.7
Percent English Language Learners	12.0
Mobility Rate	15.7
Percent Served by Special Education	8.5
Percent Enrolled in an Early College High School Program	0.0

System Safeguards

Number and Percentage of Indicators Met

Performance Rates	19 out of 21 = 90%
Participation Rates	14 out of 14 = 100%
Graduation Rates	N/A
Total	33 out of 35 = 94%

For further information about this report, please see the Performance Reporting website at <https://rptsrv1.tea.texas.gov/perfreport/account/2017/index.html>

TEXAS EDUCATION AGENCY
2017 Accountability Summary
OAK POINT EL (061914108) - LITTLE ELM ISD

Accountability Rating

Met Standard

Met Standards on

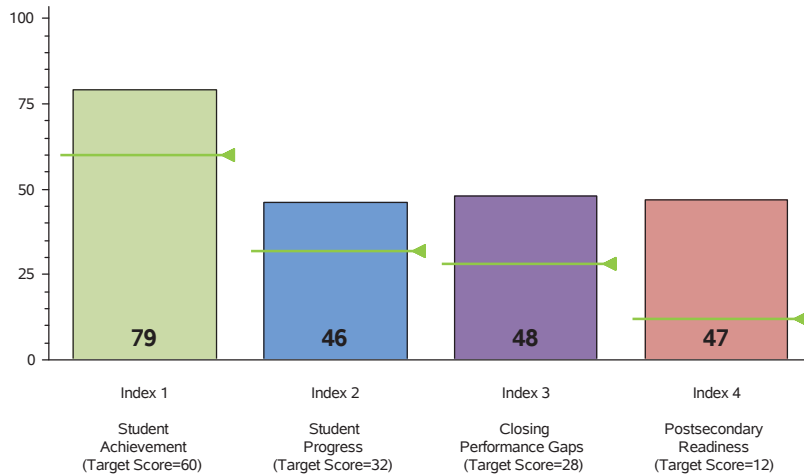
- Student Achievement
- Student Progress
- Closing Performance Gaps
- Postsecondary Readiness

Did Not Meet Standards on

- NONE

In 2017, to receive a Met Standard or Met Alternative Standard rating, districts and campuses must meet targets on three indexes: Index 1 **or** Index 2 **and** Index 3 **and** Index 4.

Performance Index Report



Performance Index Summary

Index	Points Earned	Maximum Points	Index Score
1 - Student Achievement	657	833	79
2 - Student Progress	459	1,000	46
3 - Closing Performance Gaps	770	1,600	48
4 - Postsecondary Readiness			
STAAR Score	46.7		
Graduation Rate Score	N/A		
Graduation Plan Score	N/A		
Postsecondary Component Score	N/A		47

Distinction Designation



Academic Achievement in ELA/Reading

NO DISTINCTION EARNED

Academic Achievement in Mathematics

NO DISTINCTION EARNED

Academic Achievement in Science

NO DISTINCTION EARNED

Academic Achievement in Social Studies

NOT ELIGIBLE

Top 25 Percent Student Progress

NO DISTINCTION EARNED

Top 25 Percent Closing Performance Gaps

DISTINCTION EARNED

Postsecondary Readiness

NO DISTINCTION EARNED

Campus Demographics

Campus Type	Elementary
Campus Size	698 Students
Grade Span	EE - 05
Percent Economically Disadvantaged	59.9
Percent English Language Learners	47.0
Mobility Rate	12.1
Percent Served by Special Education	5.7
Percent Enrolled in an Early College High School Program	0.0

System Safeguards

Number and Percentage of Indicators Met

Performance Rates	19 out of 20 = 95%
Participation Rates	10 out of 10 = 100%
Graduation Rates	N/A
Total	29 out of 30 = 97%

For further information about this report, please see the Performance Reporting website at <https://rptsrv1.tea.texas.gov/perfreport/account/2017/index.html>

2017 STAAR Performance Report

40

Dr. Cyndy A. Mika
August 21, 2017

STAAR State Test Results 2017

About the Test

- The State of Texas Assessment of Academic Readiness (STAAR) was administered in the 2017 spring semester to students in grades 3-8 and the following End of Course classes: Algebra I, Biology, English I, English II, and US History.

STAAR State Test Results 2017

About the Test

- ❑ The State of Texas has updated the labels for the STAAR academic performance standards. The table below provides the changes from the old performance labels to the new performance labels.

PREVIOUS STANDARD LABEL	NEW STANDARD LABEL
	Does Not Meet Grade Level
	Approaches Grade Level
	Meets Grade Level
	Masters Grade Level



STAAR State Test Results 2017

About the Test

- ❑ In 2017, the test version STAAR A and STAAR A, previously administered to qualifying special education and limited English proficient students, were no longer administered. Therefore, all students, including special populations and English learners, participated in a consistent form of the test: STAAR. Additionally, the phase-in passing standard has increased annually. These changes impact the equivalent comparison of results of time.

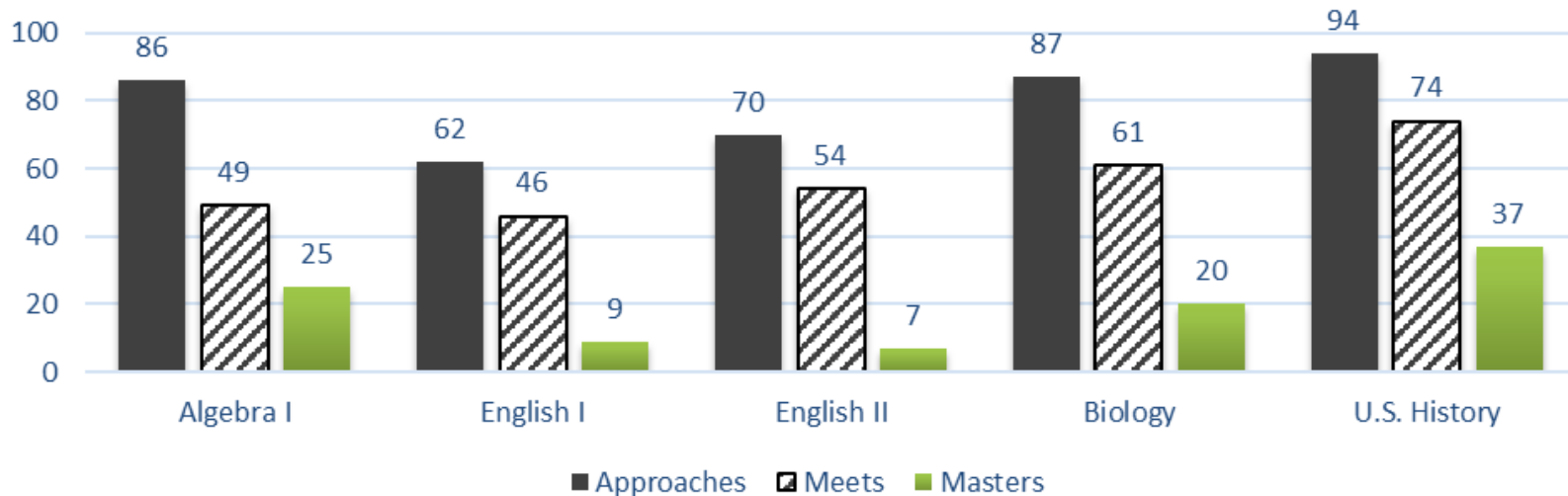
2017 LEISD STAAR Performance Summary

44

End-of-Course	(EOC)		
	Approaches	Meets	Masters
Algebra I	86	49	25
English I	62	46	9
English II	70	54	7
Biology	87	61	20
U.S. History	94	74	37

45

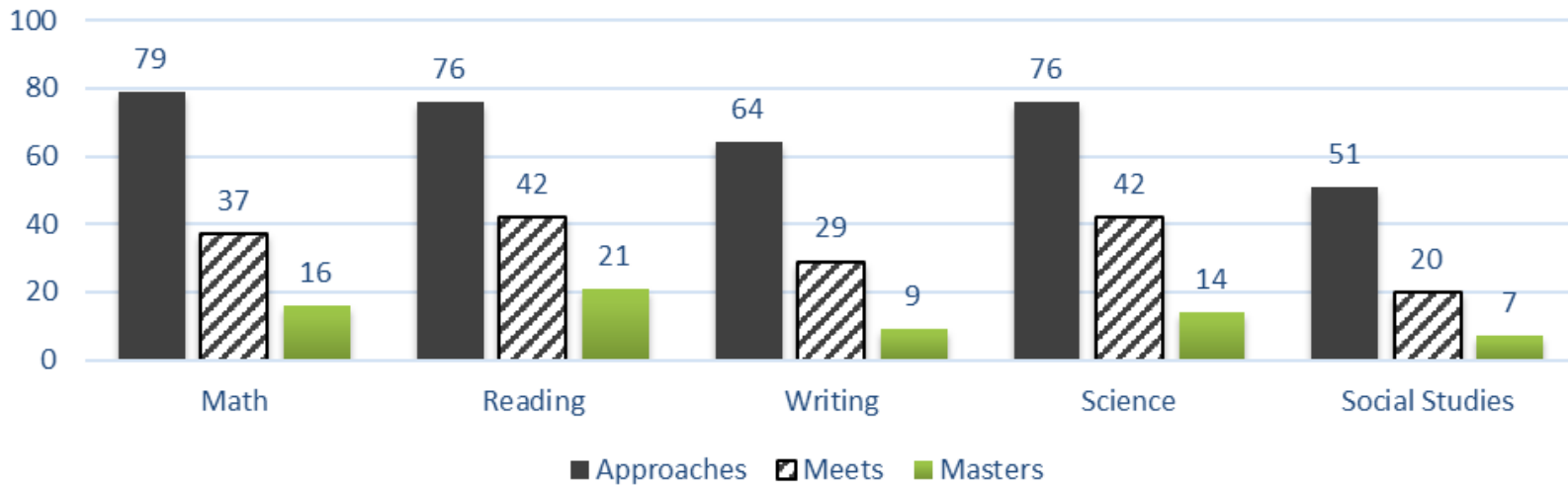
EOC



Little Elm ISD
Engage Equip Empower

Grades 3-8			
	Approaches	Meets	Masters
Math	79	37	16
Reading	76	42	21
Writing	64	29	9
Science	76	42	14
Social Studies	51	20	7

Grades 3-8

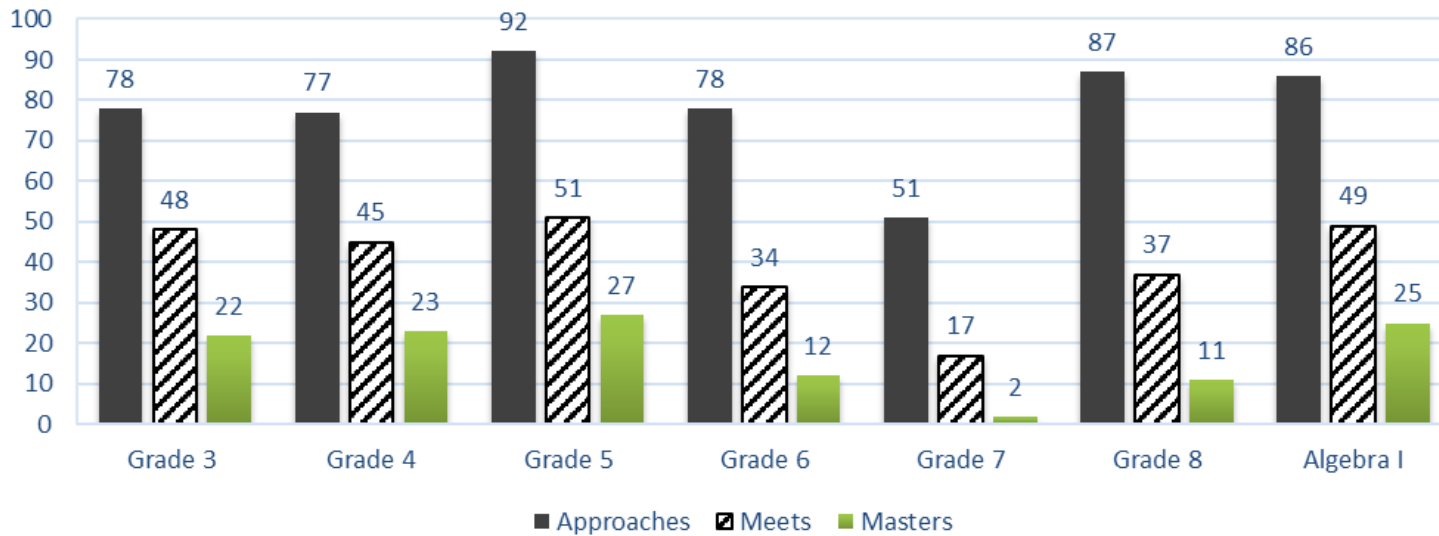


2017 LEISD STAAR Performance Summary by Subject and Grade

47

Math			
	Approaches	Meets	Masters
Grade 3	78	48	22
Grade 4	77	45	23
Grade 5	92	51	27
Grade 6	78	34	12
Grade 7	51	17	2
Grade 8	87	37	11
Algebra I	86	49	25

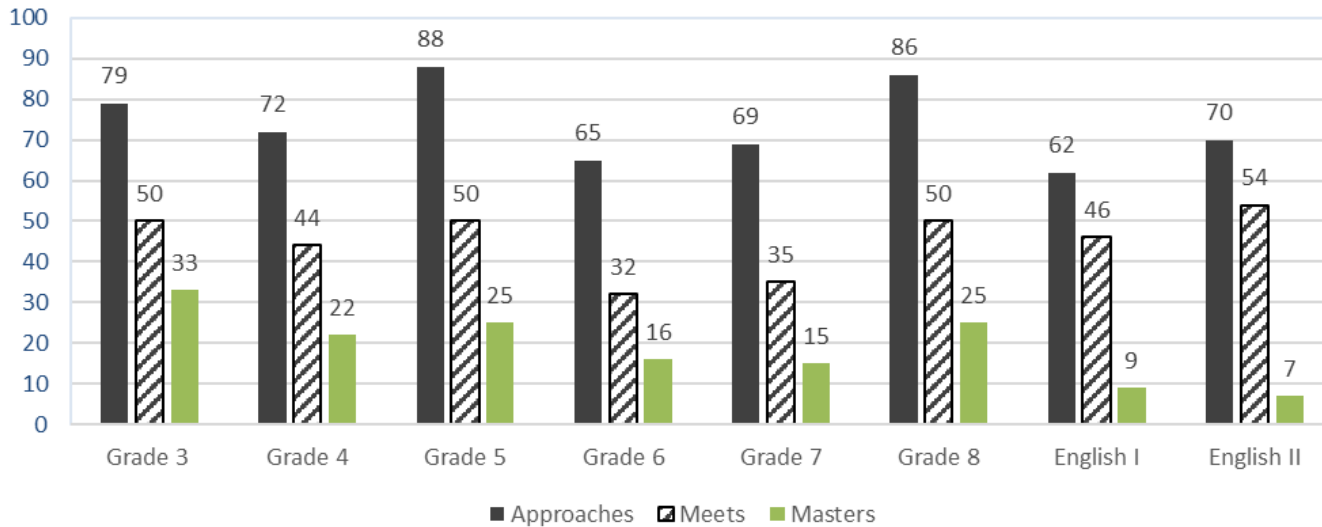
Math



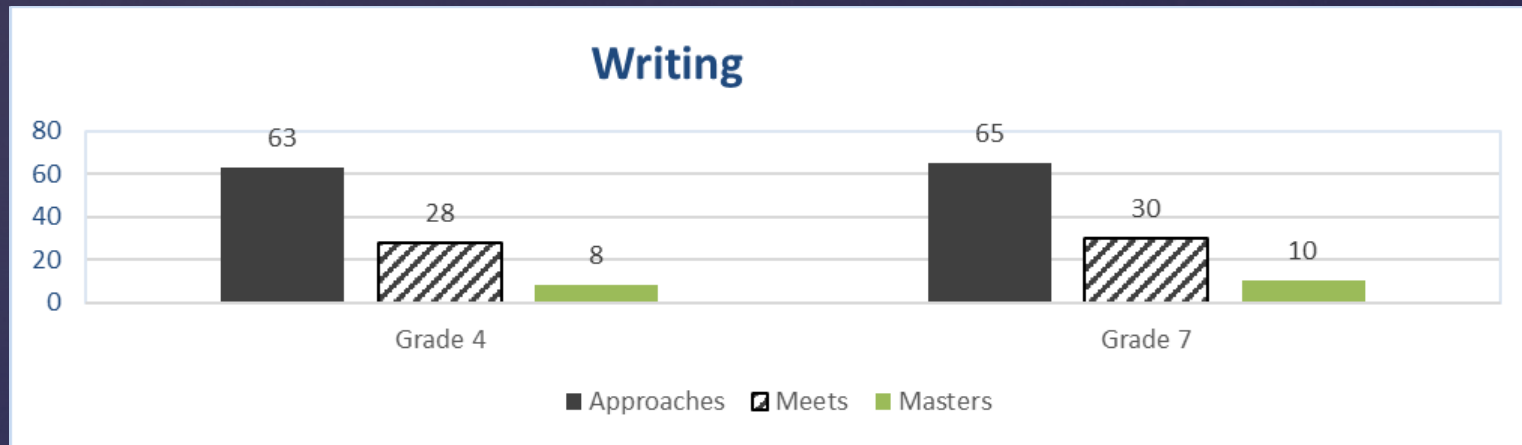
Little Elm ISD
Engage Equip Empower

Reading			
	Approaches	Meets	Masters
Grade 3	79	50	33
Grade 4	72	44	22
Grade 5	88	50	25
Grade 6	65	32	16
Grade 7	69	35	15
Grade 8	86	50	25
English I	62	46	9
English II	70	54	7

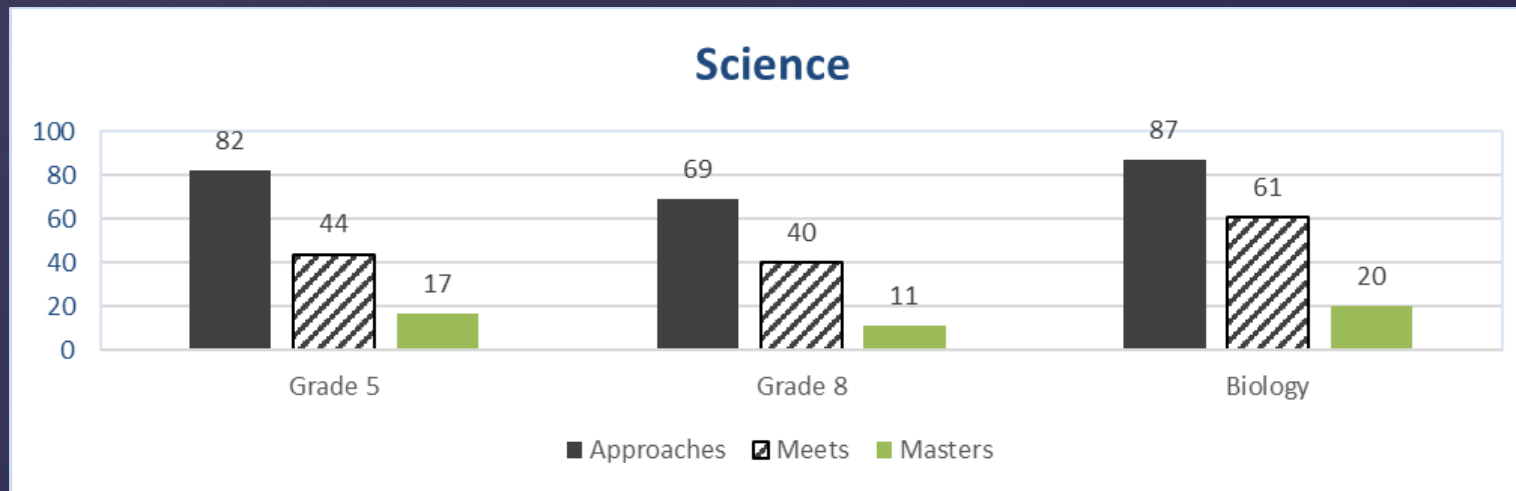
Reading



Writing				
		Approaches	Meets	Masters
Grade 4		63	28	8
Grade 7		65	30	10



Science			
	Approaches	Meets	Masters
Grade 5	82	44	17
Grade 8	69	40	11
Biology	87	61	20



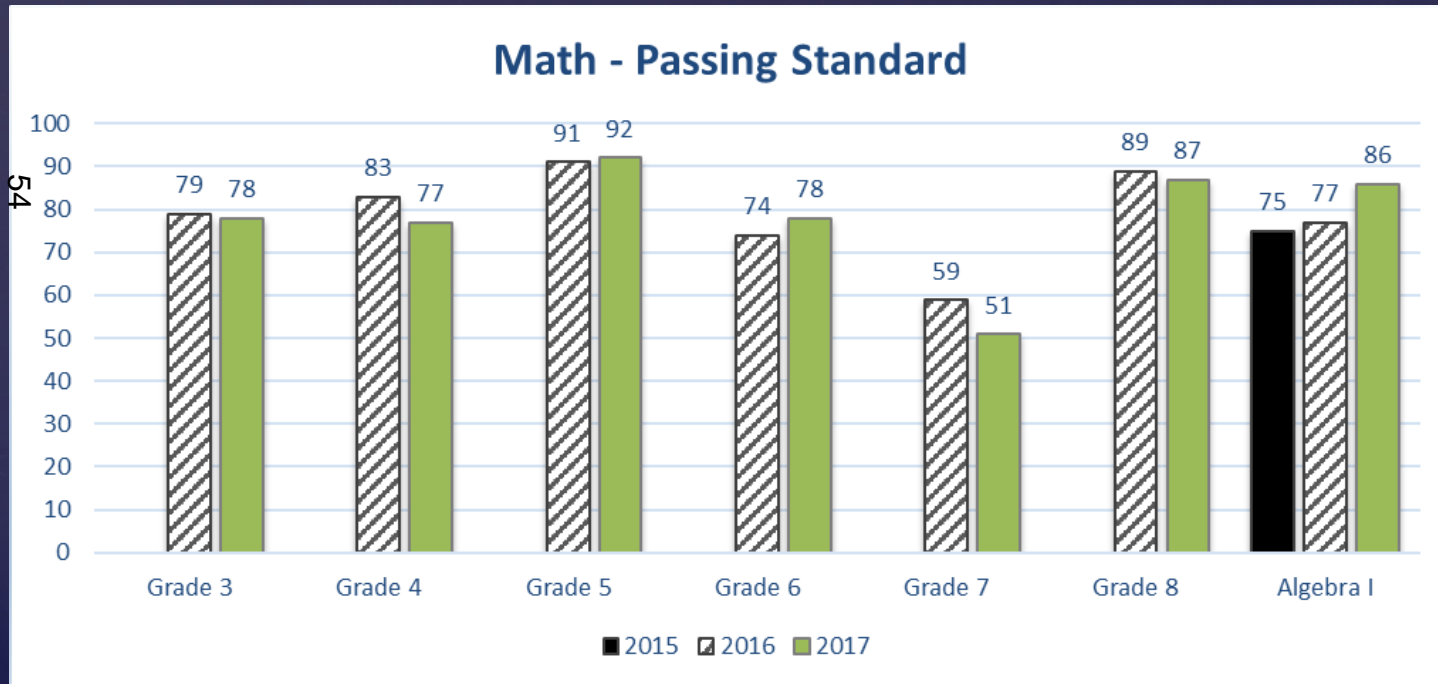
Social Studies			
	Approaches	Meets	Masters
Grade 8 Social Studies	51	20	7
US History	94	74	37



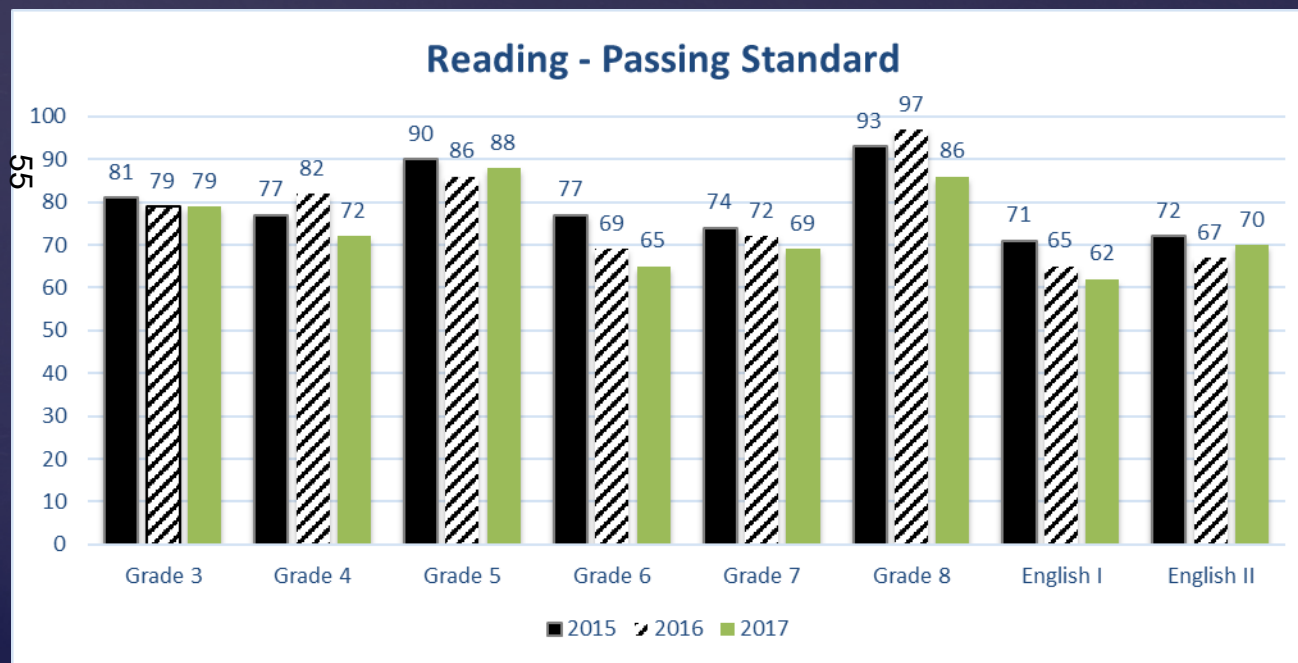
2017 LEISD Longitudinal STAAR Performance

53

Math			
	2015	2016	2017
Grade 3		79	78
Grade 4		83	77
Grade 5		91	92
Grade 6		74	78
Grade 7		59	51
Grade 8		89	87
Algebra I	75	77	86



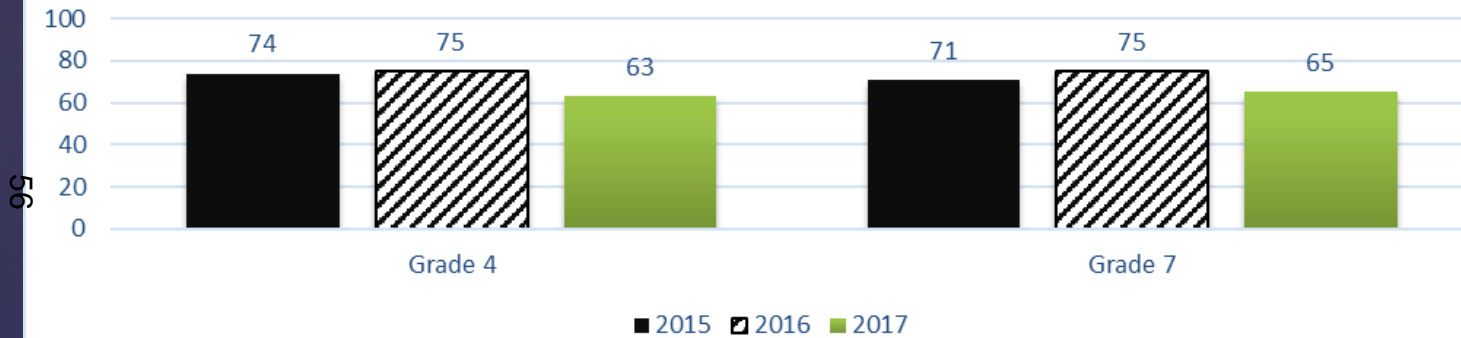
Reading			
	2015	2016	2017
Grade 3	81	79	79
Grade 4	77	82	72
Grade 5	90	86	88
Grade 6	77	69	65
Grade 7	74	72	69
Grade 8	93	97	86
English I	71	65	62
English II	72	67	70



Little Elm ISD
Engage Equip Empower

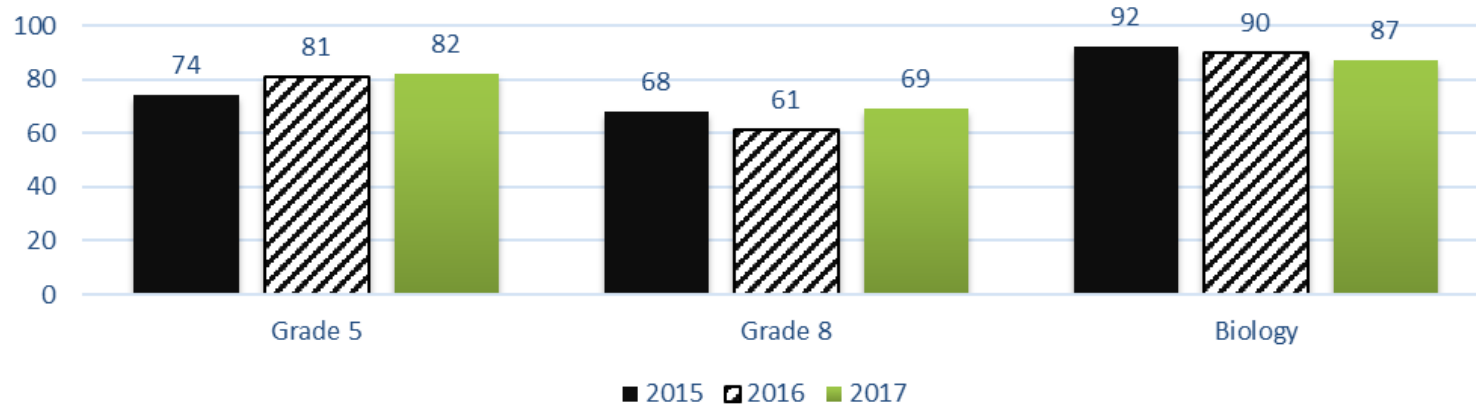
Writing			
	2015	2016	2017
Grade 4	74	75	63
Grade 7	71	75	65

Writing - Passing Standard



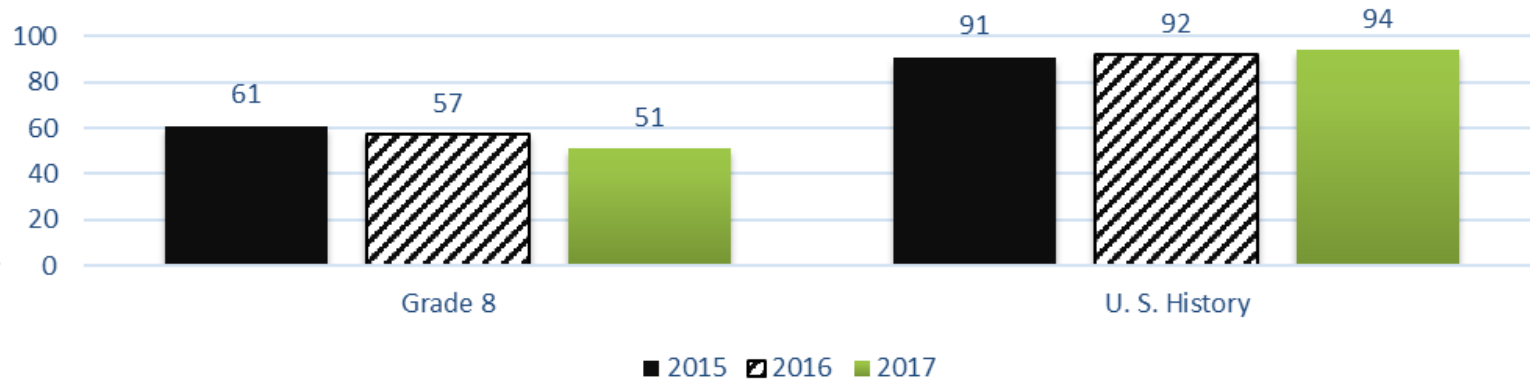
Science			
	2015	2016	2017
Grade 5	74	81	82
Grade 8	68	61	69
Biology	92	90	87

Science - Passing Standard



Social Studies			
	2015	2016	2017
Grade 8	61	57	51
U. S. History	91	92	94

Social Studies - Passing Standard



2017 LEISD Accountability

59

Index 1: Student Achievement

Measure	% of all tests meeting the Performance Standard <ul style="list-style-type: none"> Calculated across all subject areas tested at the campus/district Number of tests meeting Performance Standard divided by total number of tests
Tests Included	STAAR, STAAR Spanish, STAAR Alternate 2 (no STAAR A or STAAR L in 2017) <ul style="list-style-type: none"> Grades 3-8 – all subjects EOCs – 5 assessments (English I, English II, Algebra I, Biology I, Chemistry I) EOC Substitute Assessments may be substituted for EOCs
Performance Standard	1. STAAR Approaches Grade Level (or Satisfactory Performance) <ul style="list-style-type: none"> Grades 3-8 EOCs for students taking 1st EOC in subject area 2. STAAR Level II – Phase 1 (for EOCs for students who are not taking 1 st EOC in subject area) 3. Equivalency standard on an EOC Substitute Assessment 4. ELL Progress Measure (for eligible ELL students)
ELL Students (SIFE = Students with Interrupted Formal Education)	Included EXCEPT FOR <ol style="list-style-type: none"> 1st year in U.S. schools (unless they are ELLs) Eligible ELLs in 2nd – 4th year of high school Asylees/Refugees/SIFE
Student Groups (MSC = Min. Size Criteria)	1 Group = All Students (no MSC) <p>Performance data are reported for:</p> <ul style="list-style-type: none"> All Students 7 Race/Ethnicity
Test Cycles	Grades 3-8 – Spring 2017 Primary and 1 st retest for Reading and Math EOCs – Summer 2016, Fall 2016

Index 1

Target = 60

Index 2

Targets

ES	MS	HS	Dist
32	30	17	22

Met Standard requires meeting targets for:

- Index 3, AND
- Index 4, AND
- EITHER Index 1 or Index 2

Targets =
See Index 4 Targets

Index 4

Index 3

Targets

ES	MS	HS	Dist
28	26	30	28

Measure	1. STAAR Postsecondary Readiness <ul style="list-style-type: none"> 4 Indicators (For STAAR Postsecondary Readiness, only EOC Course Tests taken for first time in 2017 Accountability Year are included)
Index 4 Targets	For Districts and High Schools <ul style="list-style-type: none"> Each of the 4 indicators For Districts and Campuses that are not High Schools <ul style="list-style-type: none"> Each of the 4 indicators

Index 4: Postsecondary Readiness

Little Elm ISD received a *Met Standard* rating.

Brent Elementary	<i>Met Standard</i>	
Chavez Elementary	<i>Met Standard</i>	1 Distinction Designation: Academic Achievement in Science
Hackberry Elementary	<i>Met Standard</i>	
Lakeview Elementary	<i>Met Standard</i>	1 Distinction Designation: Top 25 Percent Student Progress
Oak Point Elementary	<i>Met Standard</i>	1 Distinction Designation: Top 25 Percent Closing Performance Gaps
Prestwick K-8	<i>Met Standard</i>	
Lakeside Middle School	<i>Met Standard</i>	
Little Elm High School	<i>Met Standard</i>	1 Distinction Designation: Top 25 Percent Student Progress



ANY
QUESTIONS
?

Board Agenda Item

Little Elm Independent School District
300 Lobo Lane
Little Elm, Texas 75068

Board Mtg. Date 08-21-2017	Reports of the Superintendent <input checked="" type="checkbox"/>	Action Item <input type="checkbox"/>	Consent Agenda <input type="checkbox"/>	Reports, Routine Monthly <input type="checkbox"/>	Other <input type="checkbox"/>
Subject:	FIRST WEEK OF SCHOOL ENROLLMENT REPORT				
Presenter or Contact Person:	Dr. Cyndy A. Mika, Assistant Superintendent for School Improvement and Accountability				
Policy/Code:	N/A				
Summary:	A report will be provided on enrollment for the District and campuses for the first week of school, August 16-18.				
Financial Implications:	There is no financial impact to the budget.				
Attachments:	Under Separate Cover				
Recommendation:	Item is for informational purposes only. No recommendation is necessary.				
Motion:	Item is for informational purposes only. No motion is necessary.				

Board Agenda Item

Little Elm Independent School District
300 Lobo Lane
Little Elm, Texas 75068

	Reports of the Superintendent <input type="checkbox"/>	Action Item <input checked="" type="checkbox"/>	Consent Agenda <input type="checkbox"/>	Reports, Routine Monthly <input type="checkbox"/>	Discussion Item <input type="checkbox"/>
Board Mtg. Date 08-21-2017					
Subject:	LITTLE ELM ISD CONTRACT SUMMARY REPORT				
Presenter or Contact Person:	Grant Anderson, Assistant Superintendent of Finance and Operations				
Policy/Code:	CRB (LEGAL)				
Summary:	Allows LEISD to purchase products or services from the list of attached contract(s) which have been properly awarded through statutorily authorized methods.				
Financial Implications:	N/A				
Attachments:	Little Elm ISD Contract Summary Report for Approval				
Recommendation:	The Administration recommends approval of the Little Elm ISD Contract Summary Report as submitted.				
Motion:	I move that the Board approve the Little Elm ISD Contract Summary Report dated August 21, 2017 as submitted.				

Little Elm ISD Contract Summary Report for Approval

Board Meeting Date: August 21, 2017

Ref #	Vendor Name	Department	Status (New, Renewal, Vendor Change)	Prior Year Contract Amount	Amount	Change	Effective Date	Expiration Date	Renewal	Description	Administrator
1	Denton County JJAEP	Educational Services	Renewal	\$89	\$89	\$0	9/1/2017	8/31/2018	Annual	The MOU is entered in pursuant to Chapter 37 of the TEC between LEISD and the Denton County Juvenile Justice Alternative Education Program (DCJJAEP) as the agent to the Juvenile Board of Denton County, Texas. The parties agree the DCJJAEP is a cooperative effort between the educational community and the juvenile justice system with the primary goals of the program being the education of students with behavioral problems and rehabilitation of juvenile offenders, but not the treatment of emotional problems. The cost is the same as last year \$89 per student per day in attendance.	Ross Roberts
2	Armko Industries	Operational Services	New	\$0	\$119,000	\$0	6/1/2017	N/A	N/A	Providing construction documents and consultation in regards to the District-wide Hail Assessment. Seven(7) % of the construction cost for architectural drawings & contract administration.	Rod Reeves
3	Point Church	Operational Services	Renewal	\$0	\$21,060	\$0	10/1/2017	9/30/2018	Annual	Little Elm ISD agrees to provide the cafeteria and restrooms in the main corridor at Lakeview ES for Sunday mornings.	Rod Reeves
4											
5											
6											
7											
8											
9											
10											

Board Agenda Item

Little Elm Independent School District
300 Lobo Lane
Little Elm, Texas 75068

Board Mtg. Date	Reports of the Superintendent	Action Item	Consent Agenda	Reports, Routine Monthly	Discussion Item
08-21-2017	<input type="checkbox"/>	<input checked="" type="checkbox"/>	<input type="checkbox"/>	<input type="checkbox"/>	<input type="checkbox"/>
Subject:	LITTLE ELM ISD INTERLOCAL SUMMARY REPORT				
Presenter or Contact Person:	Grant Anderson, Assistant Superintendent of Finance and Operations				
Policy/Code:	Interlocal Cooperative Act, Government Code Section 791				
Summary:	Allows LEISD to purchase products or services from other governmental entities (listed on attachment) which have been properly awarded contracts through statutorily authorized methods.				
Financial Implications:	N/A				
Attachments:	Little Elm ISD Interlocal Summary Report for Approval				
Recommendation:	The Administration recommends approval of the Little Elm ISD Interlocal Summary Report as submitted.				
Motion:	I move that the Board approve the Little Elm ISD Interlocal Summary Report dated August 21, 2017 as submitted.				

Little Elm ISD Interlocal Summary Report for Approval

Board Meeting Date: August 21, 2017

Ref #	Vendor Name	Department	Status (New, Renewal, Vendor Change)	Prior Year Contract Amount	Amount	Change	Effective Date	Expiration Date	Renewal	Description	Administrator
1	Region 10 ESC	Special Populations	Renewal	\$ 27,000.00	\$ 22,125.00	\$ 4,875.00	9/1/2017	8/31/2018	Annual	Special Education service package that includes the most comprehensive collection of services available through the special populations, state accountability and assessment and PPCD service areas.	Cortney Clover
2	Region 10 ESC	School Improvement & Accountability	New	\$ -	\$ 6,000.00	\$ -	9/1/2017	8/31/2018	Annual	Region 10 State Allotments Cooperative that will provide technical assistance and professional development opportunities to contracting LEA's to the following areas: fulfillment of state requirements, assistance in the evaluation and documentation of the programs, provision of information and technical assistance regarding the identification of students, and provision of professional development and/or technical assistance to LEA personnel and key stakeholders on the requirements and implementation of the state allotments.	Cyndy Mika
3	Region 10 ESC	Educational Services	New	\$ -	\$ 3,500.00	\$ -	7/1/2017	6/30/2018	Annual	Services to LEAs that join the Advanced Academics Cooperative include access to face-to-face and online professional learning, access to national speakers, assistance in developing AP/IB programs, face-to-face 30 hour GT modules for all teachers, 6 hour updates for all teachers, administrators, and counselors, and technical assistance in the area of gifted education.	Amanda Ball
4	Region 11 ESC	Zellars Alternative School	New	\$0	\$1,900	\$0	8/10/2017	12/15/2017	Annual	Professional learning partnership for PBIS (Positive Behavior Intervention Systems) Team 2-day Training	Bill Bush
5	TWU - Department of Communication Sciences & Disorders	Child Care	New	\$0	\$6,000	\$0	8/28/2017	5/4/2018	Annual	Providing language enrichment, screenings and speech therapy to the Child Care pre-school students.	Lisa Hooten

6	UT Austin - Texas OnCourse	Educational Services	New	\$0	\$0	\$0	8/16/2017	6/30/2018	Annual	Implement instructional materials developed by Texas OnCourse for middle school students to prepare for high school, college and a career. OnCourse developed two primary resources: 1) an online and mobile-enabled game that allows middle school students to explore in-demand occupations and the knowledge, skills, and abilities required of different occupations, and 2) a tool that guides middle school students through the creation of a personal graduation plan (PGP) aligned with their academic and career interests.	Tony Tipton
7											
8											
9											
10											

Board Agenda Item

Little Elm Independent School District
300 Lobo Lane
Little Elm, Texas 75068

Board Mtg. Date	Reports of the Superintendent	Business Item	Consent Agenda	Reports, Routine Monthly	Discussion Item
08-21-2017	<input type="checkbox"/>	<input checked="" type="checkbox"/>	<input type="checkbox"/>	<input type="checkbox"/>	<input type="checkbox"/>
Subject:	TASB Risk Management Fund				
Presenter or Contact Person:	Grant Anderson, Assistant Superintendent of Finance and Operations				
Policy/Code:	<u>Insurance and Annuities Management</u> Liability Insurance - CRB (Legal) Workers' Compensation - CRE (Legal) Unemployment Compensation - CRF (Legal)				
Summary:	Approve the TASB Risk Management Fund Contribution & Coverage Summary (CCS)				
Financial Implications:	<u>Property, Automobile, School Liability</u> 2016-2017=\$202,289 / 2017-2018=\$213,333 Increase=\$11,044 <u>Workers' Compensation</u> 2016-2017=77,994 / 2017-2018=\$91,082 Increase=\$13,088 <u>Unemployment Compensation</u> 2016-2017= 53,976 / 2017-2018=\$53,238 Decrease=(\$738) <u>TOTAL</u> 2016-2017=334,259 / 2017-2018=\$357,653 Total Increase=\$23,394				
Attachments:	TASB Risk Management Fund Contribution & Coverage Summary (CCS)				
Recommendation:	The Administration recommends approval of the Consent Agenda as submitted.				
Motion:	I move that the Board approve the Consent Agenda as submitted				



Little Elm ISD

Contribution & Coverage Summary (CCS)

Participation Period: September 1, 2017 through August 31, 2018

PROPERTY	Per Occurrence Limit	Deductible	Contribution
Risk of Direct Physical Loss to Covered Property			
All Perils Except Wind, Hurricane, and Hail	Blanket Replacement Cost \$218,136,820	\$25,000	\$175,285
Wind, Hurricane, and Hail		\$250,000	Included
Flood	\$2,000,000	\$50,000	Included
Earthquake	\$2,000,000	\$50,000	Included
Crime	\$100,000	\$25,000	Included
Additional Limits and/or Deductibles			
Additional deductible(s) for Wind, Hurricane, and Hail - \$50,000 per building over 25,000 square feet sustaining damage, up to a maximum deductible for the Occurrence of \$500,000, inclusive of the Wind, Hurricane, and Hail deductible	\$218,136,820	\$50,000	Included
Equipment Breakdown			
Equipment Breakdown	\$100,000,000	\$25,000	Included
SCHOOL LIABILITY	Per Occurrence Limit	Deductible	Contribution
Professional Legal Liability Subject to \$1,000,000 Maximum Annual Aggregate	\$1,000,000	\$2,500	\$17,786
General Liability	\$1,000,000	\$0	Included
Employee Benefits Liability	\$100,000	\$0	Included
PRIVACY & INFORMATION SECURITY		Deductible	Contribution
\$100,000 Limit for Privacy Liability \$100,000 Limit for Claim/Event Response Services Notification costs for up to 10,000 individuals		\$0	Included

AUTOMOBILE	Limit	Deductible	Contribution
Automobile Liability \$1,000,000 Combined Single Limit	\$1,000,000	\$1,000	\$8,990
Automobile Physical Damage			\$11,272
Comprehensive	Actual Cash Value	\$1,000	Included
Collision	Actual Cash Value	\$1,000	Included

WORKERS' COMPENSATION AGGREGATE DEDUCTIBLE

Estimated Payroll and Contribution - Subject to Audit

Classification	Estimated Payroll	Net Annual Rate	Estimated Contribution
7380 - Bus Drivers	\$0	0.010166	\$0
7720 - Police Officers	\$0	0.006589	\$0
8810 - Clerical	\$0	0.001242	\$0
8868 - Professional	\$45,291,650	0.001242	\$56,252
9101 - All Other	\$2,890,956	0.012048	\$34,830
Totals	\$48,182,606		\$91,082

	A.	Estimated Contribution	\$91,082
Claims Liability Calculation	B.	Aggregate Deductible Rate	0.004243587
	C.	Estimated Payroll per above	\$48,182,606
	D.	Estimated Claims Liability (B x C)	\$204,467
	E.	Estimated Maximum Program Cost (A+D) for the Participation Period	\$295,549

TOTAL CONTRIBUTION	\$304,415
<i>This is not an Invoice.</i>	

Conditions

Property

Named/Numbered Windstorm: The term "Named/Numbered Windstorm" is defined as all loss and damage directly caused by, resulting from or arising out of Windstorm as named or numbered by the National Weather Bureau, National Hurricane Center or any recognized meteorological authority, including but not limited to loss or damage caused by wind driven rain, flood, storm surge, wave wash, surface water, overflow of bodies of water, or spray from any of these.

The term "Tier 1" shall mean the Texas Counties of Aransas, Brazoria, Calhoun, Cameron, Chambers, Galveston, Jackson, Jefferson, Kenedy, Kleberg, Matagorda, Nueces, Refugio, San Patricio and Willacy.

The term "Tier 2" shall mean the Texas Counties of Bee, Brooks, Fort Bend, Goliad, Hardin, Hidalgo, Jasper, Jim Wells, Liberty, Live Oak, Newton, Orange, Victoria and Wharton.

The term "Harris County" shall mean the Texas County of Harris.

Location: A single street address where Covered Property is sited.

Flood Zone Exclusions: As to the Flood endorsement, Fund Member properties are excluded from coverage if they are located in certain Special Flood Hazard Areas (SFHA) identified on the Flood Insurance Rate Map. Fund Member property in the following SFHAs are excluded: Zone A, Zone AO, Zone AH, Zones A1-A30, Zone AE, Zone A99, Zone AR, Zone AR/AE, Zone AR/AO, Zone AR/A1-30, Zone AR/A, Zone AR/AH, Zone V, Zone VE, Zone VO, and Zones V1-V30. Fund Members with such properties should seek coverage under the National Flood Insurance Program (NFIP) or other Flood Program.

Other Limits: If more than one Per Occurrence Limit may be applicable, the Fund shall determine which limit will apply.

Statement of Values: Fund Member has provided the Fund with the most current and accurate statement of values for all applicable property, including a complete and accurate listing of vehicles owned by the Fund Member. Fund Member agrees to allow the Fund to conduct property appraisals of the Fund Member's property on a periodic basis and agrees to accept values provided by the Fund.

Salvage: The Fund will have the right, in its sole discretion, to exercise rights of salvage to any damaged property paid for or replaced under the terms of this Agreement.

Claims Reporting: Fund Member will provide to the Fund timely notice of all claims as required in the Interlocal Participation Agreement and the Fund's Coverage Agreement.

Liability

Prior Acts: Fund Member certifies that all known or reported acts for which it is reasonably believed may result in a legal claim against the Member, have been fully disclosed. Additionally, Fund Member acknowledges that this coverage excludes any claims arising from such known or reported acts. This Agreement does not void coverage afforded to Fund Member under any previous Fund Agreement.

Claims Reporting: Fund Member will provide to the Fund timely notice of all claims as required in the Interlocal Participation Agreement and the Fund's Coverage Agreement.

Automobile

Statement of Values: Fund Member has provided the Fund with the most current and accurate statement of values for all applicable property, including a complete and accurate listing of vehicles owned by the Fund Member. Fund Member agrees to allow the Fund to conduct property appraisals of the Fund Member's property on a periodic basis and agrees to accept values provided by the Fund.

Salvage: The Fund will have the right, in its sole discretion, to exercise rights of salvage to any damaged property paid for or replaced under the terms of this Agreement.

Claims Reporting: Fund Member will provide to the Fund timely notice of all claims as required in the Interlocal Participation Agreement and the Fund's Coverage Agreement

Workers' Compensation - Aggregate Deductible

Benefit Limits: Workers' Compensation benefits paid to Fund Member's employees under this Agreement will be as defined in the Texas Workers' Compensation Act (the Act). The Fund is responsible for claims payments as reflected in this CCS. This Agreement does not cover the defense of any suit or claim against a Fund Member except a workers' compensation claim by an eligible employee or former employee of Fund Member for the payment of statutory workers' compensation benefits.

Cooperation: Fund Member agrees to use the Fund's contractors for services related to the administration of claims and to follow the Fund's election under Section 504.053 of the Labor Code to direct care through the Political Subdivision Workers' Compensation Alliance.

General

Coverage: Coverage terms and limits provided are as set out in this CCS and the Fund's Coverage Agreement for this participation period.

Definitions: Any terms not defined in this CCS will use the definition for that term from the corresponding Fund coverage agreement.

Payment: The Fund Member agrees to pay contributions based on a plan developed by the Fund. All contributions are payable upon receipt of an invoice from the Fund. The Fund shall determine the applicable program for each contribution. Termination under this Agreement of any program shall not affect the remaining programs.

Termination: This CCS may be terminated by either party with termination to be effective on any successive renewal date by giving written notice to the other party no later than 30 days prior to automatic renewal in accordance with Section 4(a) of the Interlocal Participation Agreement. If this CCS is not terminated, the renewal CCS becomes effective on the automatic renewal date and the member shall be bound by the terms of the renewal CCS.

Program Coordinators

Coordinator:

The Fund Member is required to designate a Program Coordinator (Coordinator) with express authority to represent and bind the Fund Member in all program matters. Below are the current program coordinators as we have listed.

Property - Nancy Hicks

Liability - Nancy Hicks

Automobile - Nancy Hicks

Workers' Compensation - Nancy Hicks

If a Coordinator's name and contact information is not provided above, the current designated Coordinator and contact information will need to be completed below:

Program	Name	Title	Address	Phone	Email
Property					
Liability					
Automobile					
Workers' Compensation					

Fund Member Authorization:

I approve this Contribution and Coverage Summary (CCS) and certify that this information is correct. I affirm that I am duly authorized to approve this CCS and that I have read and agree to this CCS and the Interlocal Participation Agreement.

Authorized signature

Date

Printed name

Title



Little Elm ISD

Contribution & Coverage Summary (CCS)

Participation Period: October 1, 2017 through September 30, 2018

UNEMPLOYMENT COMPENSATION	Contribution
Unemployment Compensation - Pool	\$53,238
TOTAL CONTRIBUTION	\$53,238
<i>This is not an Invoice.</i>	

Conditions

Unemployment Compensation - Pool

The annual contribution is based on the Fund's overall expected claims costs for next year and each individual member's claims experience. The annual contribution is not adjustable for the participation period due to changes in wages.

Agreement: As part of this Agreement the Fund assumes responsibility for the Fund Member's quarterly claim payments to the Texas Workforce Commission (TWC) for the quarter in which Fund Member begins participation in this Agreement and for the term of this Agreement. Fund Member must be a reimbursing employer pursuant to the Texas Unemployment Compensation Act (TUCA) and must execute a Power of Attorney permitting the Fund to represent Fund Member in its relations with TWC.

Fund Member agrees to comply with the provisions of the TUCA and TWC rules and procedures, and to respond timely to TWC requests and requirements. Fund Member agrees to submit wage reports through electronic reporting to the Fund or TWC according to Fund and TWC requirements. Any fines or penalties imposed for Fund Member's failure to comply with the TUCA will be the sole responsibility of the Fund Member. If the Fund advances payment of any fine or penalty, Fund Member agrees to reimburse the Fund for all such costs. Upon termination of this coverage, Fund Member agrees to assume responsibility for claim payments and reports due to the TWC.

This Agreement provides coverage for the payment of statutory unemployment compensation benefits and assistance with general unemployment compensation matters such as administrative hearings before the TWC and preparation of required TWC reports. Coverage does not extend to any litigation involving unemployment claims or other employment related matters.

Assistance: In the Fund's discretion, the Fund may assist Fund Member at all administrative levels of the TWC. Fund Member's request for assistance constitutes authorization for the Fund to appoint an attorney to provide representation to Fund Member before the TWC and for such attorney and other Fund representatives to have privileged communications with Fund Member regarding claims subject to TWC administrative proceedings. The Fund's assistance of Fund Member under this provision does not extend to litigation involving unemployment claims or other employment related matters.

General

Coverage: Coverage terms and limits provided are as set out in this CCS and the Fund's Coverage Agreement for this participation period.

Definitions: Any terms not defined in this CCS will use the definition for that term from the corresponding Fund coverage agreement.

Payment: The Fund Member agrees to pay contributions based on a plan developed by the Fund. All contributions are payable upon receipt of an invoice from the Fund. The Fund shall determine the applicable program for each contribution. Termination under this Agreement of any program shall not affect the remaining programs.

Termination: This CCS may be terminated by either party with termination to be effective on any successive renewal date by giving written notice to the other party no later than 30 days prior to automatic renewal in accordance with Section 4(a) of the Interlocal Participation Agreement. If this CCS is not terminated, the renewal CCS becomes effective on the automatic renewal date and the member shall be bound by the terms of the renewal CCS.

Program Coordinators

Coordinator:

The Fund Member is required to designate a Program Coordinator (Coordinator) with express authority to represent and bind the Fund Member in all program matters. Below are the current program coordinators as we have listed.

Unemployment Compensation - Nancy Hicks

If a Coordinator's name and contact information is not provided above, the current designated Coordinator and contact information will need to be completed below:

Program	Name	Title	Address	Phone	Email
Unemployment Compensation					

Fund Member Authorization:

I approve this Contribution and Coverage Summary (CCS) and certify that this information is correct. I affirm that I am duly authorized to approve this CCS and that I have read and agree to this CCS and the Interlocal Participation Agreement.

Authorized signature

Date

Printed name

Title

Board Agenda Item

Little Elm Independent School District
300 Lobo Lane
Little Elm, Texas 75068

Board Mtg. Date	Reports of the Superintendent	Action Item	Consent Agenda	Reports, Routine Monthly	Discussion Item
08-21-2017	<input type="checkbox"/>	<input checked="" type="checkbox"/>	<input type="checkbox"/>	<input type="checkbox"/>	<input type="checkbox"/>
Subject:	FINANCIAL REPORTS – JUNE 2017				
Presenter or Contact Person:	Grant Anderson, Assistant Superintendent for Finance and Operations				
Policy/Code:	Board Legal Status Powers and Duties – BAA (LOCAL) Annual Operating Budget – CE (LOCAL)				
Summary:	Monthly financial reports prepared by Business Services Department				
Financial Implications:	Increase in General Fund revenues and increase in appropriate expenditure budgets				
Attachments:	<ol style="list-style-type: none">1) Budget Amendments2) Information – Miscellaneous Business Office Reports Monthly Fund Balance Comparison Statement of Unaudited Revenue and Expenditures Cash Flow Statements Bank Reconciliations Investment Report Fund Summary of Revenue and Expenditures Tax Collection Report Construction Report				
Recommendation:	The Administration recommends approval of the June 2017 Financial Reports as presented.				
Motion:	I move that the Board approve the June 2017 Financial Reports as presented.				

Little Elm Independent School District
General Fund
Budget Amendments
August 2017

	Fund	FX	Decrease	FX	Increase	Org	Incr / (Decr) Fund Bal	Reason
1	183	00	833	36	833	001		Budget for softball summer camp receipts and expenditures
2	183	00	1,548	36	1,548	001		Budget for boys basketball summer camp receipts and expenditures
3	183	00	816	36	816	001		Budget for Little Lobo football summer camp receipts and expenditures
4	183	00	3,156	36	3,156	001		Budget for baseball summer camp receipts and expenditures
5	183	00	1,507	36	1,507	001		Budget for girls basketball summer camp receipts and expenditures
6	183	00	1,192	36	1,192	041		Budget for soccer summer camp receipts and expenditures
7	183	00	12,054	36	12,054	001		Budget for Summer Pride camp receipts and expenditures
8	183	00	3,132	36	3,132	001		Budget for volleyball summer camp receipts and expenditures
9	183	00	7,116	36	7,116	041		Budget for Lakeside WIT camp receipts and expenditures
10	183	41	1,252	36	1,252	001		Reallocate funds to cover purchases for Athletics track program
11	199	00	50	11	50	001		Budget for LEHS art classroom fees received
12	199	00	179	11	179	041		Budget for Lakeside MS band classroom fees received
13	199	12	85	11	3,418	041		Reallocate funds for purchase of classroom supplies
		13	1,046					
		33	17					
		34	2,270					

Little Elm Independent School District
General Fund
Budget Amendments
August 2017

	Fund	FX	Decrease	FX	Increase	Org	Incr / (Decr) Fund Bal	Reason
14	199	12	549	23	549	041		Reallocate funds to purchase supplies and equipment for campus leadership
15	199	00	20,000	81	20,000	042		Budget for STEM PTA donation to help cover cost of future Outdoor Learning Center
16	199	11	23,181	53	38,026	826		Reallocate funds to cover contracted services for Technology Department
		51	14,845					
17	199	21	4,311	13	4,311	828		Reallocate funds to cover extra duty pay for SLO training
18	196	11	5,025	52	9,093	857		Reallocate funds to cover higher than anticipated campus key FOB project costs and the installation of SPED cameras at Brent Elementary
		21	4,068					
19	199	00	2,013	21	30,013	821		Reallocate funds between functional areas for staffing realignments
		11	28,000					
20	199	11	4,000	35	4,000	995		Reallocate funds to cover Child Nutrition Department cell phone stipends for federal compliance
21	199	00	38,000	13	8,000	999		Reallocate funds between function areas for TRS On-Behalf book entries for staff realignments during the year
				23	3,000			
				31	2,000			
				33	2,000			
				36	10,000			
				41	3,000			
				51	10,000			
22	199	00	800,001	11	586,472	Var		(800,001) Budget payroll costs for 2 extra school days in August 2017
		00	64,399	12	10,232			
				13	11,542			
				21	15,462			
				23	74,904			
				31	29,186			
				33	9,385			
				35	1,463			
				36	19,828			
				41	38,809			

Little Elm Independent School District
General Fund
Budget Amendments
August 2017

	Fund	FX	Decrease	FX	Increase	Org	Incr / (Decr) Fund Bal	Reason
				51	47,422			
				52	2,062			
				53	17,077			
				61	556			
23	199	00	146,663	11	107,519			
		00	11,807	12	1,876			
				13	2,116			
				21	2,834			
				23	13,732			
				31	5,351			
				33	1,720			
				35	268			
				36	3,635			
				41	7,115			
				51	8,694			
				52	377			
				53	3,131			
				61	102			
24	199	00	2,297,532	00	716,821			
				00	1,545,160			
				00	35,551			
	Total		3,500,647		3,500,647		1,350,868	

Little Elm Independent School District
Debt Service Fund
Budget Amendments
August 2017

	Fund	FX	Increase	FX	Increase	Org	Incr / (Decr) Fund Bal	Reason
	511	00	635,884	00	635,884		635,884	Budget for higher than anticipated property tax receipts and EDA funding
	Total		635,884		635,884		635,884	

Little Elm Independent School District
Child Nutrition Fund
Budget Amendments
August 2017

	Fund	FX	Increase	FX	Increase	Org	Incr / (Decr) Fund Bal	Reason
	240	00	15,305	35	15,305	995		Budget for higher than anticipated USDA donated commodities
	Total		15,305		15,305		0	

Page 1 of 2

GENERAL FUND

1XX		
ORIGINAL BUDGET	PROPOSED AMENDMENTS	AMENDED BUDGET
36,618,552	1,590,523	38,209,075
24,212,022	904,111	25,116,133
1,520,288		1,520,288
62,350,862	2,494,634	64,845,496

CONTROL CODES	REVENUES
5700	LOCAL
5800	STATE
5900	FEDERAL

Expenditures

Expenditures			
11 Instruction	36,814,007	725,733	37,539,740
12 Library Services	672,959	5,135	678,094
13 Staff Development	1,270,541	11,011	1,281,552
21 Instructional Admin	1,186,575	(10,000)	1,176,575
23 Campus Administration	4,397,753	48,400	4,446,153
31 Guidance & Counseling	1,791,788	4,850	1,796,638
32 Attendance & Social Services	31,000	500	31,500
33 Health Services	549,443		549,443
34 Student Transportation	1,759,399	9,500	1,768,899
35 Food Services	124,733	2,500	127,233
36 Co-curricular Activities	2,007,070	24,854	2,031,924
41 General Administration	2,954,987	36,283	2,991,270
51 Plant Maintenance	6,439,954	309,354	6,749,308
52 Security	853,019	303,610	1,156,629
53 Data Processing	1,498,929	10,000	1,508,929
61 Community Services	53,843		53,843
71 Debt Services	1,204,886		1,204,886
81 Facilities	1,055,948	581,000	1,636,948
95 Payments to JUV Justice Alt	36,000	6,000	42,000
99 Intergovernmental Charges	295,400		295,400
TOTAL EXPENDITURES	64,998,234	2,068,730	67,066,964

00 Other Resources	-	-
00 Other Uses	(1,500,000)	(1,500,000)

FUND BALANCE 08/31/16	27,043,674	-	27,043,674
------------------------------	------------	---	------------

EST FUND BALANCE	22,896,302	425,904	23,322,206
------------------	------------	---------	------------

DEBT SERVICE FUND

511		
ORIGINAL BUDGET	PROPOSED AMENDMENTS	AMENDED BUDGET
11,495,272		11,495,272
-		-
-		-
11,495,272	-	11,495,272

[illegible]

		-
		-

4,330,384		4,330,384
-----------	--	-----------

3,735,963	-	3,735,963
-----------	---	-----------

FOOD SERVICE FUND

CHILD CARE

		240			720		
CONTROL CODES	REVENUES	ORIGINAL BUDGET	PROPOSED AMENDMENTS	AMENDED BUDGET	ORIGINAL BUDGET	PROPOSED AMENDMENTS	AMENDED BUDGET
5700	LOCAL	1,448,800		1,448,800	607,378		607,378
5800	STATE	19,000		19,000	-		-
5900	FEDERAL	2,120,677		2,120,677	-		-
		3,588,477	-	3,588,477	607,378	-	607,378
Expenditures							
11	Instruction	-		-	-		-
12	Library Services	-		-	-		-
13	Staff Development	-		-	-		-
21	Instructional Admin	-		-	-		-
23	Campus Administration	-		-	-		-
31	Guidance & Counseling	-		-	-		-
32	Attendance & Social Services	-		-	-		-
33	Health Services	-		-	-		-
34	Student Transportation	-		-	-		-
35	Food Services	3,916,263		3,916,263	-		-
36	Co-curricular Activities	-		-	-		-
41	General Administration	-		-	-		-
51	Plant Maintenance	-		-	-		-
52	Security	-		-	-		-
53	Data Processing	-		-	-		-
61	Community Services	-		-	618,713		618,713
71	Debt Services	-		-	-		-
81	Facilities	-		-	-		-
95	Payments to JUV Justice Alt	-		-	-		-
99	Intergovernmental Charges	-		-	-		-
	TOTAL EXPENDITURES	3,916,263	-	3,916,263	618,713	-	618,713
FUND BALANCE 08/31/16		1,229,332		1,229,332	75,796		75,796
EST FUND BALANCE		901,546	-	901,546	64,461	-	64,461

Little Elm Independent School District
Statement of Unaudited Revenues and Expenditures - Budget vs. Actual
As of June 30, 2017

GENERAL FUND
Fund 1XX

CONTROL CODES	REVENUES	2016-2017 Approved Budget	PERIOD RECEIPTS/ EXPENDITURES	Y-T-D RECEIVED/ ENC + EXP	VARIANCE FAVORABLE (UNFAVORABLE)	PERCENT TO TOTAL	PERCENT OF YEAR ELAPSED
5700	LOCAL	38,209,075.00	238,172.54	38,502,258.41	293,183.41	100.77%	83%
5800	STATE	25,116,133.00	2,361,777.65	16,443,728.23	(8,672,404.77)	65.47%	83%
5900	FEDERAL	1,520,288.00	26,238.30	1,555,838.94	35,550.94	102.34%	83%
TOTAL REVENUES		64,845,496.00	2,626,188.49	56,501,825.58	(8,343,670.42)	87.13%	83%
EXPENDITURES							
0011	Instruction	37,539,740.00	856,235.31	32,374,786.86	5,164,953.14	86.24%	83%
0012	Library Services	678,094.00	14,804.28	605,429.28	72,664.72	89.28%	83%
0013	Curriculum & Staff Development	1,281,552.00	102,791.01	1,061,455.85	220,096.15	82.83%	83%
0021	Instructional Leadership	1,176,575.00	87,895.42	897,513.43	279,061.57	76.28%	83%
0023	School Leadership	4,446,153.00	382,662.87	3,637,547.98	808,605.02	81.81%	83%
0031	Guidance & Counseling	1,796,638.00	116,136.09	1,438,696.28	357,941.72	80.08%	83%
0032	Social Work Services	31,500.00	-	30,193.33	1,306.67	95.85%	83%
0033	Health Services	549,443.00	11,140.98	481,395.30	68,047.70	87.62%	83%
0034	Student Transportation	1,768,899.00	172,458.81	1,351,063.61	417,835.39	76.38%	83%
0035	Food Services	127,233.00	7,687.95	103,840.01	23,392.99	81.61%	83%
0036	Co-curricular Activities	2,031,924.00	74,872.71	1,839,327.28	192,596.72	90.52%	83%
0041	General Administration	2,991,270.00	214,162.40	2,395,797.71	595,472.29	80.09%	83%
0051	Plant Maintenance	6,749,308.00	463,206.25	5,111,286.37	1,638,021.63	75.73%	83%
0052	Security & Monitoring	1,156,629.00	24,065.99	773,949.60	382,679.40	66.91%	83%
0053	Data Processing	1,508,929.00	79,260.51	1,028,541.81	480,387.19	68.16%	83%
0061	Community Service	53,843.00	2,869.23	40,980.47	12,862.53	76.11%	83%
0071	Debt Services	1,204,886.00	-	936,107.98	268,778.02	77.69%	83%
0081	Facility Acquisition	1,636,948.00	11,930.71	1,342,236.54	294,711.46	82.00%	83%
0095	Pmt to Juvenile Justice	42,000.00	89.00	35,422.00	6,578.00	84.34%	83%
0099	Intergovernmental Charges	295,400.00	76,132.35	295,399.18	0.82	100.00%	83%
TOTAL EXPENDITURES		67,066,964.00	2,698,401.87	55,780,970.87	11,285,993.13	83.17%	83%
OPERATING TRANSFERS							
7910	Other Resources	-	350.00	350.00			
8910	Other Uses	(1,500,000.00)	-	(1,500,000.00)			
TOTAL OPERATING TRANSFERS		(1,500,000.00)	350.00	(1,499,650.00)			
0100	Fund Balance 08/31/16	27,043,674.00	-	27,043,674.00			
3000	Year to Date Fund Bal. (unaudited)	23,322,206.00		26,264,878.71			

**Little Elm Independent School District
General Operating Cash Flow Statement
FY 2016-2017**

	September Actual	October Actual	November Actual	December Actual	January Actual	February Actual	March Actual	April Actual	May Actual	June Actual	July Actual	August Actual	TOTAL
<i>Beginning Cash Balance in Bank</i>	19,496,395.11	18,409,665.78	16,952,300.76	15,606,101.25	26,380,875.27	35,240,345.44	35,861,194.61	31,979,222.06	29,602,382.60	26,301,875.30	-	-	19,496,395.11
RECEIPTS													
Tax Collections	52,404.10	320,001.05	1,561,242.24	15,704,913.19	13,371,737.42	5,110,116.82	395,379.35	328,518.52	145,084.04	149,863.29	-	-	37,139,260.02
Interest	4,693.68	4,524.99	3,796.71	4,881.07	9,941.01	10,152.74	10,374.94	8,830.71	8,189.05	7,061.87	-	-	72,446.77
Other Local Revenue	432,287.14	245,195.64	168,860.85	100,504.78	180,497.05	117,601.62	269,061.43	211,706.19	240,899.57	148,340.65	-	-	2,114,954.92
State Revenue - Available School	106,592.00	339,425.00	218,163.00	220,047.00	91,898.00	91,898.00	274,622.00	214,597.00	225,565.00	310,287.00	-	-	2,093,094.00
State Revenue - Foundation	4,798,731.00	3,171,461.00	1,668,134.00	-	-	-	-	1,426,861.00	921,576.00	1,847,060.00	-	-	13,833,823.00
State Revenue - Debt Service	-	-	229,627.00	-	-	-	-	-	-	974.00	-	-	230,601.00
State Revenue - Misc	3,996.55	34,533.66	90,235.51	-	4,334.70	-	-	-	3,150.00	-	-	-	136,250.42
MAC Receipts/SHARS	2,886.13	15,659.93	850,447.34	40,013.19	10,892.95	12,443.70	36,328.09	25,762.26	14,879.39	26,238.30	-	-	1,035,551.28
Federal Program Revenue	19,314.71	166,934.72	15,144.00	365,606.25	682,301.34	110,993.91	44,863.93	146,999.81	155,395.93	285,091.90	-	-	1,992,646.50
Federal Program Revenue 240	80,020.92	240,823.91	205,201.12	193,544.15	130,163.59	220,899.52	203,291.60	225,972.06	208,590.31	217,295.15	-	-	1,925,802.33
Lunch Revenue - local 240	162,904.43	171,118.11	153,304.25	104,054.44	164,999.57	153,816.66	160,461.81	156,407.97	158,766.08	6,659.44	-	-	1,392,492.76
Payroll Deposits	1,910.91	1,161.54	839.16	839.16	2,951.65	966.22	1,618.16	10.00	545.18	27.10	-	-	10,869.08
Proceeds Land Sale	-	-	-	-	-	-	-	-	-	-	-	-	-
Transfers from Debt Service	-	-	-	-	-	-	-	-	10,000.00	-	-	-	10,000.00
Transfers from Investment Acct	-	-	-	-	-	-	-	-	-	-	-	-	-
Total Revenue	5,665,741.57	4,710,839.55	5,164,995.18	16,734,403.23	14,649,717.28	5,828,889.19	1,396,001.31	2,745,665.52	2,092,640.55	2,998,898.70	-	-	61,987,792.08
DISBURSEMENTS													
Payroll Checks	2,661,415.19	2,718,852.32	2,717,378.67	3,855,044.79	2,678,344.74	2,752,512.15	2,756,068.41	2,729,669.41	2,784,426.17	2,751,917.70	-	-	28,405,629.55
Accounts Payable Checks	2,952,873.25	2,293,277.14	2,415,042.36	1,381,230.29	1,572,001.11	1,316,136.74	1,379,567.10	1,255,553.63	1,458,030.60	1,187,709.95	-	-	17,211,422.17
TRS Deposit	749,722.80	757,156.36	755,675.34	330,084.98	1,155,374.31	745,098.42	746,938.49	745,266.31	749,616.34	750,340.11	-	-	7,485,273.46
IRS Deposit	387,399.66	398,013.80	392,818.32	393,079.15	384,316.95	394,240.21	395,191.26	391,411.63	401,024.12	399,060.84	-	-	3,936,555.94
Bank Charges/ NSF's/Bk Trans	1,060.00	904.95	653.00	190.00	210.00	52.50	208.60	604.00	50.62	5,226.50	-	-	9,160.17
Total Expenditures	6,752,470.90	6,168,204.57	6,281,567.69	5,959,629.21	5,790,247.11	5,208,040.02	5,277,973.86	5,122,504.98	5,393,147.85	5,094,255.10	-	-	57,048,041.29
Cash to TEA	-	-	-	-	-	-	-	-	-	-	-	-	-
Cash transferred to Debt Service	-	-	229,627.00	-	-	-	-	-	-	-	-	-	229,627.00
Transfers to Investment Accounts	-	-	-	-	-	-	-	-	-	-	-	-	-
Other	-	-	-	-	-	-	-	-	-	-	-	-	-
Total Expenditures & Transfers	6,752,470.90	6,168,204.57	6,511,194.69	5,959,629.21	5,790,247.11	5,208,040.02	5,277,973.86	5,122,504.98	5,393,147.85	5,094,255.10	-	-	57,277,668.29
Net Change in Cash	(1,086,729.33)	(1,457,365.02)	(1,346,199.51)	10,774,774.02	8,859,470.17	620,849.17	(3,881,972.55)	(2,376,839.46)	(3,300,507.30)	(2,095,356.40)	-	-	4,710,123.79
Ending Cash Balance in bank	18,409,665.78	16,952,300.76	15,606,101.25	26,380,875.27	35,240,345.44	35,861,194.61	31,979,222.06	29,602,382.60	26,301,875.30	24,206,518.90	-	-	24,206,518.90
Beginning Cash Balance Lone Star	12,226,257.60	12,232,753.04	12,239,989.64	12,247,107.26	12,255,048.47	12,263,651.99	12,271,733.56	12,281,333.94	12,291,222.02	12,301,659.66	-	-	12,226,257.60
Beginning Cash Balance TexStar	1,383,431.55	1,383,900.34	1,384,394.21	1,384,865.80	1,385,432.19	1,386,073.71	1,386,662.07	1,387,400.38	1,388,214.52	1,389,102.90	-	-	1,383,431.55
Beginning Cash Balance Texas Class	21,819,203.02	21,688,213.95	21,477,082.00	20,956,966.88	20,100,578.89	19,410,544.61	18,610,301.40	16,914,248.11	15,711,935.57	14,212,348.47	-	-	21,819,203.02
Interest Earned Lone Star	6,495.44	7,236.60	7,117.62	7,941.21	8,603.52	8,081.57	9,600.38	9,888.08	10,437.64	10,849.42	-	-	86,251.48
Interest Earned TexStar	468.79	493.87	471.59	566.39	641.52	588.36	738.31	814.14	888.38	985.43	-	-	6,656.78
Interest Earned TexasClass	13,693.08	15,126.70	14,559.13	15,168.80	16,115.45	14,042.64	15,333.23	14,594.24	14,122.95	12,864.91	-	-	145,621.13
Transfers out	(144,682.15)	(226,258.65)	(534,674.25)	(871,556.79)	(706,149.73)	(814,285.85)	(1,711,386.52)	(1,216,906.78)	(1,513,710.05)	(2,031,208.30)	-	-	(9,770,819.07)
Transfers in	-	-	-	-	-	-	-	-	-	-	-	-	-
Ending Cash Balance Invested	35,304,867.33	35,101,465.85	34,588,939.94	33,741,059.55	33,060,270.31	32,268,697.03	30,582,982.43	29,391,372.11	27,903,111.03	25,896,602.49	-	-	25,896,602.49
TOTAL CASH AVAILABLE	53,714,533.11	52,053,766.61	50,195,041.19	60,121,934.82	68,300,615.75	68,129,891.64	62,562,204.49	58,993,754.71	54,204,986.33	50,103,121.39	-	-	50,103,121.39

**Little Elm Independent School District
Debt Service Cash Flow Statement
FY 2016-2017**

	September Actual	October Actual	November Actual	December Actual	January Actual	February Actual	March Actual	April Actual	May Actual	June Actual	July Actual	August Actual	TOTAL
<i>Beginning Cash Balance in Bank</i>	1,621,105.11	1,642,752.83	1,744,679.57	2,468,976.22	7,441,554.25	671,396.36	289,826.37	415,362.94	519,630.38	105,506.41	-	-	1,621,105.11
RECEIPTS													
Tax Collections	21,113.03	101,359.19	494,006.63	4,971,180.71	4,228,545.97	1,618,002.40	125,415.89	104,108.97	45,825.34	48,011.20	-	-	11,757,569.33
Interest	534.69	567.55	663.02	1,397.32	1,296.14	427.61	120.68	158.47	50.69	47.02	-	-	5,263.19
Bond Refunding	-	-	-	-	-	-	-	-	-	14,881.26	-	-	14,881.26
Transfer from General Operating	-	-	229,627.00	-	-	-	-	-	-	-	-	-	229,627.00
Transfers from Investment Acct	-	-	-	-	-	-	-	-	-	-	-	-	-
Total Revenue	21,647.72	101,926.74	724,296.65	4,972,578.03	4,229,842.11	1,618,430.01	125,536.57	104,267.44	45,876.03	62,939.48	-	-	12,007,340.78
DISBURSEMENTS													
Bank Charges/ NSF's/Bk Trans	-	-	-	-	-	-	-	-	-	-	-	-	-
Total Expenditures	-	-	-	-	-	-	-	-	-	-	-	-	-
Transfers to Investment Accounts	-	-	-	-	11,000,000.00	2,000,000.00	-	-	450,000.00	-	-	-	13,450,000.00
Transfer to General Operating	-	-	-	-	-	-	-	-	10,000.00	-	-	-	10,000.00
Total Expenditures & Transfers	-	-	-	-	11,000,000.00	2,000,000.00	-	-	460,000.00	-	-	-	13,460,000.00
Net Change in Cash	21,647.72	101,926.74	724,296.65	4,972,578.03	(6,770,157.89)	(381,569.99)	125,536.57	104,267.44	(414,123.97)	62,939.48	-	-	(1,452,659.22)
Ending Cash Balance in bank	1,642,752.83	1,744,679.57	2,468,976.22	7,441,554.25	671,396.36	289,826.37	415,362.94	519,630.38	105,506.41	168,445.89	-	-	168,445.89
Beginning Cash Balance TexPool	2,700,991.59	2,701,835.02	2,702,713.40	2,703,599.00	2,704,648.44	13,708,872.03	12,929,402.93	12,936,235.21	12,943,806.91	13,402,516.92	-	-	2,700,991.59
Interest Earned TexPool	843.43	878.38	885.60	1,049.44	4,223.59	5,409.04	6,832.28	7,571.70	8,710.01	9,712.70	-	-	46,116.17
Transfers in	-	-	-	-	11,000,000.00	2,000,000.00	-	-	450,000.00	-	-	-	13,450,000.00
Transfers out	-	-	-	-	-	(2,784,878.14)	-	-	-	-	-	-	(2,784,878.14)
Ending Cash Balance Invested	2,701,835.02	2,702,713.40	2,703,599.00	2,704,648.44	13,708,872.03	12,929,402.93	12,936,235.21	12,943,806.91	13,402,516.92	13,412,229.62	-	-	13,412,229.62
TOTAL CASH AVAILABLE	4,344,587.85	4,447,392.97	5,172,575.22	10,146,202.69	14,380,268.39	13,219,229.30	13,351,598.15	13,463,437.29	13,508,023.33	13,580,675.51	-	-	13,580,675.51

LITTLE ELM INDEPENDENT SCHOOL DISTRICT
Cash and Investments Reconciliation
as of June 30, 2017

Operating Fund:

Balance per bank	24,206,518.90
Add: Texas Class/MBIA	12,194,005.08
Lone Star	12,312,509.08
TexStar	1,390,088.33
Add: Deposits in Transit	150.00
Taxes in Transit	25,066.76
Less: Outstanding Checks/Wires	(537,267.95)
Balance per Books	49,591,070.20

Interest & Sinking Fund:

Balance per bank	168,445.89
Add: Texpool	13,412,229.62
Add: Taxes in Transit	7,942.84
Less: Outstanding Checks	-
Balance per Books	13,588,618.35

Total Balance per Books	63,179,688.55
--------------------------------	----------------------

LITTLE ELM INDEPENDENT SCHOOL DISTRICT
SUMMARY OF CURRENT INVESTMENTS - BY FUND
MONTH ENDED: June 30, 2017

General Fund 199

PURCHASE /SOLD DATE	TRADE TICKET #	CUSIP #	TYPE OF INVESTMENT	PAR VALUE	BEGINNING MARKET VALUE	ENDING MARKET VALUE	AVERAGE MONTHLY RATE	BOOK VALUE	DAYS TO MATURE	YIELD TO MATURE	INTEREST ACCRUED FOR PERIOD	W/D FOR PERIOD
06/01/17	Lone Star		Investment Pool	12,301,659.66	100.0000%	100.0000%	0.0000%	12,301,659.66				
			Investment	-				12,301,659.66				
			Withdrawal	-				12,301,659.66				-
06/30/17			Interest	10,849.42			1.0700%	12,312,509.08			10,849.42	
				<u>12,312,509.08</u>				<u>12,312,509.08</u>			<u>10,849.42</u>	<u>-</u>

General Fund 199

PURCHASE /SOLD DATE	TRADE TICKET #	CUSIP #	TYPE OF INVESTMENT	PAR VALUE	BEGINNING MARKET VALUE	ENDING MARKET VALUE	AVERAGE MONTHLY RATE	BOOK VALUE	DAYS TO MATURE	YIELD TO MATURE	INTEREST ACCRUED FOR PERIOD	W/D FOR PERIOD
06/01/17	TexSTAR		Investment Pool	1,389,102.90	100.0000%	100.0000%	0.0000%	1,389,102.90				
			Investment	-				1,389,102.90				
			Withdrawal	-				1,389,102.90				-
06/30/17			Interest	985.43			0.8631%	1,390,088.33			985.43	
				<u>1,390,088.33</u>				<u>1,390,088.33</u>			<u>985.43</u>	<u>-</u>

Construction Fund 647

PURCHASE /SOLD DATE	TRADE TICKET #	CUSIP #	TYPE OF INVESTMENT	PAR VALUE	BEGINNING MARKET VALUE	ENDING MARKET VALUE	AVERAGE MONTHLY RATE	BOOK VALUE	DAYS TO MATURE	YIELD TO MATURE	INTEREST ACCRUED FOR PERIOD	W/D FOR PERIOD
06/01/17	Texas CLASS		Investment Pool	14,212,348.47	100.0000%	100.0000%	0.0000%	14,212,348.47				
			Investment	-				14,212,348.47				
			Withdrawal	(2,031,208.30)				12,181,140.17				(2,031,208.30)
06/30/17			Interest	12,864.91			1.1300%	12,194,005.08			12,864.91	
				<u>12,194,005.08</u>				<u>12,194,005.08</u>			<u>12,864.91</u>	<u>(2,031,208.30)</u>

LITTLE ELM INDEPENDENT SCHOOL DISTRICT
SUMMARY OF CURRENT INVESTMENTS - BY FUND
MONTH ENDED: June 30, 2017

Debt Service Fund 511

PURCHASE /SOLD DATE	TRADE TICKET #	CUSIP #	TYPE OF INVESTMENT	PAR VALUE	BEGINNING MARKET VALUE	ENDING MARKET VALUE	AVERAGE MONTHLY RATE	BOOK VALUE	DAYS TO MATURE	YIELD TO MATURE	INTEREST ACCRUED FOR PERIOD	W/D FOR PERIOD
06/01/17	TexPool		Investment Pool	13,402,516.92	100.0000%	100.0000%	0.0000%	13,402,516.92				
			Investment	-				13,402,516.92				
			Withdrawal	-				13,402,516.92				-
06/30/17			Interest	9,712.70			0.8817%	13,412,229.62			9,712.70	
				13,412,229.62				13,412,229.62			9,712.70	-

Little Elm Independent School District
Summary of Revenue & Expenditures As Of 06/30/17
Accounting Period: 06

94

	Fund: 1XX	%	Fund: 211	%	Fund: 224	%	Fund: 225	%
	General Operating		Title I-A Improving Basic		IDEA-B Formula (Spec Ed)		IDEA-B Pre-School (Spec Ed)	
Revenue Budget	64,845,496.00	100.00%	584,668.00	100.00%	1,118,615.00	100.00%	18,493.00	100.00%
Period Receipts	2,626,188.49		89,474.85		173,853.82		75.00	
Revenue Received to Date	56,502,175.58	87.13%	366,785.28	62.73%	764,991.83	68.39%	2,702.51	14.61%
Revenues Receivable:	8,343,320.42	12.87%	217,882.72	37.27%	353,623.17	31.61%	15,790.49	85.39%
Expenditure Budget	68,566,964.00	100.00%	584,668.00	100.00%	1,118,615.00	100.00%	18,493.00	100.00%
Period Expenditures	2,698,401.87		26,627.07		22,921.44		-	
Exp./Encumbrances to Date	57,280,970.87	83.54%	466,506.87	79.79%	846,695.51	75.69%	5,080.94	27.47%
Balance to Expend:	11,285,993.13	16.46%	118,161.13	20.21%	271,919.49	24.31%	13,412.06	72.53%
Actual Revenue Over (Under)								
Actual Expenditures & Encumbrances:	(778,795.29)		(99,721.59)		(81,703.68)		(2,378.43)	

Little Elm Independent School District
Summary of Revenue & Expenditures As Of 06/30/17
Accounting Period: 06

	Fund: 244	%	Fund: 255	%	Fund: 263	%	Fund 289	%
	Voc Ed Basic Grant		Title II TPTR		Title III, Part A LEP/Immigrant		Summer School LEP	
Revenue Budget	52,775.00	100.00%	50,137.00	100.00%	131,571.00	100.00%	15,144.00	100.00%
Period Receipts	5,956.83		2,913.98		12,817.42		-	
Revenue Received to Date	31,730.83	60.12%	26,913.98	53.68%	77,840.98	59.16%	15,144.00	
Revenues Receivable:	21,044.17	39.88%	23,223.02	46.32%	53,730.02	40.84%	-	
Expenditure Budget	52,775.00	100.00%	50,137.00	100.00%	131,571.00	100.00%	15,144.00	100.00%
Period Expenditures	8,424.43		1,035.24		9,645.14		-	
Exp./Encumbrances to Date	48,779.15	92.43%	38,104.68	76.00%	88,286.12	67.10%	-	0.00%
Balance to Expend:	3,995.85	7.57%	12,032.32	24.00%	43,284.88	32.90%	15,144.00	
Actual Revenue Over (Under) Actual Expenditures:	(17,048.32)		(11,190.70)		(10,445.14)		15,144.00	

95

Little Elm Independent School District
Summary of Revenue & Expenditures As Of 06/30/17
Accounting Period: 06

	Fund 397 %		Fund 410 %		Fund: 429 %		Fund: 240 %	
	APIB Campus Awards		Instructional Materials		State Special Revenue		Food Service	
Revenue Budget	3,150.00	100.00%	116,569.00	100.00%	377.00	100.00%	3,588,477.00	100.00%
Period Receipts	-		-		-		240,431.14	
Revenue Received to Date	3,150.00	100.00%	120,904.60	103.72%	376.82	99.95%	3,429,616.19	95.57%
Revenues Receivable:	-		-	0.00%	0.18	0.05%	158,860.81	4.43%
Expenditure Budget	3,150.00	100.00%	377,244.00	100.00%	377.00	100.00%	3,916,263.00	100.00%
Period Expenditures	-		-		-		250,605.18	
Exp./Encumbrances to Date	3,150.00	100.00%	351,312.62	93.13%	376.82	99.95%	3,230,758.33	82.50%
Balance to Expend:	-		25,931.38	6.87%	0.18	0.05%	685,504.67	17.50%
Actual Revenue Over (Under)								
Actual Expenditures & Encumbrances:	-		(230,408.02)		-		198,857.86	

06

Little Elm Independent School District
Summary of Revenue & Expenditures As Of 06/30/17
Accounting Period: 06

	Fund: 511		Fund: 647		Fund: 720	
	%		%		%	
	Debt Service		2016 Bonds		Child Care	
Revenue Budget	11,495,272.00	100.00%	25,300,000.00	100.00%	607,378.00	100.00%
Period Receipts	10,023,029.75		12,864.91		48,624.66	
Revenue Received to Date	22,015,214.12	191.52%	25,480,364.64	100.71%	489,413.50	80.58%
Revenues Receivable:	-	0.00%	-	0.00%	117,964.50	19.42%
Expenditure Budget	12,089,693.00	100.00%	25,300,000.00	100.00%	618,713.00	100.00%
Period Expenditures	9,955,252.89		2,063,533.98		44,489.43	
Exp./Encumbrances to Date	12,751,226.02	105.47%	13,450,415.59	53.16%	478,062.41	77.27%
Balance to Expend:	(661,533.02)	-5.47%	11,849,584.41	46.84%	140,650.59	22.73%
Actual Revenue Over (Under)						
Actual Expenditures & Encumbrances:	9,263,988.10		12,029,949.05		11,351.09	

Denton County
Monthly Collection Status Report
June 2017

Little Elm ISD

	Collections Month of June	Cumulative Total 10/1/16 thru 06/30/17	% of Tax Levy
Current Tax Year Collections			
Base M&O	110,374.29	36,928,123.59	98.82%
Base I&S	34,904.53	11,678,126.31	
Base I&S Bond	-	-	
P&I M&O	14,598.76	91,407.39	
P&I I&S	4,551.80	26,603.19	
P&I I&S Bond	-	-	
Attorney Fee	695.46	4,079.95	
Subtotal	<u>165,124.84</u>	<u>48,728,340.43</u>	99.07%
Delinquent TaxYears Collections			
Base M&O	7,179.42	75,854.11	
Base I&S	2,758.55	28,761.05	
Base I&S Bond	-	-	
P&I M&O	2,274.27	26,726.36	
P&I I&S	897.00	10,127.36	
P&I I&S Bond	-	-	
Attorney Fee	1,747.89	27,347.64	
Other*	-	-	
Subtotal	<u>14,857.13</u>	<u>168,816.52</u>	
Combined Current & Delinquent:			
Base M&O	117,553.71	37,003,977.70	
Base I&S	37,663.08	11,706,887.36	
Base I&S Bond	-	-	
P&I M&O	16,873.03	118,133.75	
P&I I&S	5,448.80	36,730.55	
Attorney Fee	2,443.35	31,427.59	
Other*	-	-	
Total Collections	<u><u>179,981.97</u></u>	<u><u>48,897,156.95</u></u>	
Original 2016 Tax Levy		<u><u>48,234,867.86</u></u>	
Current 2016 Tax Levy		<u><u>49,186,156.11</u></u>	

Denton County
Cumulative Comparative Collection Status Report
June 2017

Little Elm ISD

	Tax Year 2016 Collections thru June 2017	% of Tax Levy	Tax Year 2015 Collections thru June 2016	% of Tax Levy
Current Tax Year Collections				
Base M&O + I&S	48,606,249.90	98.82%	40,781,968.65	99.12%
P&I M&O + I&S	118,010.58		174,352.52	
Attorney Fee	4,079.95		5,739.36	
Subtotal	<u>48,728,340.43</u>	99.07%	<u>40,962,060.53</u>	99.56%
Delinquent Tax Years Collections				
Base M&O + I&S	104,615.16		249,813.50	
P&I M&O + I&S	36,853.72		59,328.41	
Attorney Fee	27,347.64		29,028.55	
Subtotal	<u>168,816.52</u>		<u>338,170.46</u>	
Combined Current & Delinquent:				
Base M&O + I&S	48,710,865.06		41,031,782.15	
P&I M&O + I&S	154,864.30		233,680.93	
Attorney Fee	31,427.59		29,028.55	
Other	-		-	
Total Collections	<u><u>48,897,156.95</u></u>		<u><u>41,300,230.99</u></u>	
Adjusted 2015 Tax Levy			<u><u>41,143,270.22</u></u>	
Original 2016 Tax Levy	<u><u>48,234,867.86</u></u>			
Current 2016 Tax Levy	<u><u>49,186,156.11</u></u>			

Denton County
Levy Outstanding Status Report
June 2017

Little Elm ISD

	Current Tax Year	Delinquent Tax Years
Current Month:		
Tax Levy Remaining as of 06/01/17	677,524.58	512,528.34
Base M&O + I&S Collections	145,278.82	9,937.97
Supplement/Adjustments	47,660.45	522,447.22
	<hr/>	<hr/>
Remaining Levy as of 06/30/17	<u>579,906.21</u>	<u>1,025,037.59</u>
Cumulative (From 10/01/16 thru 06/30/17)		
Original 2016 Tax Levy (as of 10-1-16)	48,234,867.86	537,763.60
Base M&O + I&S Collections	48,606,249.90	104,615.16
Supplement/Adjustments	951,288.25	591,889.15
	<hr/>	<hr/>
Remaining Levy as of 06/30/17	<u>579,906.21</u>	<u>1,025,037.59</u>

Renovations / Maintenance Projects FY 16-17

Approved Dec 2016	250,000.00
FY 15-16 Balance Rollforward Approved Dec 2016	489,960.00
Less Rollforward Allocated to PY Projects	(23,220.00) (1)
Transfer to Furniture & Equipment Fund 196 Mar 2017	(314,000.00) (2)
Approved Apr 2017	416,000.00
Approved Jun 2017	581,000.00
	<u>1,399,740.00</u>

As of 08-02-17

Campus	Account Description	Vendor	Description	Expenditures	Encumbered	Total
Brent						
				-	-	-
						-
Chavez						
	Chavez Playground Fence	SFCC, Inc.	Installation of fence	-	17,400.00	17,400.00
						17,400.00
Hackberry						
				-	-	-
						-
High School						
				-	-	-
						-
Lakeside						
				-	-	-
						-
Maintenance						
				-	-	-
						-
Oak Point						
	Oak Point Portable	Ramteck Building Systems	Portable		162,250.00	162,250.00
	Oak Point Portable	Office Depot	Furniture for portable		59,546.32	59,546.32
	Oak Point Portable	Corgan & Associates	Architect		4,100.00	4,100.00
	Oak Point Portable	RAB Group	Technology		25,000.00	25,000.00
	Oak Point Portable	C&G Electric	Electrical work	3,735.00	8,980.00	12,715.00
	Oak Point Portable	SFCC, Inc.	Sidewalk		20,000.00	20,000.00
	Oak Point Portable	C and R Services	Access control camera		3,644.62	3,644.62
	Oak Point Portable	Fire and Security Technician	Fire alarm		5,251.00	5,251.00
	Oak Point Portable	CDW Government, Inc.	Technology	8,194.01		8,194.01
	Oak Point Portable	CapitalOne (City of Oak Point)	Building Permit	1,733.03		1,733.03
	Oak Point Crosswalk Lights	Traffice and Parking Control	Installation of flashing crosswalk lights	-	16,068.28	16,068.28
						318,502.26
Powell						
	Powell Restrooms	Johnson Burks Supply Co	Fixtures	2,562.83		2,562.83
	Powell Restrooms	Spectrum Resource Group	Restroom partitions	3,398.00		3,398.00
	Powell Restrooms	One Source Flooring	Floor and wall tile	7,889.51		7,889.51
	Powell Restrooms	Lowes Companies, Inc.	Open PO	812.30		812.30
	Powell Restrooms	Dealers Electrical Supply	Lighting	600.00		600.00
	Powell Restrooms	Supply Works	Mirrors	254.16		254.16
	Powell Restrooms	Supply Works	Hand dryers	1,500.00		1,500.00
	Powell Restrooms	Home Depot	Rent equipment for renovation	348.58		348.58
	Powell Roof	Walsh Gallegos Trevino	Contract review for roof repairs	277.00		277.00
	Powell Roof	CBS Roofing	Roof repairs		581,000.00	581,000.00
						598,642.38

Campus	Account Description	Vendor	Description	Expenditures	Encumbered	Total
Prestwick						
	Prestwick STEM Fencing	SFCC, Inc.	Installation of fence	24,400.00	-	24,400.00
						24,400.00
Zellars						
	Zellars Drainage	Town of Little Elm	Drainage	-	21,810.00	21,810.00
	Zellars Portable	Ramtech Building Systems	Portable		67,990.00	67,990.00
	Zellars Portable	Corgan Associates, Inc.	Architect		4,100.00	4,100.00
	Zellars Portable	RAB Group	Technology		10,000.00	10,000.00
	Zellars Portable	C & G Electric	Electrical Work		11,683.00	11,683.00
	Zellars Portable	SFCC, Inc.	Sidewalks		20,000.00	20,000.00
	Zellars Portable	C and R Services	Access control cameras		3,644.62	3,644.62
	Zellars Portable	Fire and Security Technician	Fire alarm		3,121.00	3,121.00
	Zellars Portable	RAB Group	Technology		1,820.00	1,820.00
	Zellars Portable	CDW Government, Inc.	Technology	3,459.70		3,459.70
	Zellars Portable	Frank Bartel Transportation	Site grading		5,100.00	5,100.00
						152,728.32
	Total			59,164.12	1,052,508.84	1,111,672.96
Balance						288,067.04

(1) Additional funding needed to complete prior year summer projects

(2) Cover purchase of board room audio/video equipment, band and fine arts uniforms, Athletic Complex batteries, SPED cameras and servers, and CTE truck and trailer.

Furniture and Equipment Purchases FY 16-17

Transfer from Renovation Fund 197 Mar 2017 314,000.00
 Transfer from Fund 199 April 2017 1,203.00 (1)
 Approved Jun 2017 772,854.00
 1,088,057.00

As of 08-02-17

Campus	Account Description	Vendor	Description	Expenditures	Encumbered	Total
Athletic Complex						
	Supplies Maint - Athletic Complex	Synergistic Power Systems	Replacement batteries for Athletic Complex	18,064.00	-	18,064.00
						18,064.00
Brent						
	Furn & Equip - Brent	Office Depot, Inc.	Classroom furniture	-	21,729.66	21,729.66
						21,729.66
Chavez						
	Furn & Equip - Chavez	CDW Government, Inc.	Audio/video activity room	-	930.00	930.00
	Furn & Equip - Chavez	RAB Group, Inc.	Audio/video activity room	-	1,185.00	1,185.00
	Furn & Equip - Chavez	Office Depot, Inc.	Classroom seating	-	16,287.20	16,287.20
	Furn & Equip - Chavez	RAB Group, Inc.	Conference room TV	-	1,635.00	1,635.00
	Furn & Equip - Chavez	Office Depot, Inc.	Cafeteria table	-	1,626.20	1,626.20
						21,663.40
Hackberry						
	Furn & Equip - Hackberry	Office Depot, Inc.	Tables for kindergarten classroom	-	4,971.55	4,971.55
	Furn & Equip - Hackberry	GDW Government, Inc.	Epson PowerLite 5520W LCD projector	-	2,133.03	2,133.03
	Furn & Equip - Hackberry	RAB Group, Inc.	Install projector in cafeteria	-	2,999.00	2,999.00
	Furn & Equip - Hackberry	Office Depot, Inc.	Conference room furniture	-	10,768.96	10,768.96
	Furn & Equip - Hackberry	One Source Flooring	Install carpet in teacher's lounge	-	1,895.77	1,895.77
						22,768.31
High School						
103	CTE Truck and Trailer	Sam Pack's Five Star Ford	Truck for CTE	-	28,676.05	28,676.05
	CTE Truck and Trailer	Big Tex Cross Roads	Trailer for CTE	-	5,065.00	5,065.00
	LEHS Band Uniforms	Fred J Miller	Band uniforms	-	149,549.88	149,549.88
	LEHS Choir Uniforms	Southeastern Performance	Choir uniforms	6,396.46	-	6,396.46
	LEHS Choir Uniforms	Southeastern Career Apparel	Choir uniforms	-	6,163.20	6,163.20
	LEHS Drill Team Uniforms	Cheers, ETC1., Inc.	Drill team uniforms	-	2,645.00	2,645.00
	LEHS Drill Team Uniforms	Sandys Dancewear Too, Inc.	Drill team uniforms	-	726.60	726.60
	LEHS Drill Team Uniforms	TeamLeader	Drill team uniforms	9,798.95		9,798.95
						209,021.14
Lakeview						
	Furn & Equip - Lakeview	Rab Group, Inc.	Conference room TV	-	1,635.00	1,635.00
						1,635.00
Lakeside						
	MS Choir Uniforms	Southeastern Career Apparel	Choir uniforms	-	9,790.50	9,790.50
	Furn & Equip Lakeside	Office Depot	Classroom furniture	-	37,474.65	37,474.65
	Furn & Equip Lakeside	Flinn Scientific Inc.	Science lab equipment	-	7,799.03	7,799.03
	Furn & Equip Lakeside	Wards Natural Science	Science lab equipment	-	237.15	237.15
	Furn & Equip Lakeside	SupplyWorks	Science lab equipment	-	514.92	514.92
	Furn & Equip Lakeside	Texoma Fire Equipment Inc.	Science lab equipment	-	128.00	128.00
	Furn & Equip Lakeside	Grainger	Science lab equipment	-	569.25	569.25
						56,513.50
Maintenance						
	E-Mist Surface Mgmt	JF Filtration	E-mist surface management system	-	62,887.49	62,887.49
	Scrubber Rider	SupplyWorks	Scrubber rider for high school	-	14,437.75	14,437.75
	Walk Behind Scribber	SupplyWorks	Walk behind scrubber for high school	-	11,866.75	11,866.75
						89,191.99

Campus	Account Description	Vendor	Description	Expenditures	Encumbered	Total
Oak Point						
	Furn & Equip Oak Point	Office Depot	Classroom furniture	-	42,200.49	42,200.49
						42,200.49
Powell						
	Furn & Equip - Powell	IPEVO, Inc.	Document cameras		924.35	924.35
	Furn & Equip - Powell	MonoPrice	Classroom technology - cables		124.90	124.90
	Furn & Equip - Powell	CDW Government, Inc.	Laminator and poster printers		4,183.67	4,183.67
	Furn & Equip - Powell	Office Depot, Inc.	Classroom desks and chairs		13,172.60	13,172.60
	Furn & Equip - Powell	Satarii, Inc.	Swivel for coaching		799.00	799.00
						19,204.52
Prestwick						
	Furn & Equip - Prestwick	Office Depot	Classroom tables	-	9,482.97	9,482.97
						9,482.97
Safety & Security Dept						
	Safety & Security Equip	Baudville Inc	Student ID project		13,115.98	13,115.98
	Safety & Security Equip	Sterling Associates, Inc.	Two-way radios		63,380.00	63,380.00
	Safety & Security Equip	C and R Services	FOB entry project		121,150.00	121,150.00
						197,645.98
Zellars						
104	Zellars Board Room Equip	Office Depot, Inc.	Tables	1,080.22	-	1,080.22
	Zellars Board Room Equip	RAB Group, Inc.	Audio and video equipment	43,299.76	-	43,299.76
	Zellars Board Room Equip	RAB Group, Inc.	Audio and video equipment	189.90	-	189.90
	Zellars Board Room Equip	CDW Government, Inc.	Monitors	863.25		863.25
	Zellars Board Room Equip	Lowe's Companies, Inc.	Ceiling tiles	2,521.95		2,521.95
	Zellars Board Room Equip	Apple, Inc.	iPad	724.00		724.00
	Zellars Board Room Equip	Apple, Inc.	iPad app	2.99		2.99
	Zellars Board Room Equip	Ergomart	Mounting for monitors	310.77		310.77
	Zellars Board Room Equip	RAB Group, Inc.	Audio and video equipment upgrades		1,938.25	1,938.25
	SPED Cameras and Server	RAB Group, Inc.	SPED cameras and server	17,391.00		17,391.00
	SPED Cameras and Server	RAB Group, Inc.	SPED cameras for Brent campus		4,055.76	4,055.76
						72,377.85
Total						
				100,643.25	680,855.56	781,498.81
					Balance	306,558.19

(1) Cover higher than anticipated cost for high school choir uniforms

Board Agenda Item

Little Elm Independent School District
300 Lobo Lane
Little Elm, Texas 75068

Board Mtg. Date	Reports of the Superintendent	Action Item	Consent Agenda	Reports, Routine Monthly	Discussion Item
08-21-2017	<input type="checkbox"/>	<input checked="" type="checkbox"/>	<input type="checkbox"/>	<input type="checkbox"/>	<input type="checkbox"/>
Subject:	APPROVE BOND REDEMPTION ORDER				
Presenter or Contact Person:	Grant Anderson, Assistant Superintendent of Finance and Operations				
Policy/Code:	CCA Legal Bond Issues				
Summary:	Discuss and Approve the attached Redemption Order which will allow the district to reduce debt by paying off certain bonds earlier than scheduled. This in return will require the district to maintain the current tax rate of .37 in order to fund the payments of the additional debt payments in 2017-18.				
Financial Implications:	The approval of the bond redemption order reduces the amount of district debt during 2017-18 by escalating payments on the bonds described in Schedule 1 of the Resolution.				
Attachments:	Redemption Order				
Recommendation:	The Administration recommends approval of the proposed Redemption Order.				
Motion:	I move that the Board approve the redemption order as proposed.				

RESOLUTION OF BOARD OF TRUSTEES OF LITTLE ELM INDEPENDENT SCHOOL DISTRICT CALLING CERTAIN OUTSTANDING BONDS FOR REDEMPTION; AUTHORIZING THE DEPOSIT OF FUNDS WITH THE PAYING AGENT/REGISTRAR; AND RESOLVING OTHER MATTERS RELATED THERETO

WHEREAS, Little Elm Independent School District (the "District") has previously issued its Unlimited Tax School Building Bonds, Series 2008-A (the "Series 2008-A Bonds"); and

WHEREAS, the District has sufficient funds in the Interest & Sinking Fund established for the Series 2008-A Bonds to fully redeem and defease all or a portion of certain outstanding maturities of the Series 2008-A Bonds (as specifically identified on **Schedule I** hereto, such bonds to be hereinafter referred to as the "Refunded Bonds"); and

WHEREAS, the District, in accordance with this Resolution, will deposit funds in an amount sufficient to fully pay all principal and interest due and owing on the Refunded Bonds on August 15, 2018 (the "Redemption Date") with The Bank of New York Mellon Trust Company, N.A., the paying agent/registrar for the Refunded Bonds (the "Paying Agent"); and

WHEREAS, the Board of Trustees (the "Board") of the District finds and determines that it is in the best interests of the District to call for redemption and defease the Refunded Bonds and that the Refunded Bonds shall be redeemed on the Redemption Date; and

WHEREAS, the meeting at which this Resolution is considered is open to the public as required by law, and the public notice of the time, place and purpose of said meeting was given as required by Chapter 551, Texas Government Code, as amended.

NOW, THEREFORE, BE IT RESOLVED BY THE BOARD OF TRUSTEES OF LITTLE ELM INDEPENDENT SCHOOL DISTRICT:

Section 1. Findings. The findings and determinations set forth in the preambles hereto are hereby incorporated by reference for all purposes.

Section 2. Deposit of Funds. The transfer and deposit of available Interest and Sinking Funds in an amount equal to \$440,000 (representing principal of the Refunded Bonds) plus interest accrued on such Refunded Bonds to the redemption date with the Paying Agent for the Refunded Bonds is hereby authorized, directed and approved.

Section 3. Redemption of Refunded Bonds. (a) The Refunded Bonds shall be paid on the Redemption Date as set forth on Schedule I attached hereto, at a redemption price equal to the principal amount thereof plus interest accrued thereon to the Redemption Date.

(b) The Secretary of the Board and any other officer of the District is hereby authorized and directed to cause a copy of this Resolution to be delivered to the Paying Agent for the Refunded Bonds, the delivery of which shall constitute notice of redemption and notice of defeasance to such Paying Agent.

Section 4. Notice of Redemption. The Paying Agent for the Refunded Bonds is hereby authorized and directed to give notice of such redemption to the owners thereof pursuant to the order authorizing the issuance of the Refunded Bonds.

Section 5. Execution and Delivery of Documents; Actions to be Taken. The President and Secretary of the Board are each hereby authorized and directed to consent to, accept, execute, attest and affix the District's seal to such other agreements, assignments, certificates, contracts, documents, instruments, releases, financing statements, letters of instruction, authorizations for the expenditure of funds of the District as may be required, written requests, and other papers, whether or not mentioned herein, as may be necessary or convenient to carry out or assist in carrying out the purposes of this Resolution and to take any and all actions required to be taken to effect the purposes of this Resolution in accordance with this Resolution and the laws of the State of Texas.

PASSED AND ADOPTED THIS 21st day of August, 2017.

President, Board of Trustees
Little Elm Independent School District

ATTEST:

Secretary, Board of Trustees
Little Elm Independent School District

Signature Page to Resolution Authorizing Redemption of Little Elm ISD Bonds

SCHEDULE I

DESCRIPTION OF REFUNDED BONDS

Unlimited Tax School Building Bonds, Series 2008-A

<u>Maturity</u>	<u>Outstanding Principal</u>	<u>Principal Being Refunded</u>	<u>Interest Rate</u>	<u>Date of Redemption</u>
8/15/2038 ⁽¹⁾	\$ 90,000	\$ 50,000	4.250%	8/15/2018 at Par
8/15/2039 ⁽²⁾	90,000	90,000	4.500%	8/15/2018 at Par
8/15/2040 ⁽²⁾	95,000	95,000	4.500%	8/15/2018 at Par
8/15/2041 ⁽²⁾	100,000	100,000	4.500%	8/15/2018 at Par
8/15/2042 ⁽²⁾	105,000	105,000	4.500%	8/15/2018 at Par

⁽¹⁾ Represents a portion of the August 15, 2038 mandatory sinking fund maturity amount for the Term Bond maturing on August 15, 2038.

⁽²⁾ Represents the mandatory sinking fund maturity amounts for the Term Bond maturing on August 15, 2042.

Board Agenda Item

Little Elm Independent School District
300 Lobo Lane
Little Elm, Texas 75068

	Reports of the Superintendent	Action Item	Consent Agenda	Reports, Routine Monthly	Discussion Item
Board Mtg. Date 08-21-2017	<input type="checkbox"/>	<input checked="" type="checkbox"/>	<input type="checkbox"/>	<input type="checkbox"/>	<input type="checkbox"/>
Subject:	ADOPTION OF BUDGET FOR 2017-2018				
Presenter or Contact Person:	Grant Anderson, Assistant Superintendent of Finance and Operations				
Policy/Code:	Board Legal Status Powers and Duties – BAA (Local) Annual Operating Budget – CE (Local)				
Summary:	Discuss and Approve the 2017-2018 Budget Adoption				
Financial Implications:	The adoption of the proposed budget supports the education initiatives of Little Elm ISD				
Attachments:	2017-2018 Proposed Budget				
Recommendation:	The Administration recommends approval of the proposed Budget for Fiscal Year 2017-2018				
Motion:	I move that the Board approve the proposed Budget for Fiscal Year 2017-2018				

LITTLE ELM INDEPENDENT SCHOOL DISTRICT
2017-18 Board Proposed Budget
Combined Funds

		General Fund	Student Nutrition Fund	Debt Service Fund	Combined Total
Estimated Revenue					
5700	Local Revenue	42,952,567	1,548,000	13,740,450	58,241,017
5800	State Revenue	22,354,908	19,000	0	22,373,908
5900	Federal Revenue	1,250,000	2,157,775	0	3,407,775
Total Revenue		<u>66,557,475</u>	<u>3,724,775</u>	<u>13,740,450</u>	<u>84,022,700</u>
Appropriations					
11	Instructional	37,534,485			37,534,485
12	Instructional Resources & Media Services	691,292			691,292
13	Curriculum & Instructional Staff Development	1,347,779			1,347,779
21	Instructional Leadership	1,200,953			1,200,953
23	School Leadership	4,071,730			4,071,730
31	Guidance, Counseling, & Evaluation Services	1,931,897			1,931,897
32	Social Work Services	31,300			31,300
33	Health Services	556,638			556,638
34	Student (Pupil) Transportation	2,132,622			2,132,622
35	Food Services	109,499	3,724,775		3,834,274
36	Cocurricular/Extracurricular Activities	1,867,951			1,867,951
41	General Administration	3,180,633			3,180,633
51	Plant Maintenance & Operations	6,616,320			6,616,320
52	Security and Monitoring Services	984,288			984,288
53	Data Processing Services	1,399,108			1,399,108
61	Community Services	42,380			42,380
71	Debt Services	1,404,700		11,984,037	13,388,737
81	Facilities Acquisition and Construction	582,900			582,900
91	Chapter 41 Recapture	500,000			500,000
95	Payments to JJAEP	40,000			40,000
99	CAD Appraisal Fees	325,000			325,000
Total Appropriations		<u>66,551,475</u>	<u>3,724,775</u>	<u>11,984,037</u>	<u>82,260,287</u>
Net Surplus/(Deficit)		<u>6,000</u>	<u>0</u>	<u>1,756,413</u>	<u>1,762,413</u>
00	Transfer Out	6,000	0	0	6,000
Budgetary Fund Balance		<u>0</u>	<u>0</u>	<u>1,756,413</u>	<u>1,756,413</u>

Board Agenda Item

Little Elm Independent School District
300 Lobo Lane
Little Elm, Texas 75068

	Reports of the Superintendent	Action Item	Consent Agenda	Reports, Routine Monthly	Discussion Item
Board Mtg. Date 08-21-2017	<input type="checkbox"/>	<input checked="" type="checkbox"/>	<input type="checkbox"/>	<input type="checkbox"/>	<input type="checkbox"/>
Subject:	ADOPTION OF TAX RATE FOR 2017-2018				
Presenter or Contact Person:	Grant Anderson, Assistant Superintendent of Finance and Operations				
Policy/Code:	CE (Legal) Education Code 44.002				
Summary:	Discuss and Approve the 2017-2018 Tax Rate				
Financial Implications:	The adoption of the tax rate generates revenue to support the education initiatives of Little Elm ISD				
Attachments:	None				
Recommendation:	<p>The Administration recommends approval of the following proposed Tax Rate for 2017-18:</p> <ul style="list-style-type: none">• Maintenance and Operations: \$1.17 per \$100 of taxable assessed property values• Interest and Sinking: \$.37 per \$100 of taxable assessed property values				
Motion:	<p>I move that the Board approve the proposed tax rate for Fiscal Year 2017-2018 as follows:</p> <ul style="list-style-type: none">• Maintenance and Operations: \$1.17 per \$100 of taxable assessed property values• Interest and Sinking: \$.37 per \$100 of taxable assessed property values• Total tax rate of \$1.54 per \$100 of taxable assessed property values				

Board Agenda Item

Little Elm Independent School District
300 Lobo Lane
Little Elm, Texas 75068

Board Mtg. Date	Reports of the Superintendent	Action Item	Consent Agenda	Reports, Routine Monthly	Other
08-21-2017	<input type="checkbox"/>	<input type="checkbox"/>	<input checked="" type="checkbox"/>	<input type="checkbox"/>	<input type="checkbox"/>
Subject:	SALARY RANGE SCHEDULE UPDATE FOR THE 2017 - 2018 SCHOOL YEAR				
Presenter or Contact Person:	Cleota Epps Executive Director for Human Resource Services				
Policy/Code:	DEAA (LEGAL), DEAA (LOCAL), DEA, as appropriate				
Summary:	Salary range schedule update: Administrative				
Financial Implications:	Included in the 2017/2018 budget				
Attachments:	Schedule provided at Board meeting				
Recommendation:	The Administration recommends approval of the Administrative Salary Range Schedule for the 2017 - 2018 school year, as submitted.				
Motion:	I move the Board approve the Administrative Salary Range Schedule for the 2017 - 2018 school year, as submitted.				

Board Agenda Item

Little Elm Independent School District
300 Lobo Lane
Little Elm, Texas 75068

Board Mtg. Date	Reports, Routine Monthly					Other
	Reports of the Superintendent	Action Item	Consent Agenda	Reports, Routine Monthly		
08-21-2017	<input type="checkbox"/>	<input type="checkbox"/>	<input checked="" type="checkbox"/>	<input type="checkbox"/>		<input type="checkbox"/>
Subject:	TWO PERCENT INCREASE FOR EMPLOYEE BASE SALARY COMPENSATION FOR THE 2017/2018 SCHOOL YEAR					
Presenter or Contact Person:	Grant Anderson Assistant Superintendent for Finance & Operation Services Cleota Epps Executive Director for Human Resource Services					
Policy/Code:	DEA (LOCAL), DEA (LEGAL), and DEAA (LOCAL)					
Summary:	A two percent increase in employee base salary compensation is proposed within the 2017/18 budget. Exceptions: 1) this increase does not affect employees who have received adjusted daily compensation for new positions, or 2) employees who have been hired with a start date on or after July 1, 2017, or 3) employees who received salary adjustments of greater than two percent based on equity studies under new Board approved compensation schedules.					
Financial Implications:	Included in budget					
Attachments:	None					
Recommendation:	The Administration recommends approval of the two percent increase in employee base salary compensation with the exceptions noted, as submitted.					
Motion:	I move the Board approve the two percent increase in employee base salary compensation with the exceptions noted, as submitted.					

Board Agenda Item

Little Elm Independent School District
300 Lobo Lane
Little Elm, Texas 75068

	Reports of the Superintendent	Action Item	Consent Agenda	Reports, Routine Monthly	Discussion Item
Board Mtg. Date 08-21-2017	<input type="checkbox"/>	<input type="checkbox"/>	<input checked="" type="checkbox"/>	<input type="checkbox"/>	<input type="checkbox"/>
Subject:	OFF CAMPUS PHYSICAL EDUCATION SITES				
Presenter or Contact Person:	Dr. Ashley Glover, Director for Curriculum and Learning Services				
Policy/Code:					
Summary:	Off Campus PE location requests will be presented.				
Financial Implications:	No financial impact at this time.				
Attachments:	List of Off Campus PE sites				
Recommendation:	The Administration recommends the approval of the presented Off Campus PE location list.				
Motion:	I recommend the Board approve the list of Off Campus PE locations as submitted.				



Off Campus Physical Education Requests

August 2017-2018

The following sites are requested as off-campus PE programs for Little Elm ISD. Sites are approved in three year cycles. Board approved sites are submitted to the Texas Education Agency for approval.

Facility	Activity	Category
Dr. Pepper Stars Center	Figure Skating	Category I (15+ hours)
Sheena's Dance Academy	Dance	Category I (15+ hours)
Tiger Rock Martial Arts	Tae Kwon Do	Category I (15+ hours)
Field House USA	Volleyball	Category I (15+ hours)
Lewisville ISD Aquatics	Swimming	Category I (15+ hours)
Rogue Athletics	Gymnastics	Category I (15+ hours)
JS Farm	Equestrian	Category I (15+ hours)
Next Step Dance	Dance	Category I (15+ hours)
Sky High Sports Center	Gymnastics	Category I (15+ hours)
Allen Community Ice Rink	Hockey	Category I (15+ hours)
Dr. Pepper Stars Center	Figure Skating	Category I (15+ hours)
Field House USA	Volleyball	Category I (15+ hours)
Sidekicks Martial Arts	Martial Arts	Category I (15+ hours)
Achievers	Gymnastics	Category I (15+ hours)
Dr. Pepper Stars Center	Figure Skating	Category II (5-14 hours)
Field House USA	Volleyball	Category II (5-14 hours)
FC Dallas	Soccer	Category II (5-14 hours)
Frisco Dance Studio	Competitive Dance	Category II (5-14 hours)



Off Campus Physical Education Requests

Board Agenda Item

Little Elm Independent School District
300 Lobo Lane
Little Elm, Texas 75068

	Reports of the Superintendent	Action Item	Consent Agenda	Reports, Routine Monthly	Discussion Item
Board Mtg. Date 08-21-2017	<input type="checkbox"/>	<input type="checkbox"/>	<input checked="" type="checkbox"/>	<input type="checkbox"/>	<input type="checkbox"/>
Subject:	GIFTS AND DONATIONS				
Presenter or Contact Person:	Grant Anderson, Assistant Superintendent for Finance and Operations				
Policy/Code:	Other Revenues – Grants from Private Sources – CDC (LOCAL)				
Summary:	New gifts and donations received by the District will be presented.				
Financial Implications:	Increase of General Fund revenues and increase in appropriate budgets.				
Attachments:	Donation List				
Recommendation:	The Administration recommends the acceptance of gifts and donations.				
Motion:	I recommend the Board approve the acceptance of gifts and donations as submitted.				

LITTLE ELM INDEPENDENT SCHOOL DISTRICT
NEW DONATIONS
August 2017

Campus/Dept	Fund	Donation From	Description	Date	Monetary	Non-Monetary	Total
Communications	499	Little Elm ISD Education Foundation	Student scholarships and new teacher luncheon	06/06/17	5,000.00		5,000.00
Communications	817	Little Elm ISD Education Foundation	Teacher grants	07/12/17	7,475.00		7,475.00
Lakeview	461	Everett Financial	Teacher incentives	07/20/17	137.00		137.00
Communications	499	iCare Emergency Centers	Back to School Bash and Convocation	07/19/17	4,000.00		4,000.00
Communications	499	Little Elm ISD Education Foundation	Convocation, Tuesday folders and calendars	08/01/17	7,500.00		7,500.00
Communications	499	Leasor Crass P.C.	Back to School Bash	07/05/17	500.00		500.00
Communications	499	Credit Union of Texas / Ana Ortiz	Back to School Bash	07/10/17	1,000.00		1,000.00
Communications	499	Sunshine House / Laurie Salmon	Back to School Bash	07/10/17	100.00		100.00
Communications	499	InTouch Credit Union / Josh Franzen	Back to School Bash	07/11/17	100.00		100.00
Communications	499	Grade Power Learning Frisco / Chinwe Moffatt	Back to School Bash	07/17/17	100.00		100.00
Communications	499	Little Elm Ministerial Alliance	Back to School Bash	07/27/17	300.00		300.00
Communications	499	Tutor Doctor / Kerby Pierre	Back to School Bash	08/02/17	100.00		100.00
Communications	499	Premier Martial Arts / Lisa Nickolyn	Back to School Bash	08/05/17	100.00		100.00
Communications	499	Lakeside Dental / Melissa Sigman	Back to School Bash	08/05/17	100.00		100.00
Communications	499	American National Insurance / Kathy Lardie	Back to School Bash	08/05/17	100.00		100.00
Communications	499	Grande Communications / Lori Salisbury	Back to School Bash	08/05/17	100.00		100.00
Communications	499	Planet Kidz Little Elm / Relonda Clark	Back to School Bash	08/05/17	100.00		100.00
Communications	499	Lice Lifters / Beth Kirschner	Back to School Bash	08/05/17	100.00		100.00
Communications	499	Just Between Friends / Amber Birmingham	Back to School Bash	08/05/17	100.00		100.00
Communications	499	Iron Phoenix Martial Arts / Kathleen Caporin	Back to School Bash	08/05/17	100.00		100.00
Communications		Sci-Tech Discovery Center	Convocation - Sci-Tech show at elementary school	07/03/17		325.00	325.00
Communications		Little Elm Chiropractic / David Cox	Convocation - gift basket and gift certificate	07/13/17		250.00	250.00
Communications		Mr. Gs Mobile Car Wash & Detailing / Greg Weatherford	Convocation - 2 gift certificates for wash and detailing	07/13/17		250.00	250.00
Communications		JAFRA Independent Consultant / Mary Price	Convocation - gift basket of JAFRA products	07/17/17		250.00	250.00
Communications		Strikz Entertainment / Kendra McMurray	Convocation - 2 Family Fun passes and gift certificate	07/18/17		250.00	250.00
Communications		Grande Communications / Lori Salisbury	Convocation - Rough Riders tickets package	07/19/17		250.00	250.00
Communications	499	Lamar University / Keta Dodson	Convocation - 10 Amazon gift cards	07/20/17		250.00	250.00
Communications	499	RE/MAX / William Roebken	Convocation	07/27/17	250.00		250.00
Communications	499	Cross Ridge Church	Convocation	07/27/17	250.00		250.00
Communications	499	Edward Jones / Stuart Snook	Convocation	07/31/17	250.00		250.00
Communications	499	APTE Region 11 / Betty Plunkett	Convocation	08/01/17	250.00		250.00
Communications		Costco / Penny Burgdorf	Convocation - 5 pen carousels & storage bins	08/05/17		250.00	250.00
Communications		Little Elm Rec Center / Missy Meador	Memberships	08/05/17		250.00	250.00
Communications		Tutor Doctor / Kerby Pierre	2 gift bags	08/05/17		250.00	250.00
Communications		Spinal Decompression & Chiropractic / Dee Tab	Convocation - gift basket	08/05/17		585.00	585.00
Communications	499	Lice Lifters / Beth Kirschner	Convocation	08/05/17	250.00		250.00
Communications	499	Credit Union of Texas / Ana Ortiz	Convocation	08/10/17	2,500.00		2,500.00
Communications	499	American Teachers Retirement (Josef Bezdek)	Convocation	08/10/17	250.00		250.00
Communications		Baylor Institute for Rehabilitation / Hunter Gaulke	Convocation - Walmart gift cards	08/10/17		250.00	250.00
Communications		iFly Entertainment / Ryan Hooks	Convocation - family package at iFly	08/10/17		299.95	299.95
Communications		Redwood Financial / John Paul Johnson	Convocation - 2 iPads and 2 Sony portable speakers	08/10/17		950.00	950.00
Communications		LEAYSA / Shelly Schmidt	Convocation - gift basket	08/10/17		250.00	250.00
Communications		American National Insurance / Kathy Lardie	Convocation - gift basket	08/10/17		100.00	100.00
Communications		Horace Mann / Emily Jolly	Convocation - large screen TV	08/10/17		400.00	400.00
Communications		Texas Health	Convocation - fitness gift certificate and gift basket	08/10/17		250.00	250.00
					31,112.00	5,659.95	36,771.95

Board Agenda Item

Little Elm Independent School District
300 Lobo Lane
Little Elm, Texas 75068

	Reports of the Superintendent	Business Item	Consent Agenda	Reports, Routine Monthly	Discussion Item
Board Mtg. Date 08-21-2017	<input type="checkbox"/>	<input type="checkbox"/>	<input checked="" type="checkbox"/>	<input type="checkbox"/>	<input type="checkbox"/>
Subject:	FINAL BUDGET AMENDMENTS				
Presenter or Contact Person:	Grant Anderson, CFO				
Policy/Code:	Board Legal Status Powers and Duties – BAA (Local) Annual Operating Budget – CE (Local)				
Summary:	At the end of each year final budget amendments are presented to the board for approval for any anticipated functional overages.				
Financial Implications:					
Attachments:	Under Separate Cover				
Recommendation:	The Administration recommends approval of the 2016-2017 End of Year Budget Amendments as submitted.				
Motion:	I move that the Board approve the 2016-2017 End of Year Budget Amendments as submitted.				