



Genaro “Jerry” Martinez
Maintenance Department Coordinator

Corpus J. Zorola, CTSBS, CTPM
Supervisor – Environmental/Health/
Safety/Custodial Training

Dustin C. Garza, MSHA
Employee Benefits/Risk Management Director

Safety Coordinators Meeting

December 15, 2021

SRN#215166

Session

4:00PM – 5:00PM

AGENDA

- **October Meeting Review**
- **Dustin C. Garza**
- **Completion Matrix**
- **Stairway and Ladder Safety**
- **Air Purifiers**
 - a. **Cascade**
 - b. **Jade**
- **Comments**





October Meeting Review

Sergeant Paz - CKB Legal

Completion Matrix

**Introduction to Slips Trips &
Falls**

***"NO" Shower curtains in Class
Rooms***

**Must have Clean Mechanical
Rooms**



October Meeting Review

Sergeant Paz

CKB Legal
Secure (Lockout)
Soft Lockdown
Evacuate
Shelter-in place for Hazmat
Shelter for severe weather



Sergeant Paz - CKB Legal

Completion Matrix

**Introduction to Slips Trips &
Falls**

***"NO" Shower curtains in Class
Rooms***

**Must have Clean Mechanical
Rooms**



October Meeting Review

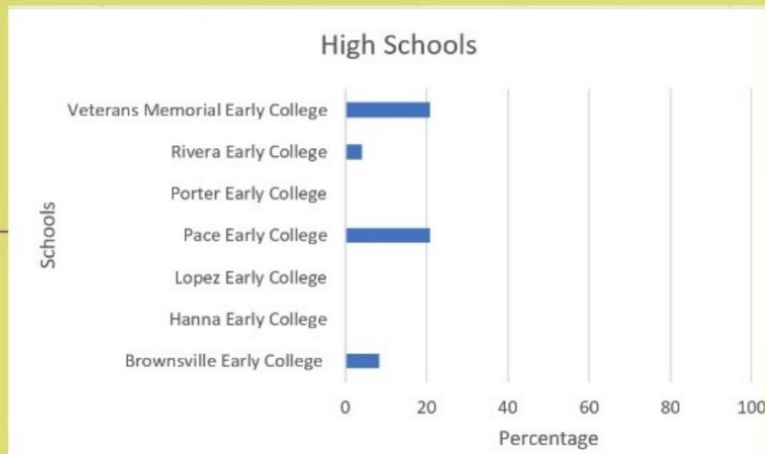
Sergeant Paz - CKB Legal

Completion Matrix

Introduction to Slips Trips & Falls

"NO" Shower curtains in Class Rooms

Must have Clean Mechanical Rooms



October Meeting Review

Slips, Trips and Falls



Most workplace injuries are due to all types of slips, trips, and falls

Sergeant Paz - CKB Legal

Completion Matrix

Introduction to Slips Trips & Falls

"NO" Shower curtains in Class Rooms


Must have Clean Mechanical Rooms



October Meeting Review

Fire Safety

No Shower Curtains and Clean Mechanical Room



Sergeant Paz - CKB Legal

Completion Matrix

Introduction to Slips Trips & Falls

"NO" Shower curtains in Class Rooms

Must have Clean Mechanical Rooms







Mr. Dustin Garza

Employee Benefits/Risk Management

Slips Trips & Falls



AN EARLY COLLEGE DISTRICT

BROWNSVILLE

INDEPENDENT SCHOOL DISTRICT



TRISTAR[®]

Brownsville ISD Slip, Trip and Fall Review

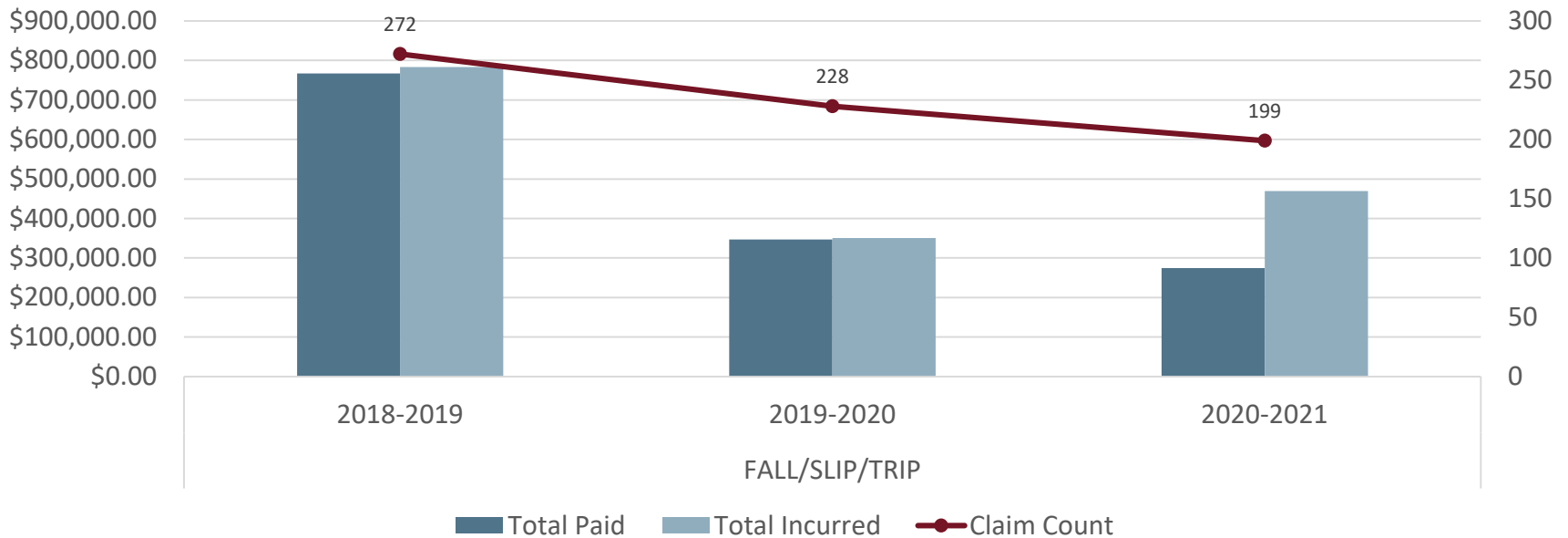
Reports Valued at October 31, 2021

transforming risk into opportunity[®]



Brownsville ISD Fall/Slip/Trip Cost per School Year

Incident Year: September 1st, 2018-August 31st, 2021



School Year	Claim Count	Total Paid	Total Incurred
FALL/SLIP/TRIP	699	\$1,387,972.32	\$1,602,570.59
2018-2019	272	\$767,227.50	\$782,902.44
2019-2020	228	\$346,559.44	\$350,332.82
2020-2021	199	\$274,185.38	\$469,335.33
Grand Total	699	\$1,387,972.32	\$1,602,570.59



Top 25 Related Fall/Slip/Trip Accidents per School Year

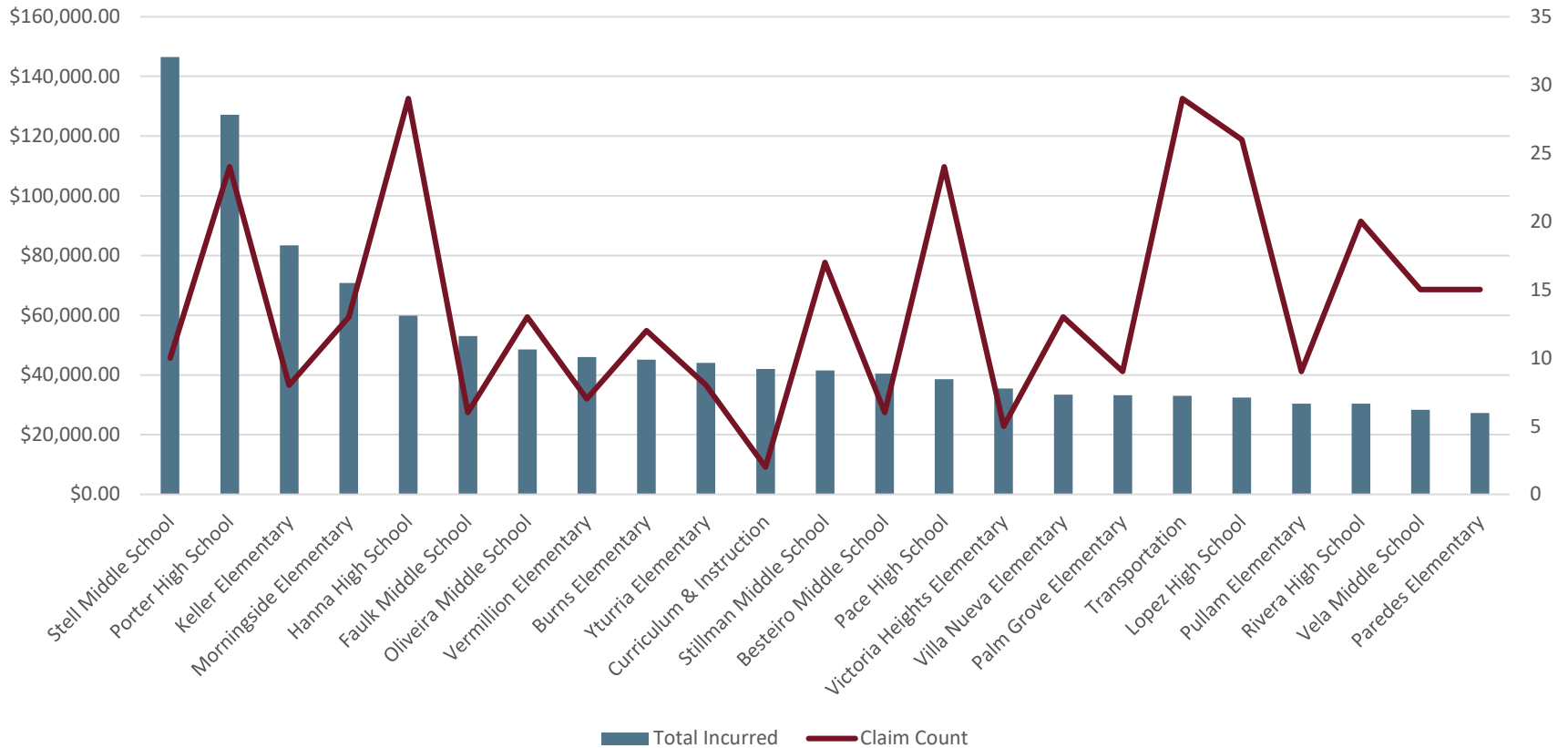
Incident Year: September 1st, 2018-August 31st, 2021

Location	Claim Count	Total Incurred
Stell Middle School	10	\$146,512.69
Porter High School	24	\$127,116.33
Keller Elementary	8	\$83,423.46
Morningside Elementary	13	\$70,859.08
Hanna High School	29	\$59,885.93
Faulk Middle School	6	\$53,050.64
Oliveira Middle School	13	\$48,506.51
Vermillion Elementary	7	\$46,055.38
Burns Elementary	12	\$45,108.86
Yturria Elementary	8	\$44,031.02
Curriculum & Instruction	2	\$42,020.05
Stillman Middle School	17	\$41,555.29
Besteiro Middle School	6	\$40,495.12
Pace High School	24	\$38,558.28
Victoria Heights Elementary	5	\$35,480.50
Villa Nueva Elementary	13	\$33,463.93
Palm Grove Elementary	9	\$33,213.79
Transportation	29	\$33,053.43
Lopez High School	26	\$32,429.75
Pullam Elementary	9	\$30,372.63
Rivera High School	20	\$30,340.51
Vela Middle School	15	\$28,332.20
Paredes Elementary	15	\$27,236.39



Claims by Top 25 Location

Incident Year: September 1st, 2018-August 31st, 2021





Claims by Top 25 Body Part by Incurred

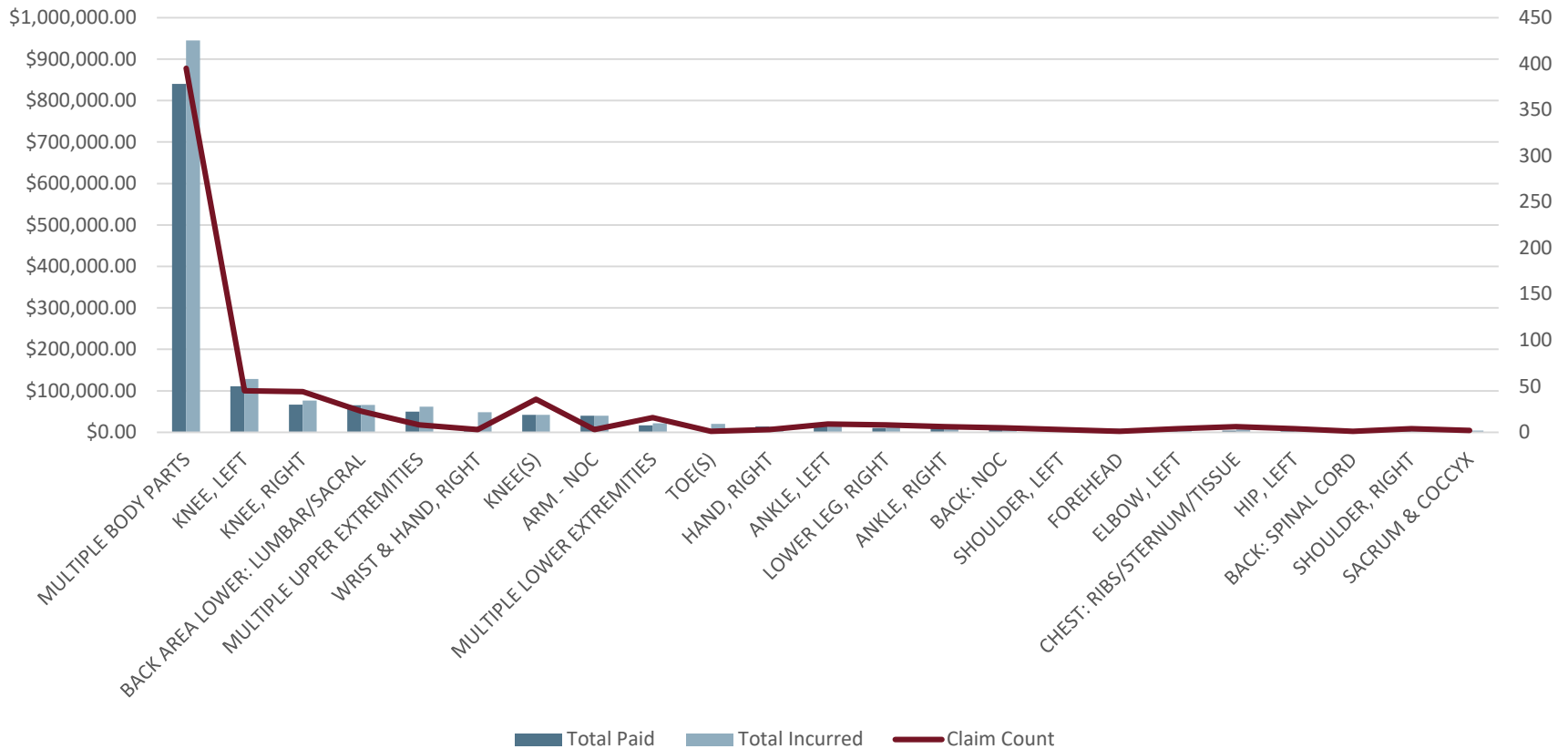
Incident Year: September 1st, 2018-August 31st, 2021

Body Part	Claim Count	Total Paid	Total Incurred
MULTIPLE BODY PARTS	395	\$839,866.26	\$944,924.72
KNEE, LEFT	45	\$110,861.82	\$128,302.46
KNEE, RIGHT	44	\$66,702.70	\$76,866.25
BACK AREA LOWER: LUMBAR/SACRAL	23	\$65,419.92	\$65,894.92
MULTIPLE UPPER EXTREMITIES	8	\$50,060.52	\$61,563.45
WRIST & HAND, RIGHT	3	\$9,554.99	\$48,107.85
KNEE(S)	36	\$42,345.32	\$42,345.32
ARM - NOC	3	\$40,285.76	\$40,285.76
MULTIPLE LOWER EXTREMITIES	16	\$16,776.94	\$21,933.35
TOE(S)	1	\$326.72	\$20,584.00
HAND, RIGHT	3	\$13,837.15	\$13,837.15
ANKLE, LEFT	9	\$13,641.10	\$13,641.10
LOWER LEG, RIGHT	8	\$10,559.00	\$11,806.50
ANKLE, RIGHT	6	\$10,329.55	\$10,329.55
BACK: NOC	5	\$10,302.51	\$10,302.51
SHOULDER, LEFT	3	\$10,248.30	\$10,248.30
FOREHEAD	1	\$8,638.05	\$8,638.05
ELBOW, LEFT	4	\$6,647.18	\$6,647.18
CHEST: RIBS/STERNUM/TISSUE	6	\$4,186.00	\$6,629.64
HIP, LEFT	4	\$5,738.36	\$5,738.36
BACK: SPINAL CORD	1	\$5,563.92	\$5,563.92
SHOULDER, RIGHT	4	\$5,190.96	\$5,190.96
SACRUM & COCCYX	2	\$4,023.38	\$4,023.38



Claims by Top 25 Body Part by Incurred

Incident Year: September 1st, 2018-August 31st, 2021





Examples of Accident Fall/Slip/Trip Descriptions

Incident Year: September 1st, 2018-August 31st, 2021

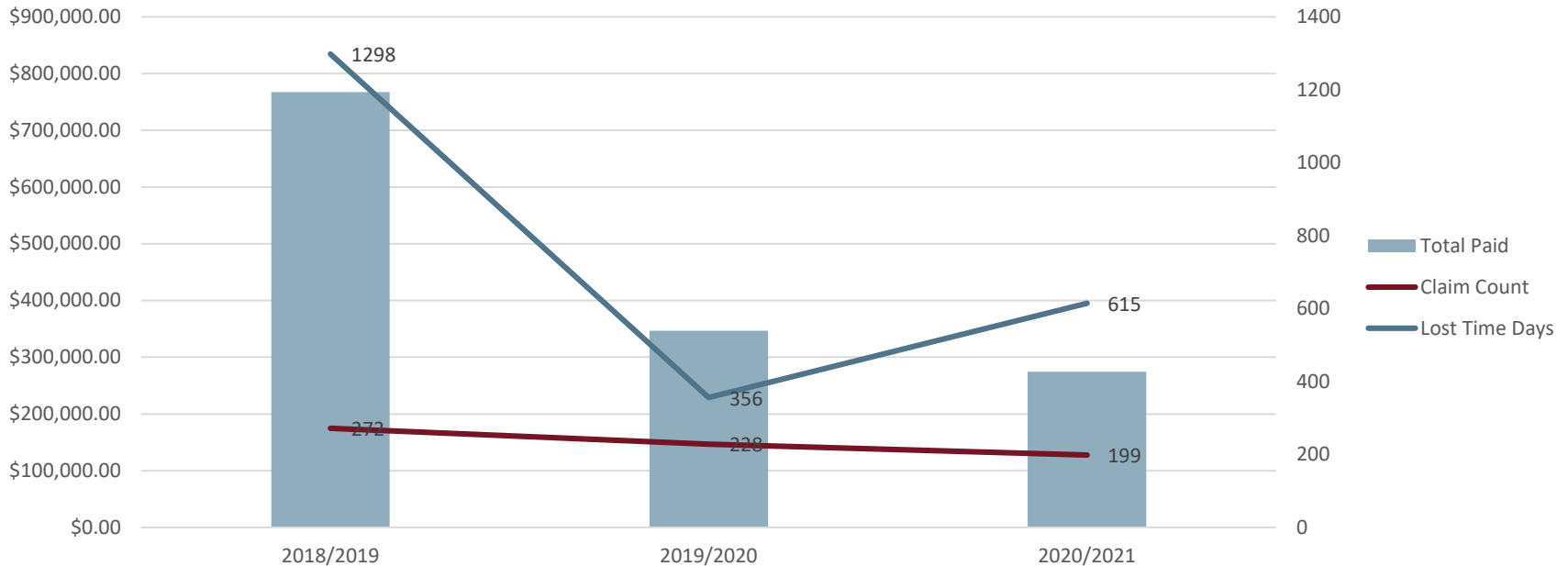
Incident Description Examples:

- EE slipped and fell while going to her vehicle. She hit her head and right elbow and possible fracture to right leg. Head, right elbow, right leg
- She walked into K-hall, it had rained so makeshift carpet out of cardboard had been placed on floor but had not been secured.
- About 4:30, EE was walking with the girls and stepped into a hole on the ground.
- EE was walking and lost her balance causing her to fall on sidewalk.
- EE spraying lysol when poster fell. EE went to pick it up and crossed over laptop cord when right foot got caught and she fell on left shoulder.
- Walking down hallway and just tripped.
- EE getting some trays from a shopping basket and as she turned her right foot got caught in the wheel of the cart, she fell forward.
- Arriving to school, accidentally stepped on a rock causing her to fall forward
- EE was directing traffic stepped back and tripped and tried to break fall by using right hand.
- Crew painting sidewalk, stepped on the wet paint with right foot, began to slip, planted with left foot to regain balance.
- Teacher fell into hole outside rear of campus
- EE walked through a puddle of water in front of entrance and slipped on pebble floor.
- EE taking boxes out of closet, when he tripped over boxes and lost his balance, falling on his left knee.
- The floor was wet from rain and EE slipped, fell to left knee and landed on lower back.
- EE was walking backwards in between desks and fell backwards landing on the floor.
- EE stated that she was on her way to the bathroom, she fell due to some oil on the floor.
- EE was walking into freezer and slipped and fell on her buttocks and her right leg folded back.
- While walking through the cafeteria, I slipped on a piece of food and landed on my left knee
- EE entered building, building had no lights on, she slipped and fell on her back. EE then noticed floor was wet.
- EE tripped on door-metal floor hinge guard and fell flat forward.
- EE working curbside attempted to pick up cardboard from sidewalk, EE braced himself with folding table, it collapsed and EE fell forward.
- EE Walking to school and there was small amount of water, EE slipped.
- EE walking on the wooden sidewalk by the Disciplinary Office when she tripped with the uneven board and fell to the ground.
- EE fell from roof of building, taken to ER.



Brownsville ISD Total Lost Time Days

Incident Year: September 1st, 2018-August 31st, 2021

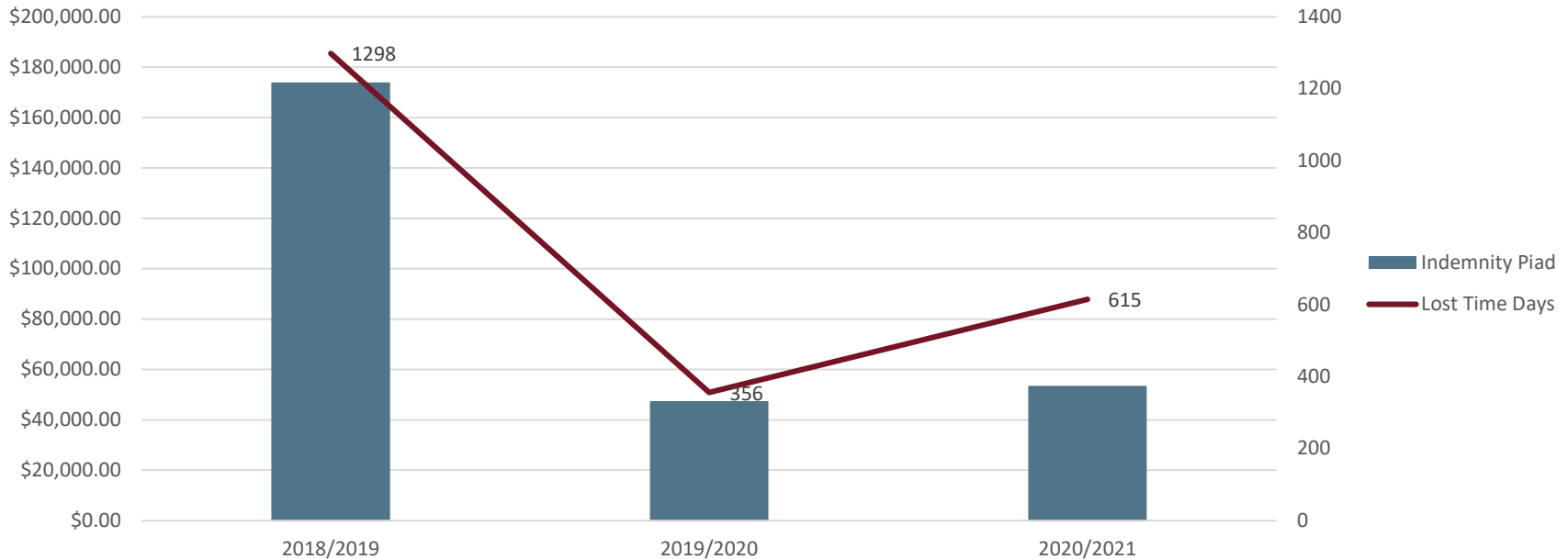


School Year	Claim Count	Lost Time Days	Total Paid
2018/2019	272	1298	\$767,227.50
2019/2020	228	356	\$346,559.44
2020/2021	199	615	\$274,185.38
Grand Total	699	2269	\$1,387,972.32



Brownsville ISD Indemnity Paid

Incident Year: September 1st, 2018-August 31st, 2021



School Year	Lost Time Days	Indemnity Paid
2018/2019	1298	\$173,992.92
2019/2020	356	\$47,481.72
2020/2021	615	\$53,452.08
Grand Total	2269	\$274,926.72



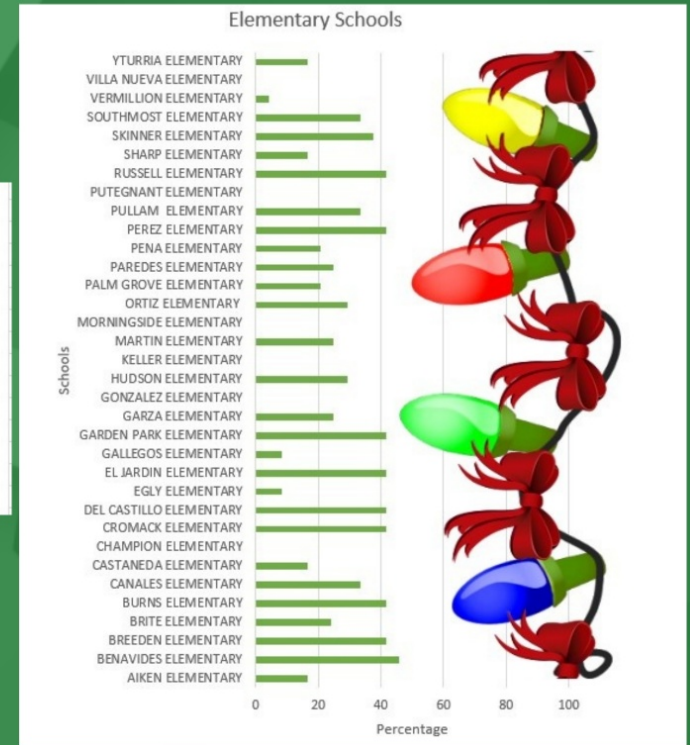
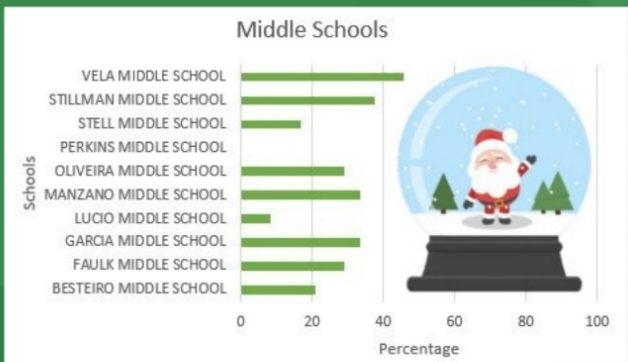
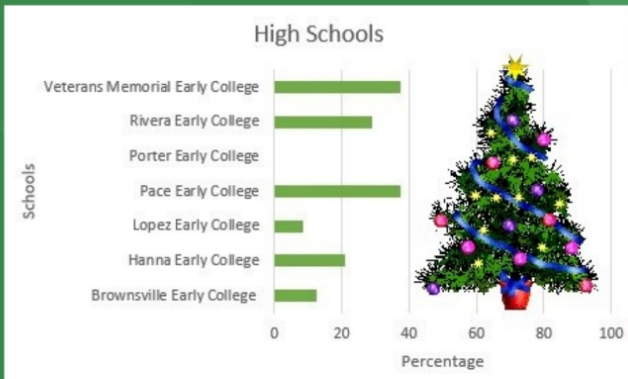
Thank You!

www.tristargroup.net

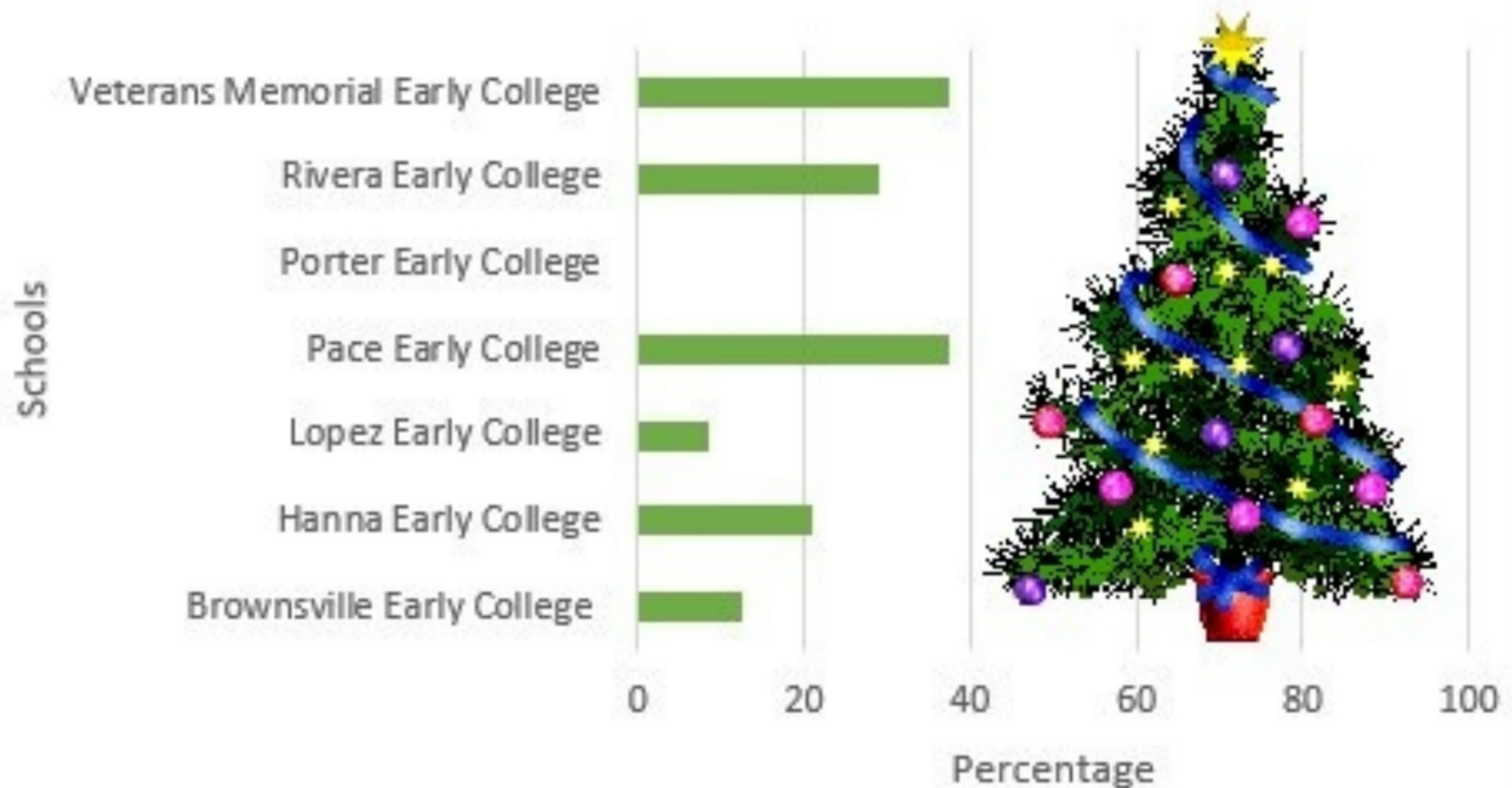
transforming risk into opportunity®

TRISTAR®

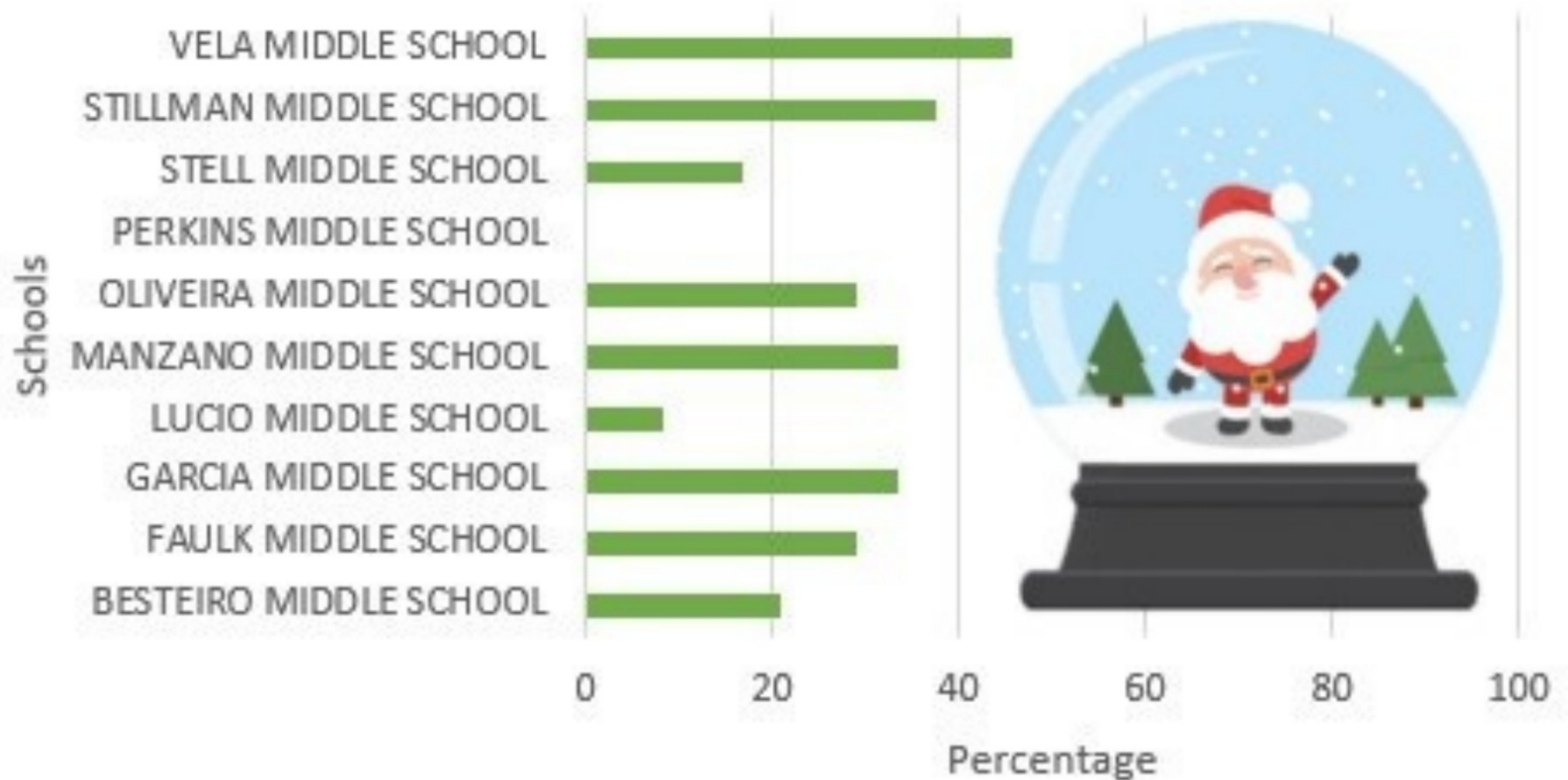




High Schools




Middle Schools





80

100



Alternative Schools

Schools

Lincoln Park High School

Brownsville Learning Academy (BLA)

Brownsville Academic Center



Percentage

0

20

40

60

80

100

Schools

S
RU
PUTEG
PU

PAI
PALM C

MORNIN

M

K

HU

GON

(

GARDEN

GALI

EL J

DEL CAS

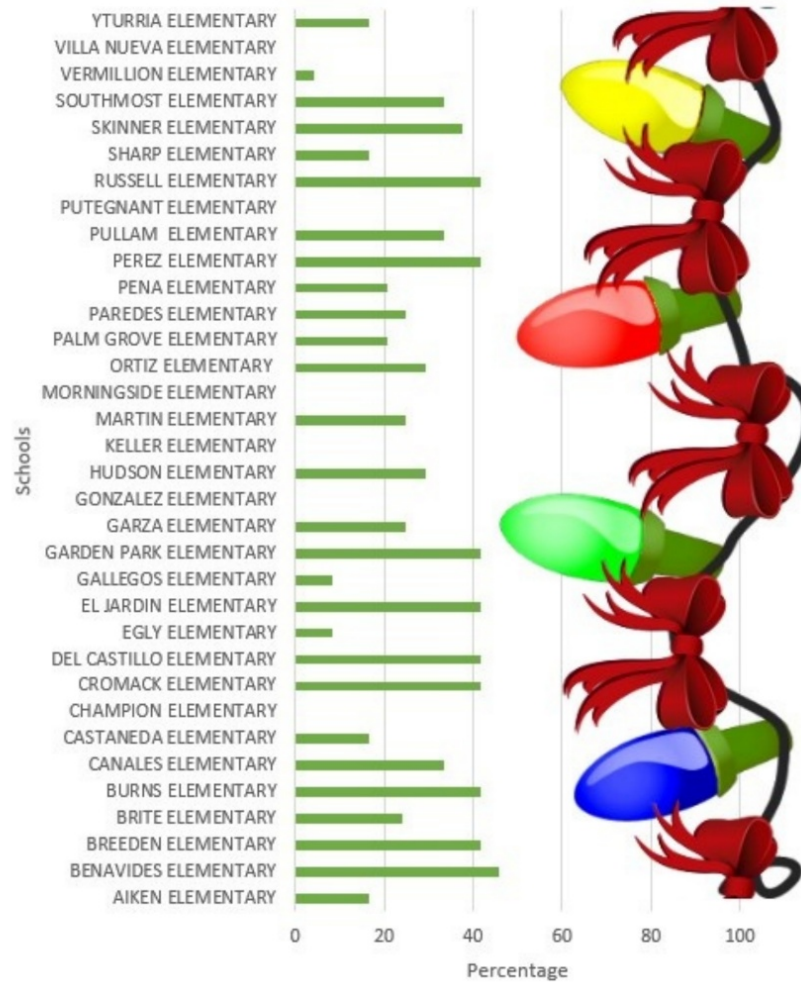
CRO

CHAN


CASTA

CAI

Elementary Schools

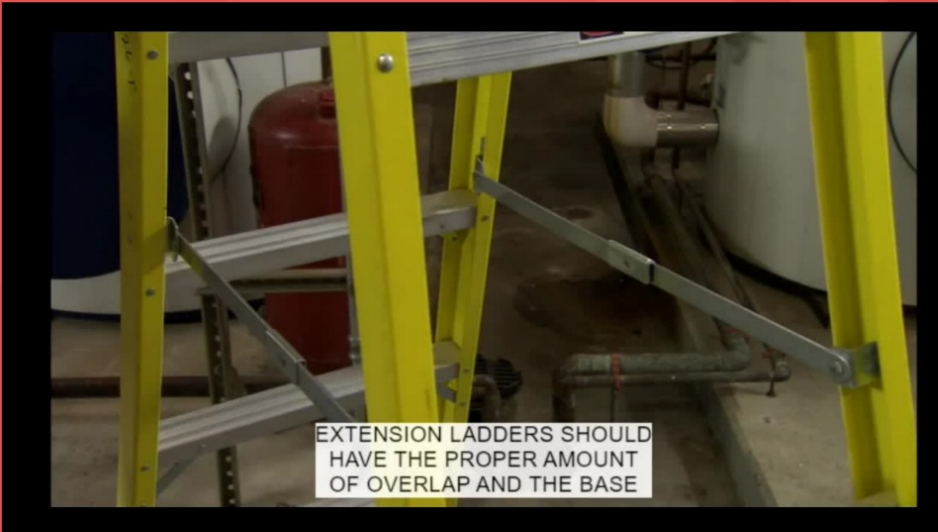


ernative Schools

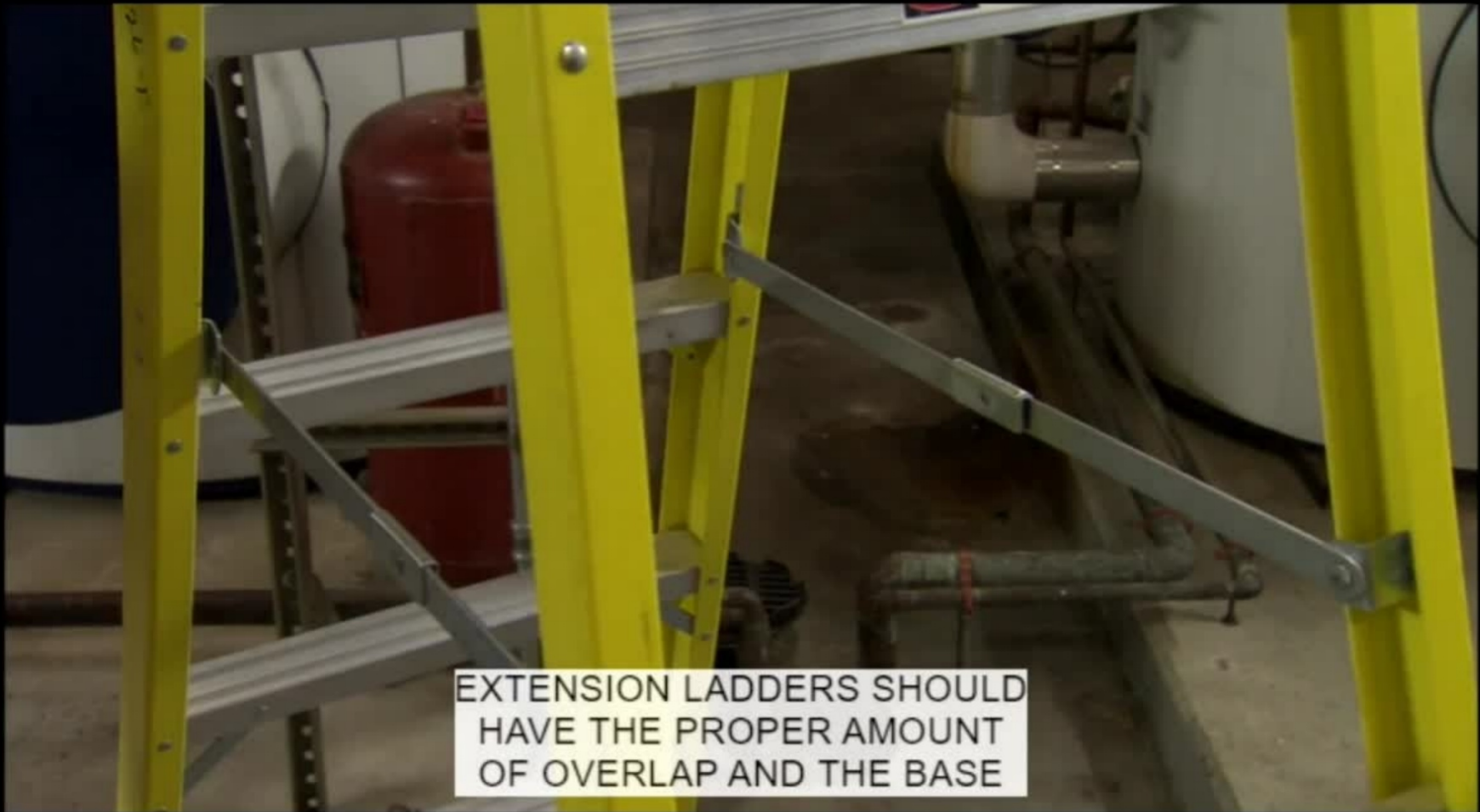




Stairway & Ladder Safety




Falls from stairways and ladders are one of the leading causes of on-the-job injuries and fatalities






Air Purifiers

Cascade & Jade





84% Harmful Particulate Reduction





Comments

We are here to help you!



