



The Pathway to the Promise.™

Summary of 2010-2011 AYP Status

September 1, 2011



District Achieves

AYP

2008/2009 • 2010/2011



Pittsburgh
Public Schools



EXCELLENCE
FOR ALL

The Pathway to the Promise.™



**In 2011, Pittsburgh achieved
Adequate Yearly Progress for the
second time in three years!**

The 2011 District AYP status is Making Progress. Making Progress means that the District met AYP for the first year of a 2-year probation period. If the District meets AYP for a second year then our status will be Made AYP.

In 2009, the District made AYP and its status became Making Progress, but we just missed AYP in 2010.

What is AYP? Adequate Yearly Progress (AYP) is the accountability system under the No Child Left Behind Act of 2001 (NCLB).

- NCLB requires states to set targets to determine whether all public school students, as well as individual subgroups of students, are making progress toward meeting academic content standards.
- 2010-11 is the 9th year for AYP designations.
- **The goal of NCLB is to have all students reaching proficient levels in reading and mathematics by 2014 as measured by performance on state tests.**
- Progress on those standards must be tested yearly in grades 3 through 8 and in one grade in high school.

No Child Left Behind required districts and schools to meet specific targets to make AYP in 2010-11.

Attendance rates – must be higher than 90% (or show growth from the previous year)

Graduation rates – must be higher than 82.5%. 2010-11 is the final year for the 'leaver' graduation rate. The 'cohort' graduation rate will be used for AYP determinations beginning in 2011-12. The target is still in discussion.

PSSA Participation – for both Reading and Mathematics, 95% or more of the currently enrolled students must take each test

PSSA Performance – at least 72% of the students must score proficient or advanced in Reading, and at least 67% must score proficient or advanced in Mathematics.

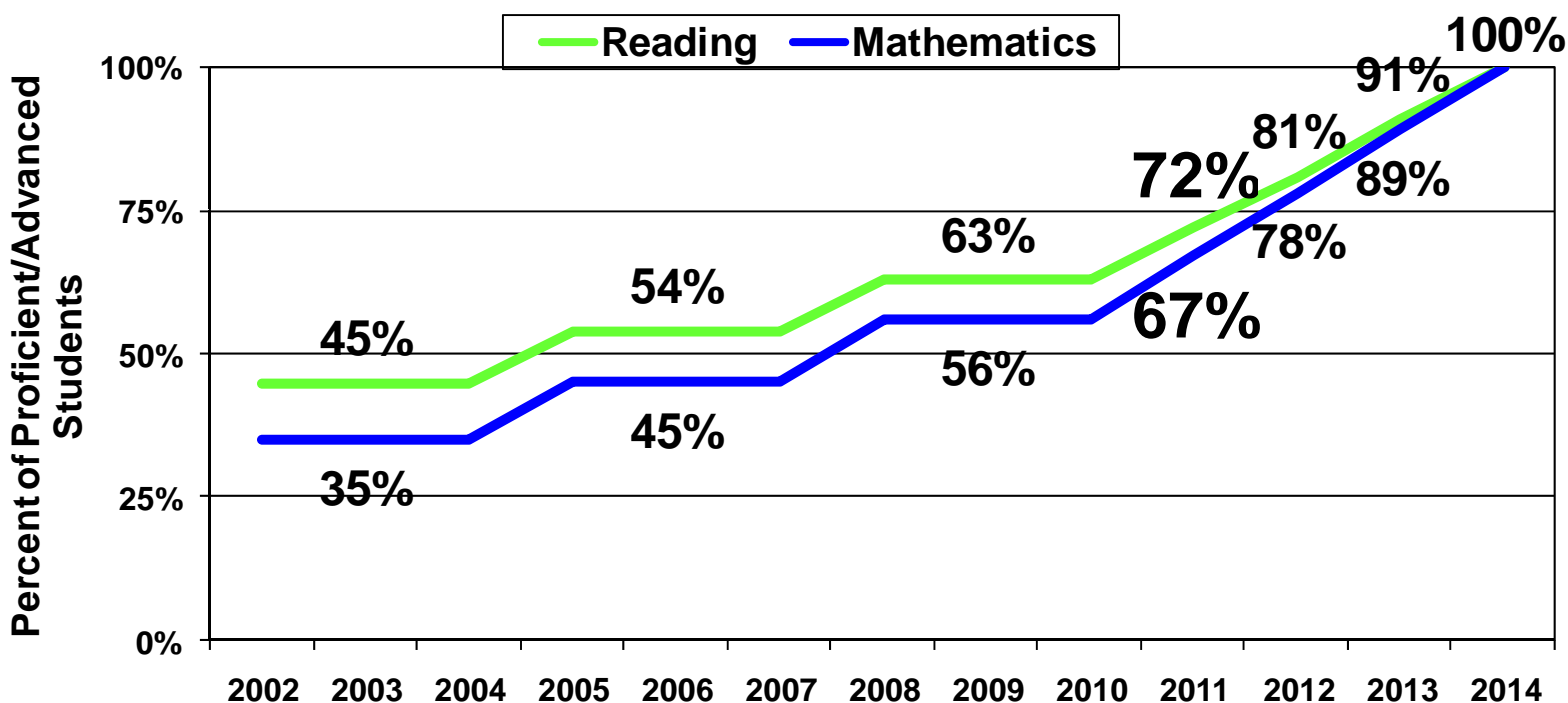
Meeting AYP in PSSA Performance is Complicated.

Met AYP: AYP is met by meeting or exceeding the targets.

Other ways of meeting AYP:

- **Confidence Interval (CI):** AYP is met by using a 95% Confidence Interval around the target.
- **Safe Harbor (SH):** AYP is met by Safe Harbor, when the number of students in the Basic or Below Basic category is reduced by 10% from the year before.
- **Safe Harbor Confidence Interval (SHCI):** AYP is met when the number of students in the Basic or Below Basic category is reduced by 10% from the year before, using a 75% confidence interval.
- **Growth Model (GM):** AYP is met through the use of projections to proficiency through the use of PVAAS data. The criteria are set by the U.S. Department of Education.

It is increasingly challenging for districts and schools to meet the performance targets as they increase in accordance with the NCLB requirement that 100% of students be proficient by 2014.



- Reading Target: 63% from 2008-2010. **72% in 2011.** 81% in 2012.
- Mathematics Target: 56% from 2008-2010. **67% in 2011.** 78% in 2012.

For the District to make AYP *at least one grade band* must meet all the Mathematics targets and *at least one grade band* must meet all the Reading targets for the all students category and all subgroups. Graduation and attendance targets must be met also.

- PSSA participation and performance: Two grade spans met all Mathematics targets (3-5 and 6-8) and one grade span met all Reading targets (6-8).
- Graduation and attendance: Our graduation rate of 89% and attendance rate of 94% met the AYP targets.

The District is held accountable for eight subgroups in grade spans 3-5 and 6-8.

Is there a District subgroup*?	Grades 3-5	Grades 6-8	Grade 11
African-American	Yes	Yes	Yes
White	Yes	Yes	Yes
Latino/Hispanic	Yes	Yes	**
Asian	Yes	Yes	Yes
Multiracial	Yes	Yes	Yes
IEP (Special Education)	Yes	Yes	Yes
ELL (English Language Learners)	Yes	Yes	**
ED (Economically Disadvantaged)	Yes	Yes	Yes

* A subgroup is a group of 40 or more students.

**Currently, there are less than 40 students, but this may change over time.

Mathematics Grades 3-5 and 6-8: The District met all 36 Mathematics targets across both the 3-5 and 6-8 grade spans.

	Grades 3-5		Grades 6-8	
Mathematics	Participation	Performance	Participation	Performance
All	Yes	Yes	Yes	Yes-GM
African-American	Yes	Yes-GM	Yes	Yes-GM*
White	Yes	Yes	Yes	Yes
Latino/Hispanic	Yes	Yes	Yes	Yes
Asian	Yes	Yes	Yes	Yes
Multiracial	Yes	Yes	Yes	Yes-CI
IEP (Special Education)	Yes	Yes-SHCI*	Yes	Yes-SH
ELL (English Language Learners)	Yes	Yes-CI	Yes	Yes-CI
ED (Econ. Disadvantaged)	Yes	Yes-GM	Yes	Yes-GM

*Preliminary results incorrectly included students who were not enrolled in the District for the Full Academic Year. After enrollment data were corrected, the IEP and African American subgroups met the target.

Data Source: DRC 2011 Preliminary AYP System

Reading Grades 3-5 and 6-8: The District met 16 of 18 targets in the 3-5 grade span and all 18 targets in the 6-8 span.

	Grades 3-5		Grades 6-8	
Reading	Participation	Performance	Participation	Performance
All	Yes	Yes-GM	Yes	Yes-GM
African-American	Yes	No	Yes	Yes-GM
White	Yes	Yes	Yes	Yes
Latino/Hispanic	Yes	Yes-SH	Yes	Yes-SHCI
Asian	Yes	Yes	Yes	Yes-CI
Multiracial	Yes	Yes-SHCI	Yes	Yes-GM
IEP (Special Education)	Yes	Yes-SHCI	Yes	Yes-SH
ELL (English Language Learners)	Yes	Yes-SHCI	Yes	Yes-SH
ED (Econ. Disadvantaged)	Yes	No	Yes	Yes-GM

Mathematics and Reading Grades 9-12: The District met 11 of 14 Mathematics targets and 13 of 14 Reading targets.

Grades 9-12	Mathematics		Reading	
	Participation	Performance	Participation	Performance
All	Yes	No	Yes	Yes-SHCI
African-American	Yes	No	Yes	Yes-SHCI
White	Yes	Yes-CI	Yes	Yes
Asian	Yes	Yes	Yes	Yes-SHCI
Multiracial	Yes	Yes-SH	Yes	Yes-CI
IEP (Special Education)	No	Yes-SHCI	No	Yes-SH
ED (Econ. Disadvantaged)	Yes	Yes-SHCI	Yes	Yes-SHCI

Summary of Mathematics AYP Targets: In 2011, the District met 94% of the targets across all grade spans compared to 88% in 2010.

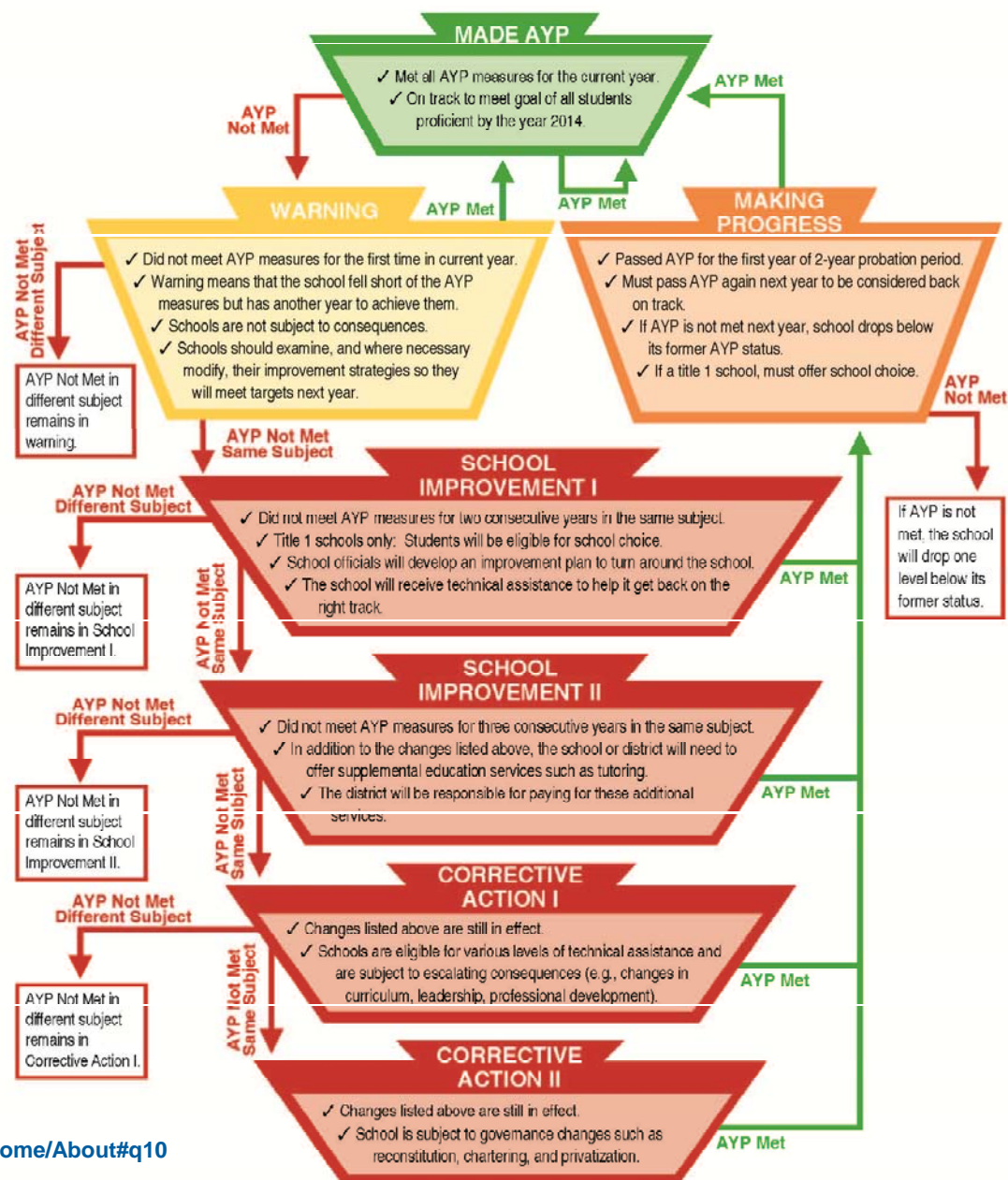
Grade Span	Number of Targets Met	Total Number of Targets	% of Targets Met
3-5	18	18	100%
6-8	18	18	100%
9-12	11	14	79%
TOTAL	47	50	94%

Summary of Reading AYP Targets: In 2011, the District met 94% of targets across all grade spans compared to 85% in 2010.

Grade Span	Number of Targets Met	Total Number of Targets	% of Targets Met
3-5	16	18	89%
6-8	18	18	100%
9-12	13	14	93%
TOTAL	47	50	94%

AYP Status Levels

How does a school's status level change from year to year and what do the status levels mean?

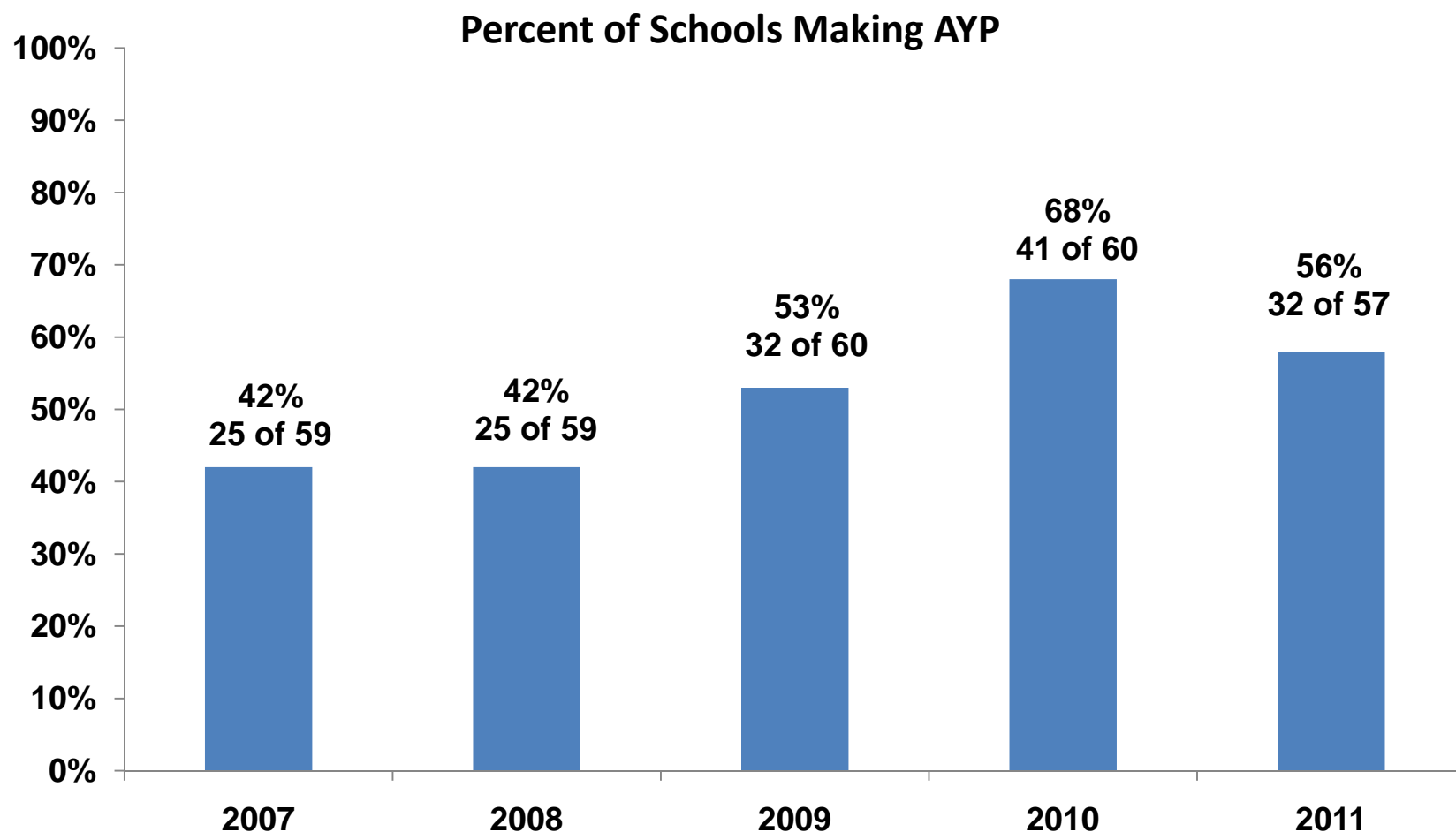


For a school to make AYP the all students category and all subgroups must meet the Reading and Mathematics targets. Grade levels are aggregated, for example; grades 3-8 are combined for a K-8 school.

Note: A subgroup target applies to a school if the subgroup contains more than 40 students.

The relationship between the District making AYP and the number of schools making AYP is complicated. In 2011, the District made AYP yet fewer schools made AYP than in 2010. In 2010 the District did not make AYP yet more schools made AYP than in 2011. Our goal is to have the District and as many schools as possible make AYP.

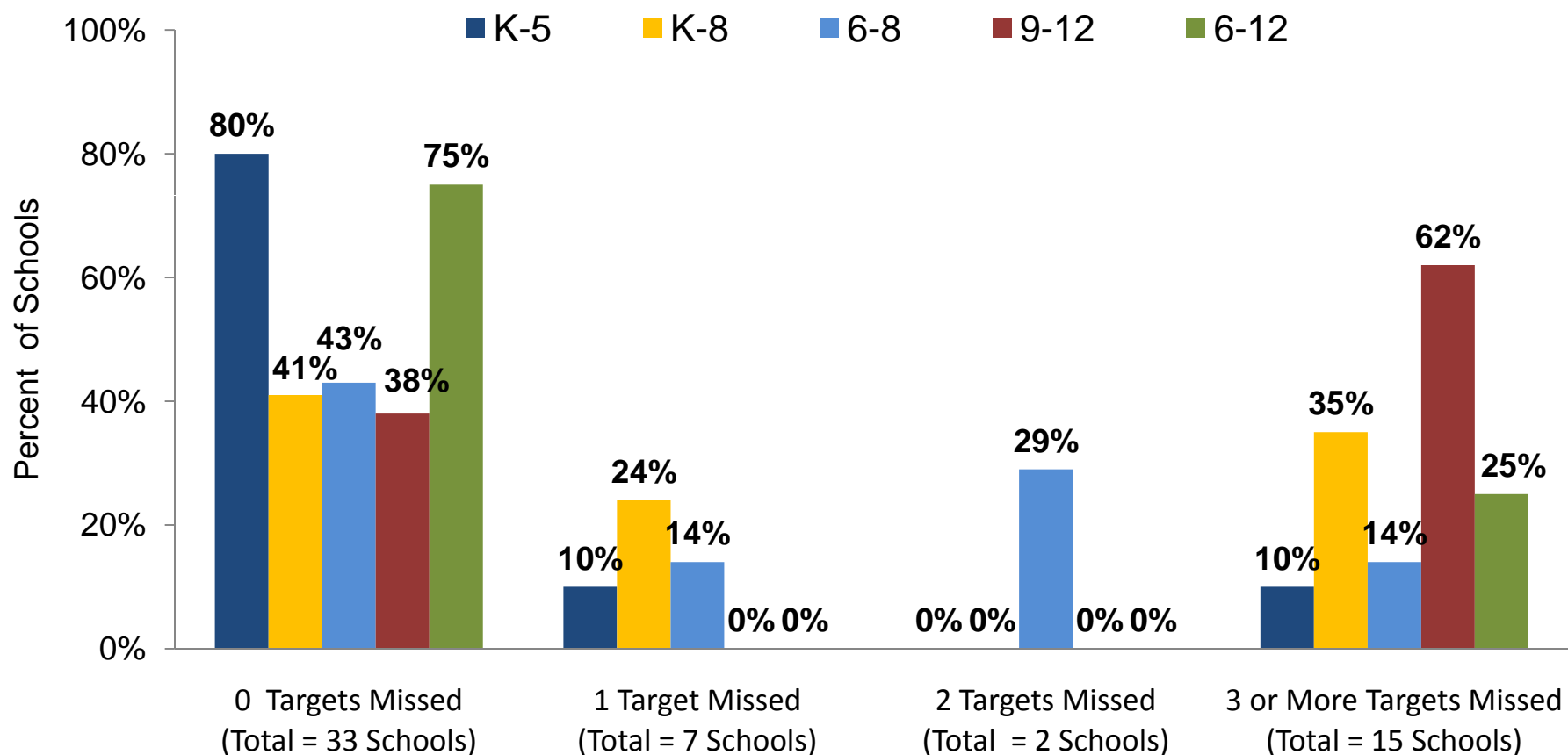
In 2011, 56% of schools made AYP as the Reading target rose 9 points (63% to 72%) and the Mathematics target rose 11 points (56% to 67%).



Data Source: DRC 2011 Preliminary AYP System

In 2011, 7 schools missed just one performance target and therefore did not make AYP.

Percent of Schools by Number of AYP Performance Targets Missed in 2010-2011



Summary of the 2011 AYP status of our 57 schools

	Made AYP	Warning	School Improvement 1	School Improvement 2	Corrective Action 1	Corrective Action 2
Across All Schools	32	7	2	4	6	6
K-5	16	5				
K-8	7		1	3	5	1
Middle	3	2		1	1	
High School	3					5
6-12 School	3		1			

2011 AYP Status: 21 K-5 Schools

Met AYP (16)

Allegheny	Linden
Arsenal	Miller
Banksville	Morrow
Beechwood	Phillips
Dilworth	Roosevelt
Fort Pitt ALA*	West Liberty
Fulton	Whittier
Grandview	
Liberty	

Warning (5)

Concord
Minadeo
Spring Hill
Woolslair
Weil ALA**

**School
Improvement I (0)**

**School
Improvement II (0)**

**Corrective
Action I (0)**

**Corrective
Action II (0)**

*Schools meeting 2011 AYP but classified as "Making Progress"

** Undergoing data appeal. Will meet AYP if appeal is approved.

2011 AYP Status: 17 K-8 Schools

Met AYP (7)

Brookline

Carmalt

Greenfield

Manchester

Pgh Montessori

Mifflin

Sunnyside

Warning (0)

School Improvement I (1)

Arlington ALA

School Improvement II (3)

Northview ALA

Schaeffer

Westwood

Corrective Action I (5)

Colfax ALA

King ALA

Lincoln

Murray ALA

Stevens

Corrective Action II (1)

Faison

2011 AYP Status: 7 Middle Schools

Met AYP (3)

Pgh Classical

South Hills*

Sterrett

Warning (2)

Schiller

South Brook

School Improvement 1 (0)

School Improvement II (1)

Allegheny

Corrective Action I (1)

Arsenal

Corrective Action II (0)

*Schools meeting 2011 AYP but classified as “Making Progress”

2011 AYP Status: 12 High Schools and 6-12 Schools

Met AYP (6)

Allerdice*

Pgh CAPA

Obama IB

Sci-Tech

Peabody*

Perry*

Warning (0)

School Improvement I (1)

U-Prep

School Improvement II (0)

Corrective Action I (0)

Corrective Action 2 (5)

Brashear

Carrick

Langley

Oliver

Westinghouse

*Schools meeting 2011 AYP but classified as "Making Progress"

Thank you to our students, teachers and principals for their hard work. Thank you to our families and community partners for their support and confidence.

Our goal for students is Promise Readiness. The PSSA is one indicator of our progress.



**Pittsburgh
Public Schools**



The Pathway to the Promise.™

For kids to do better, we all must do better.





District Achieves

AYP

2008/2009 • 2010/2011



Pittsburgh
Public Schools



EXCELLENCE
FOR ALL

The Pathway to the Promise.™



Appendix: Charter School Results

Charter schools have few subgroups of 40 or more students for which they are accountable.

Is there a subgroup?	Academy Gr. 8-12	Career Connections Gr. 9-12	City High Gr. 9-12	Environ- mental Gr. K-4*	Manchester Academic Gr. K-8	Northside Urban Pathways Gr. 6-12	Urban League Gr. K-5
African-American	Yes	Yes	Yes	Yes	Yes	Yes	Yes
White			Yes	Yes			
Latino/Hispanic							
Asian							
Multiracial							
IEP (Special Education)							
ELL (English Language Learners)							
ED (Economically Disadvantaged)		Yes	Yes	Yes	Yes	Yes	Yes

Three (3) of 7 or 43% of charter schools made AYP in 2011 compared to 4 of 7 or 57% in 2010.

	Grade levels	2009 AYP Status	2010 AYP Status	2011 AYP Status
Academy	8-12	Warning	Corrective Action 1	Corrective Action 1
Career Connections	9-12	School Improvement 2	School Improvement 2	Corrective Action 1
City High	9-12	Warning	School Improvement 1	School Improvement 2
Environmental	K-4	Made AYP	Made AYP	Made AYP
Manchester Academic	K-8	Made AYP	Made AYP	Made AYP
Northside Urban Pathways	6-12	Made AYP	Made AYP	Warning*
Urban League	K-5	Made AYP	Made AYP	Made AYP

*Status is under appeal

Data Source: Charter Schools

Charter schools vary greatly in the percent of students scoring proficient or advanced on state tests.

Pittsburgh Charter Schools 2011 PSSA Performance, All Students

