

Summary of 2008-2009 Student Achievement and AYP Results

Pennsylvania System of School Assessment (PSSA)
Grades 3-8 and 11

Board Education Committee Meeting
August 11, 2009

Agenda for Review of 2008-2009 Student Achievement and AYP Results

- District-level student achievement results by grade and subject
- Adequate Yearly Progress (AYP) results for the District and schools

- In 2006-2007 the District made modest growth in student achievement.
- In 2007-2008 the District made substantial progress across the board.

In 2008-2009 the District continued to make substantial progress in student achievement at almost all grade levels.

The District has in place the core elements for raising student achievement:

- ✓ New rigorous curriculum
- ✓ Nationally recognized system to train, support, evaluate and reward principals
- ✓ Use of diagnostic assessments and interventions to get help to students quickly
- ✓ Instructional coaches in every school to deepen the work
- ✓ Teaching and Learning Teams

Students made gains in proficiency on 11 of 14 PSSA exams.

- **Reading:** Gains ranged from 0.1 points (0.2%) in grade 11 to 9.5 points (22.3%) in grade 5.
- **Mathematics:** Gains ranged from 2.5 points (4.4%) in grade 8 to 5.2 points (8.9%) in grade 5.

Note: *PSSA's were taken in two subjects (Reading and Mathematics) in seven grades (3-8 and 11)*

Students showed progress in moving to the advanced level on 10 of 14 PSSA exams.

- **Reading:** Gains ranged from 0.5 points (2.1%) in grade 11 to 7.6 points (20.2%) in grade 8.
- **Mathematics:** Gains ranged from 0.3 points (0.9%) in grade 6 to 4.7 points (17.0%) in grade 7.

Note: PSSA's were taken in two subjects (Reading and Mathematics) in seven grades (3-8 and 11).

Students showed progress in moving out of the below basic level on 9 of 14 PSSA exams.

- **Reading:** Reductions in below basic ranged from 3.1 points (16.5%) in grade 8 to 4.6 points (15.1% and 19.8% respectively) in grades 6 and 7.
- **Mathematics:** Reductions in below basic ranged from 1.9 points (10.9%) in grade 5 to 6.4 points (24.8%) in grade 8.

The District made progress
toward eliminating the
academic disparity between
African-American and White
students on 9 of 14 PSSA exams.

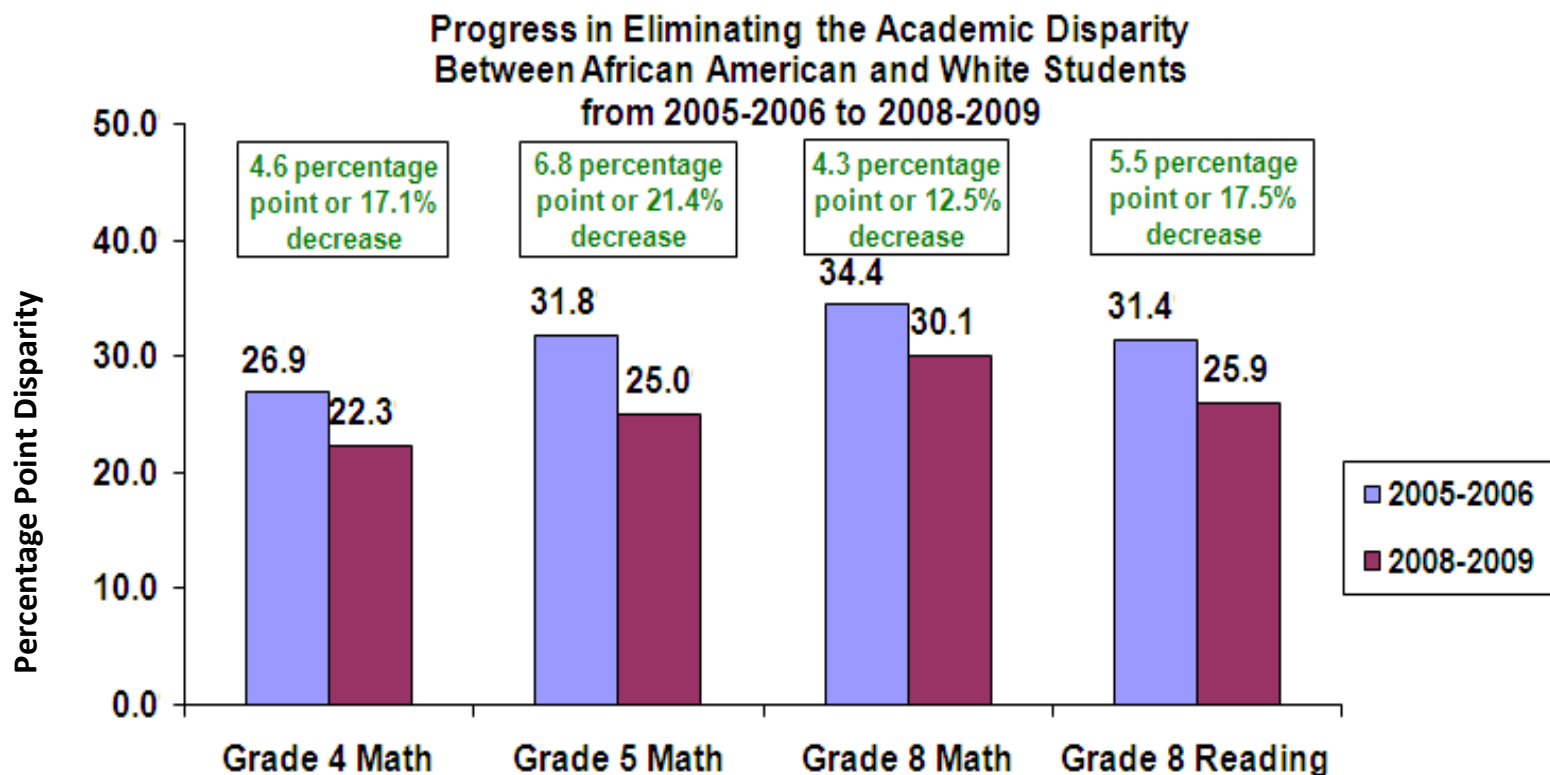
Reduction of Academic Disparity Over 3 Years

Grade 4 Mathematics by 4.6 points (17.1%)

Grade 5 Mathematics by 6.8 points (21.4%)

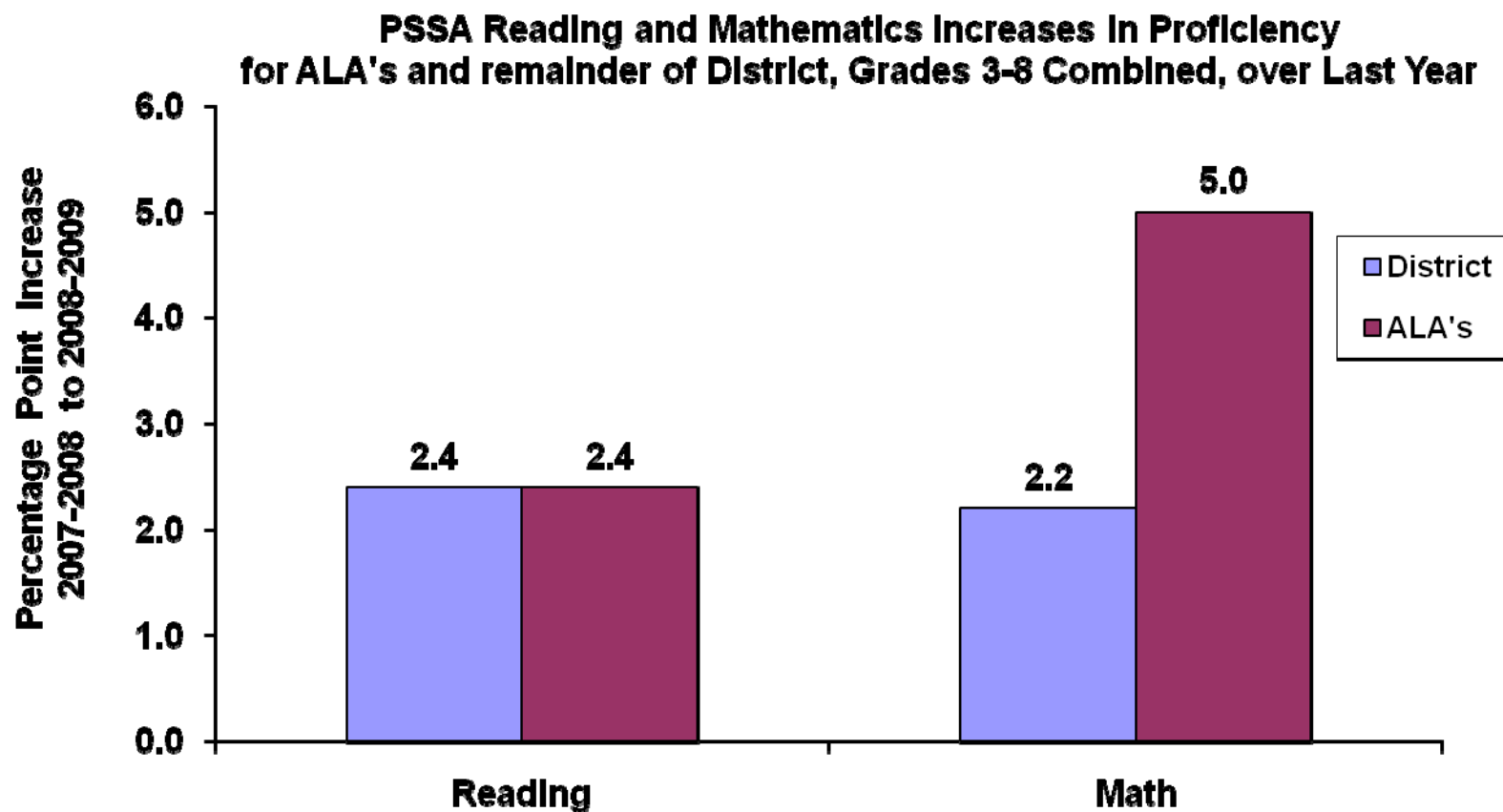
Grade 8 Mathematics by 4.3 points (12.5%)

Grade 8 Reading by 5.5 points (17.5%)

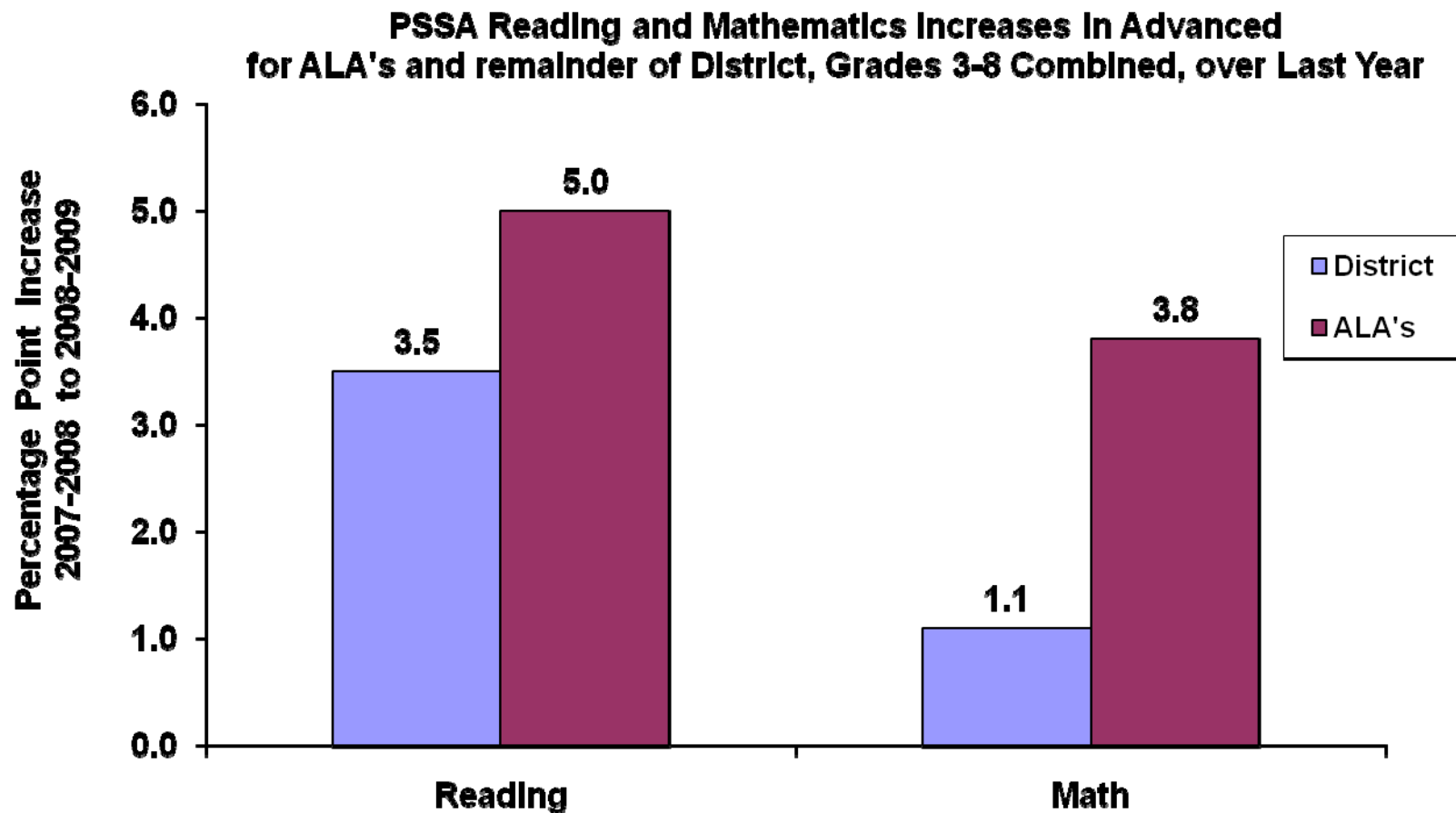


Accelerated Learning Academies continue to accelerate student achievement.

Students in Accelerated Learning Academies posted increases in *proficiency* equal to the remainder of the District in **Reading** and 2.3 times greater in **Mathematics** over last year.

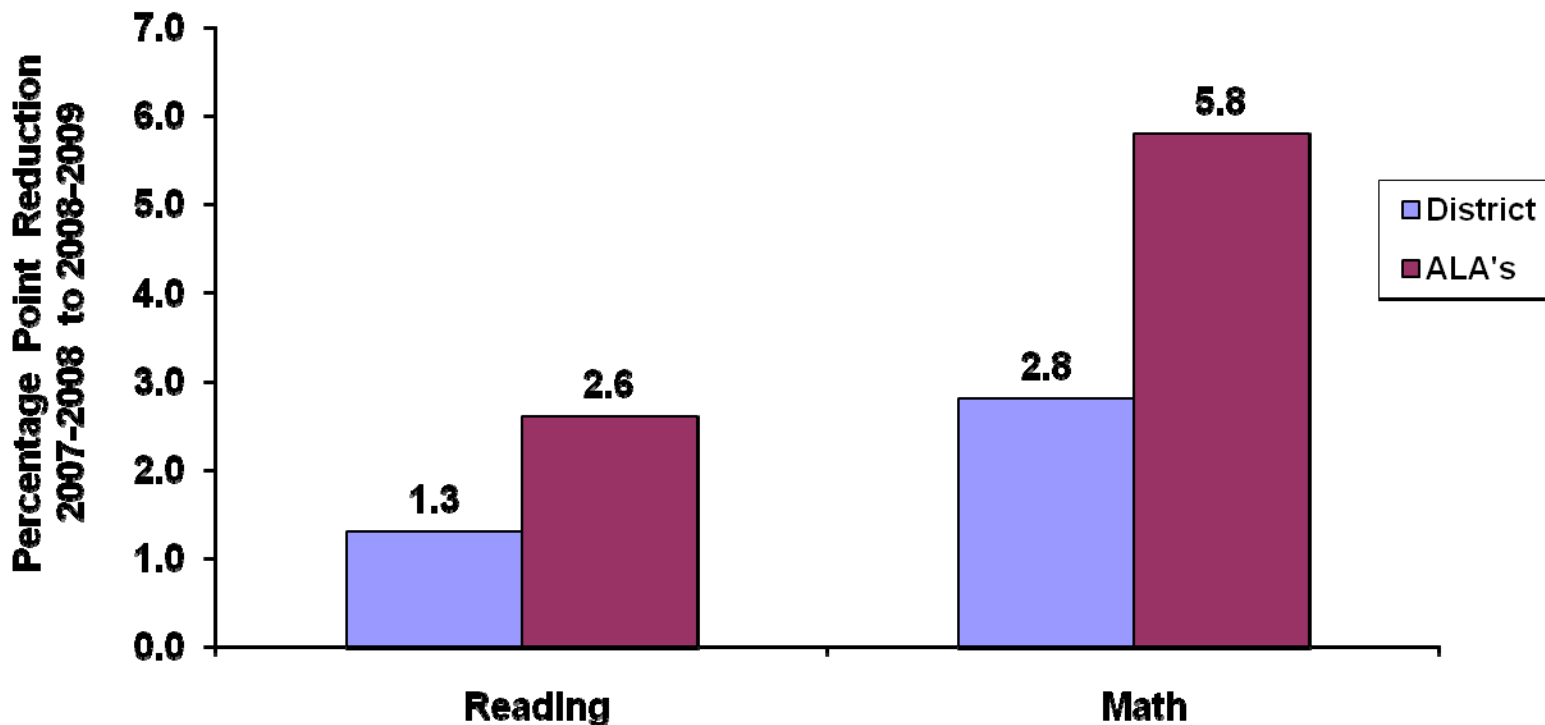


Students in Accelerated Learning Academies posted increases in *advanced* 1.4 times greater than the remainder of the District in **Reading** and 3.5 times greater in **Mathematics** over last year.



Students in Accelerated Learning Academies posted reductions in *below basic* 2.0 times greater than the remainder of the District in **Reading** and 2.1 times greater in **Mathematics** over last year.

PSSA Reading and Mathematics Reductions In Below Basic for ALA's and remainder of District, Grades 3-8 Combined, over Last Year



2009 District-Level Reading Results

Grade by Grade Review and All Grades Combined

Grade Level Results: Reading and Mathematics

PSSA History

Grade 3: 5 years of data

- Started in 2003-2004 but only reported scale scores, not performance levels
- Performance levels reported in 2004-2005 but not used for AYP
- Used for AYP in 2005-2006

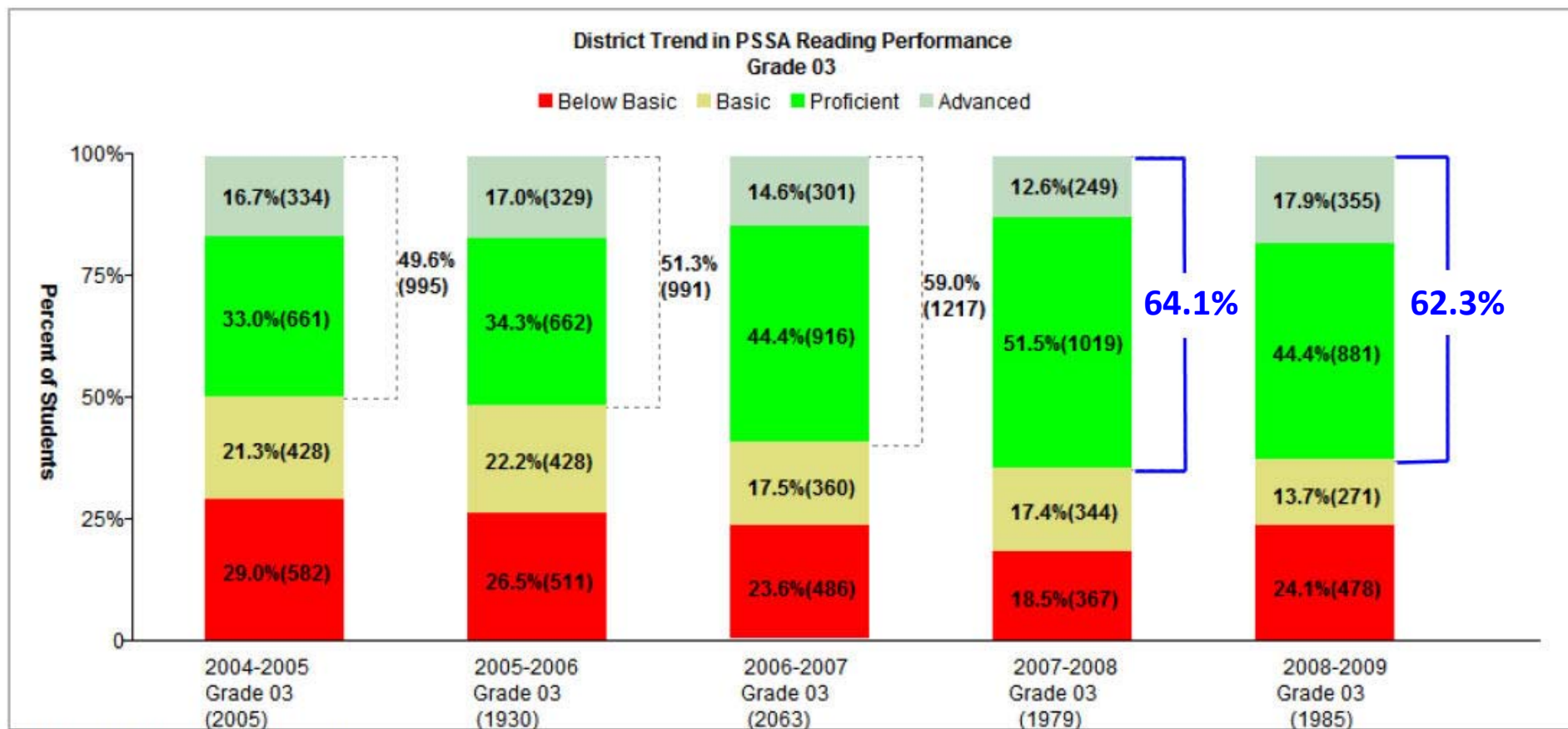
Grades 4, 6 and 7: 4 years of data

- Field tested in 2004-2005 and first administered in 2005-2006
- Performance levels reported in 2005-2006
- Used for AYP in 2006-2007

Grades 5, 8 and 11: 9 years of data

- Began in 1997

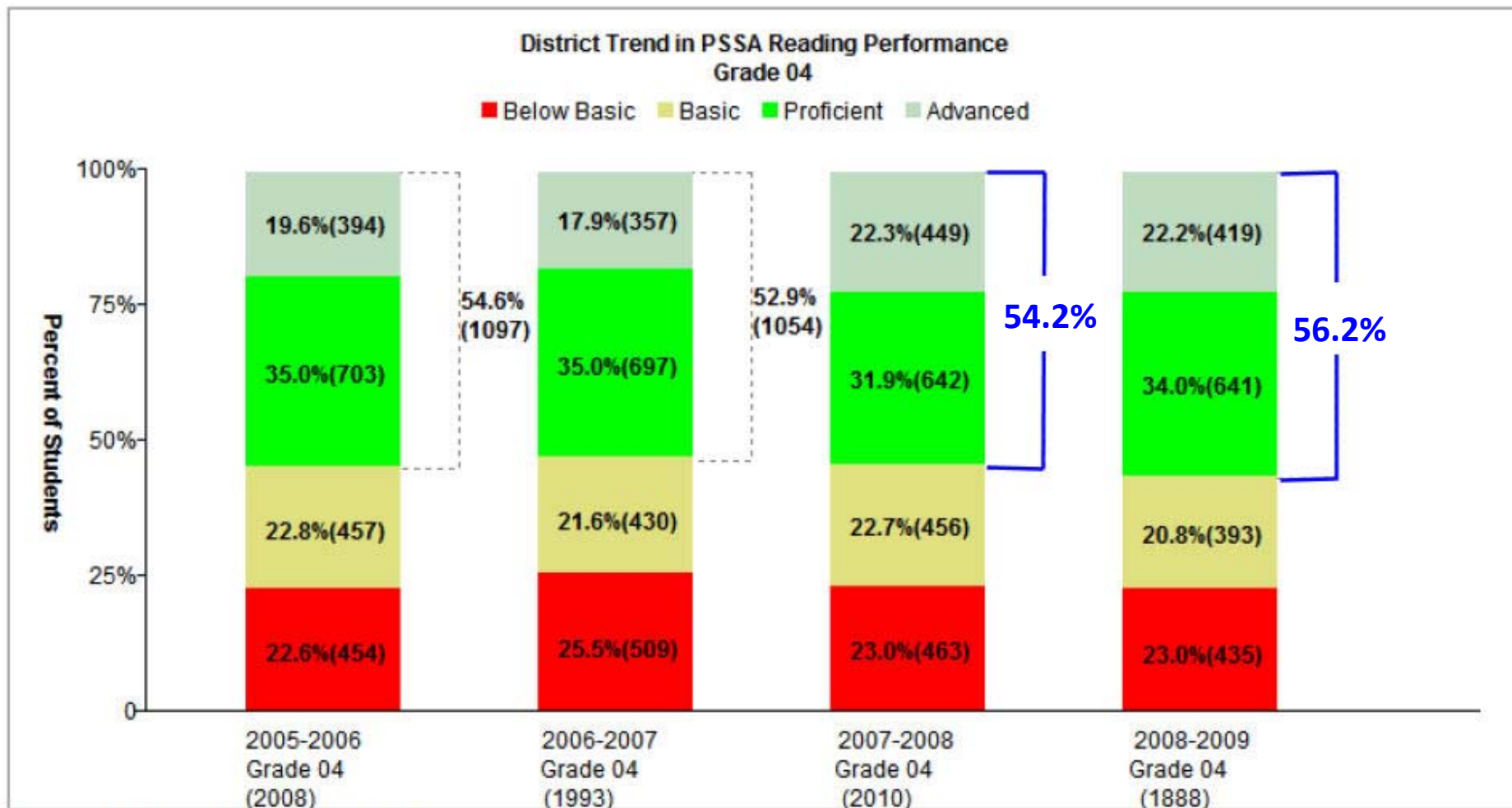
Grade 3 Reading Proficiency: Student performance decreased by 1.8 points (2.8%) from last year.



All 2008 - 2009 PSSA Results are Preliminary

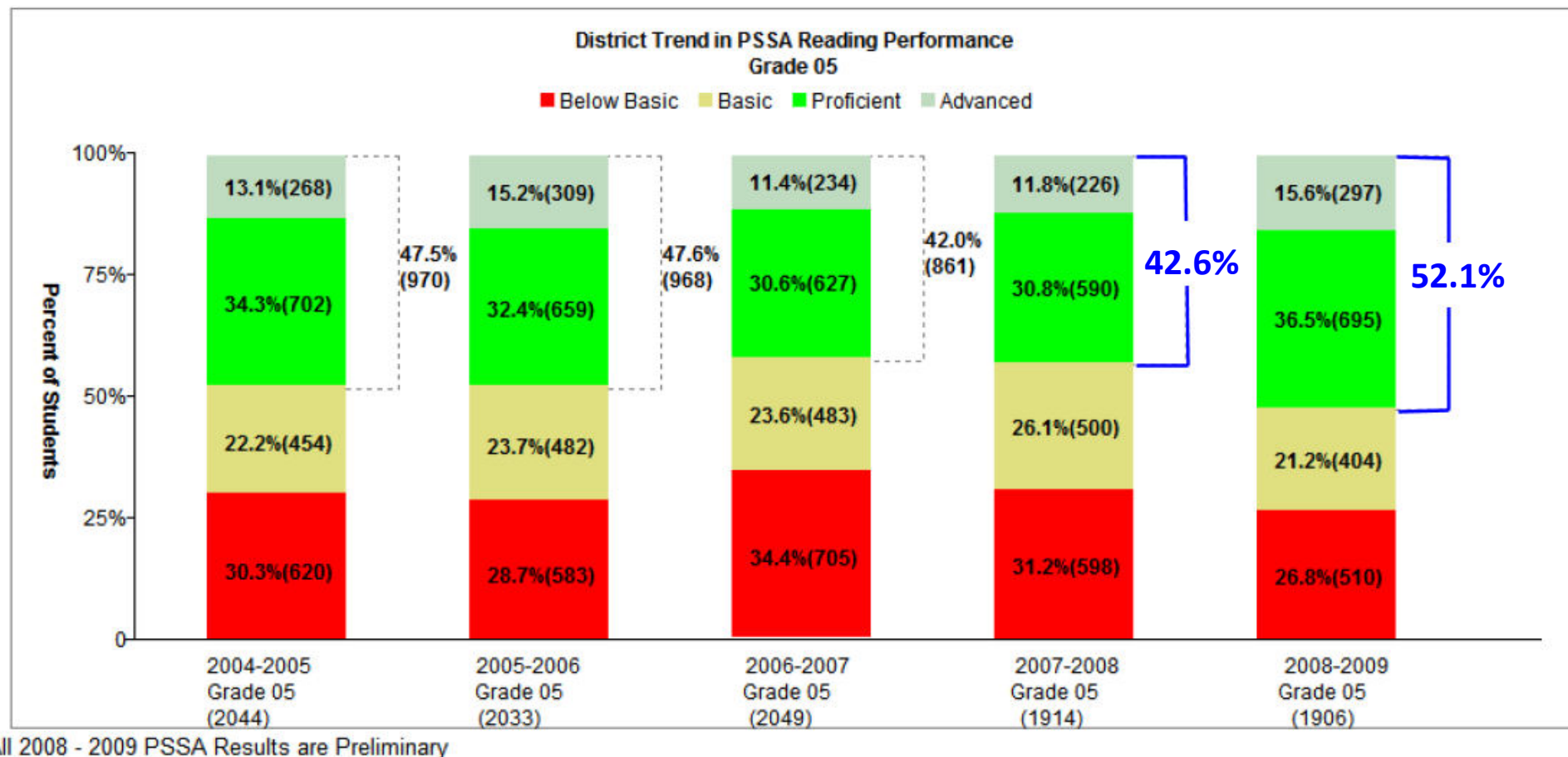
The Pathway to the Promise.™

Grade 4 Reading Proficiency: Student performance increased by 2 points (3.7%) from last year.



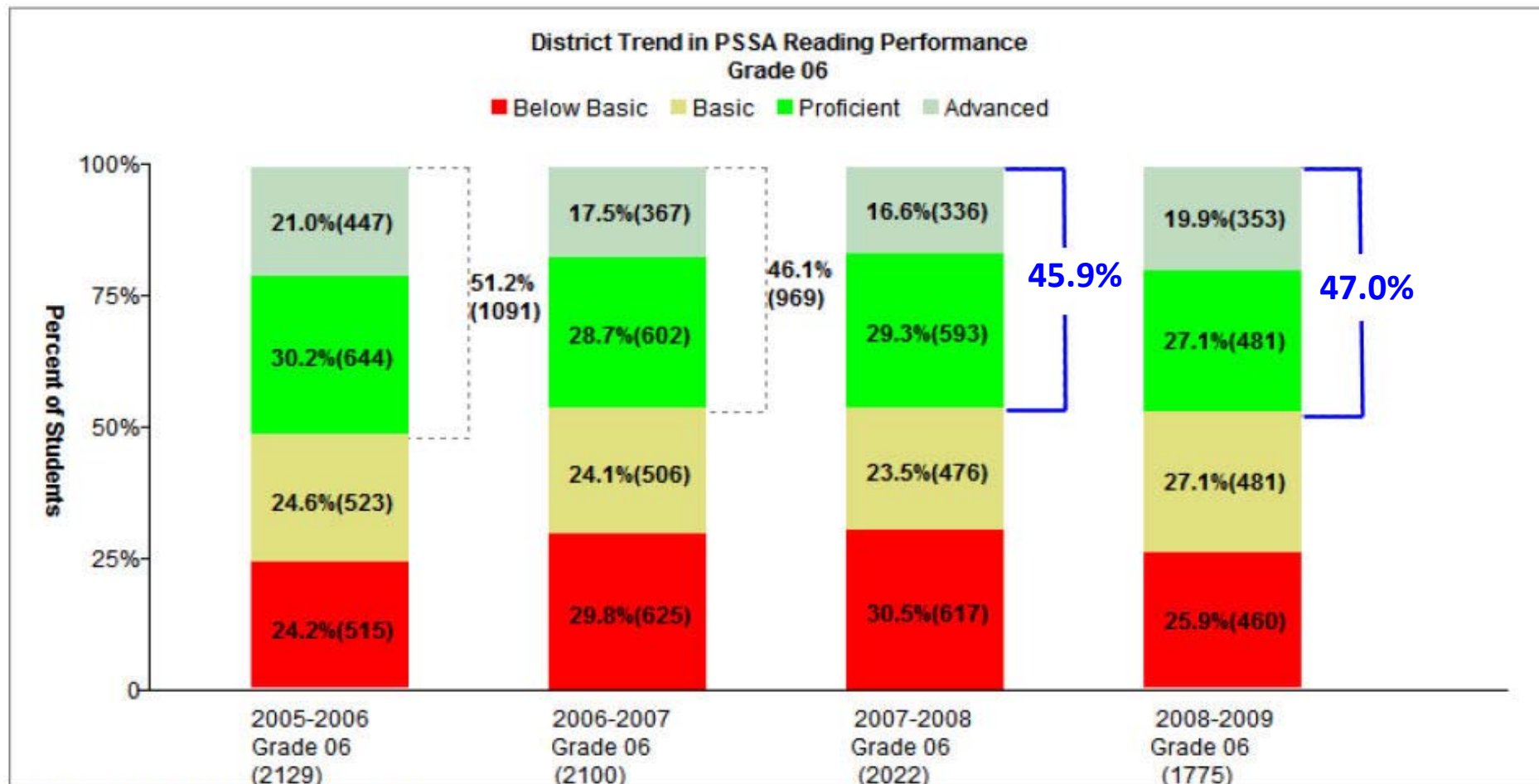
All 2008 - 2009 PSSA Results are Preliminary

Grade 5 Reading Proficiency: Student performance increased by 9.5 points (22.3%) from last year.



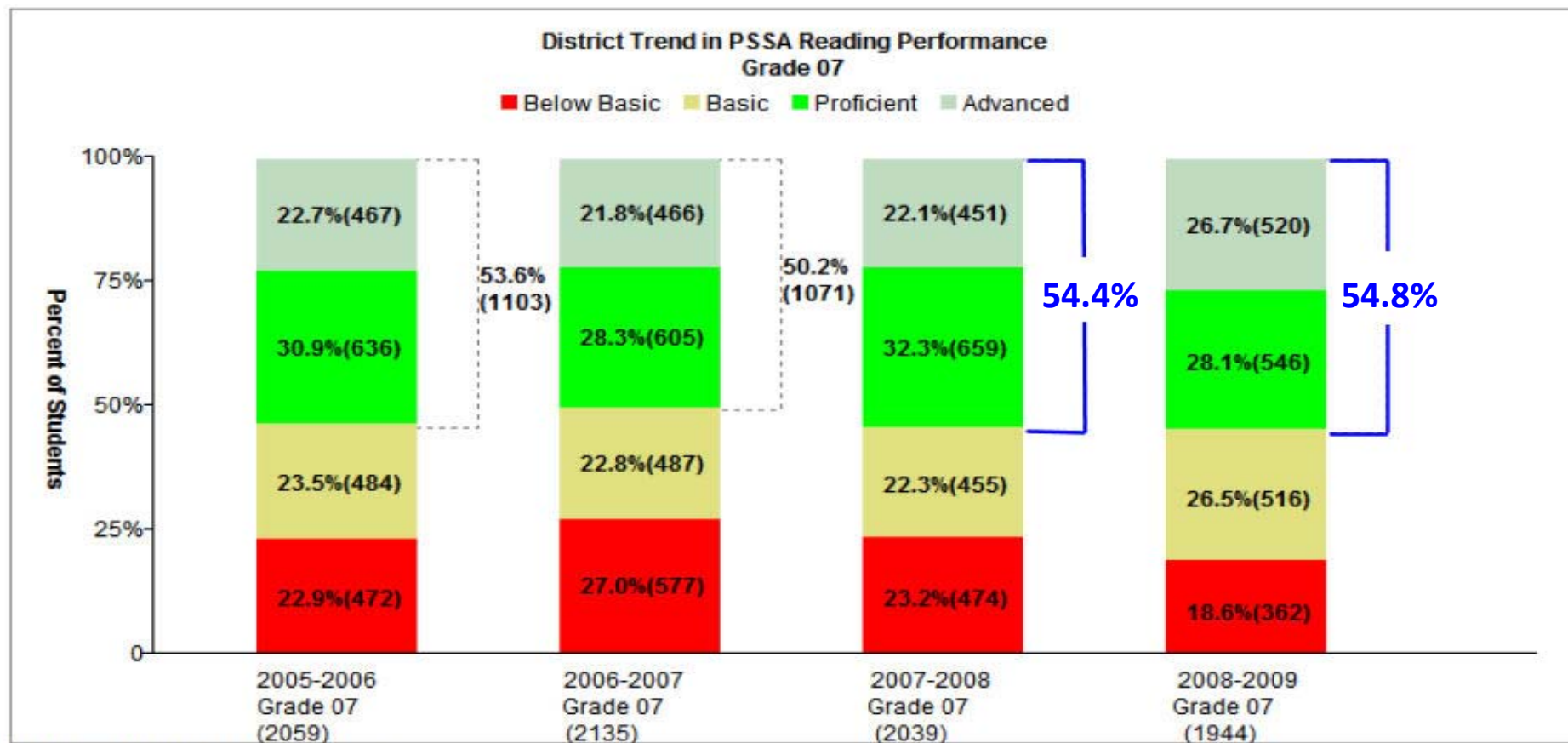
The Pathway to the Promise.™

Grade 6 Reading Proficiency: Student performance increased by 1.1 points (2.4%) from last year.



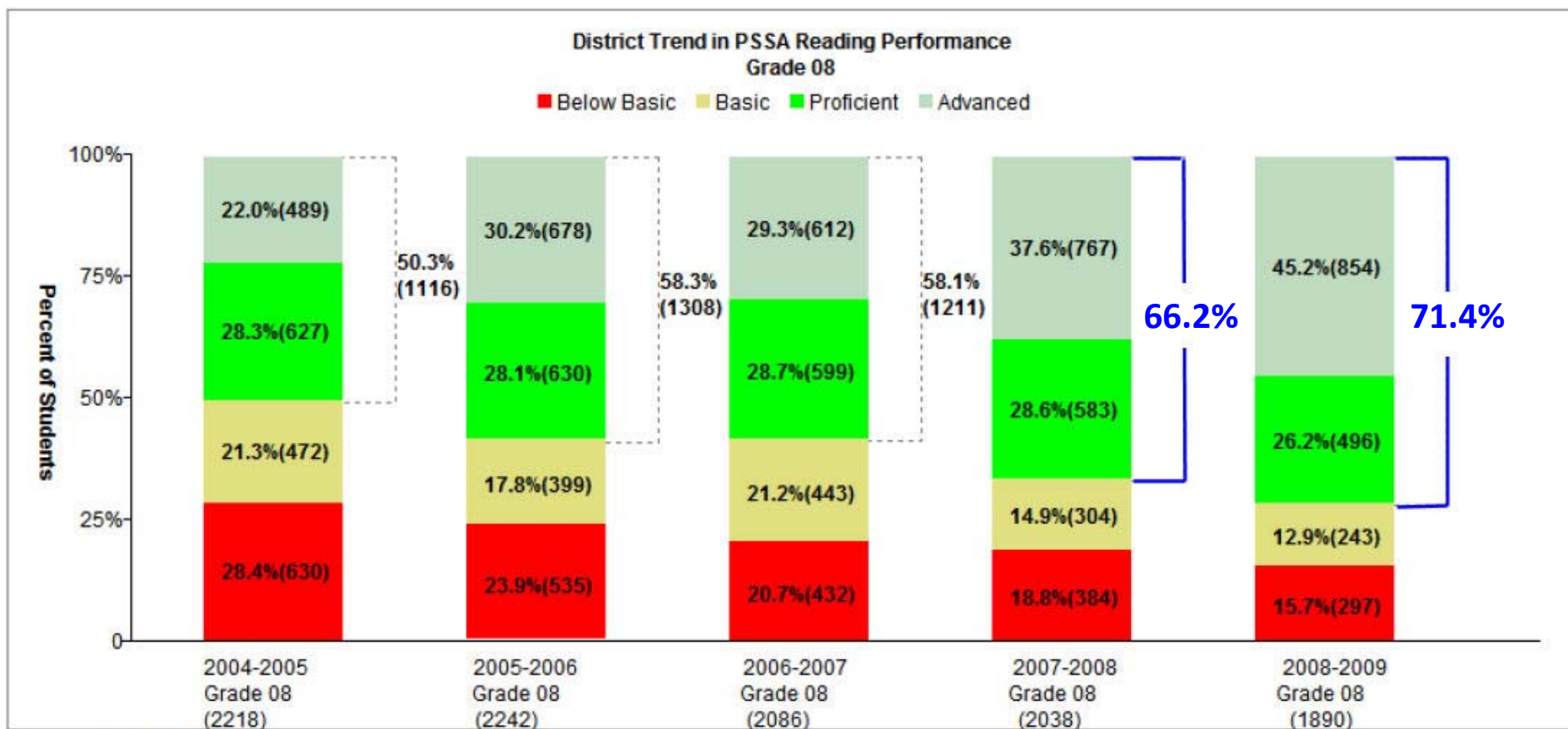
All 2008 - 2009 PSSA Results are Preliminary

Grade 7 Reading Proficiency: Student performance increased by .4 points (.7%) from last year.



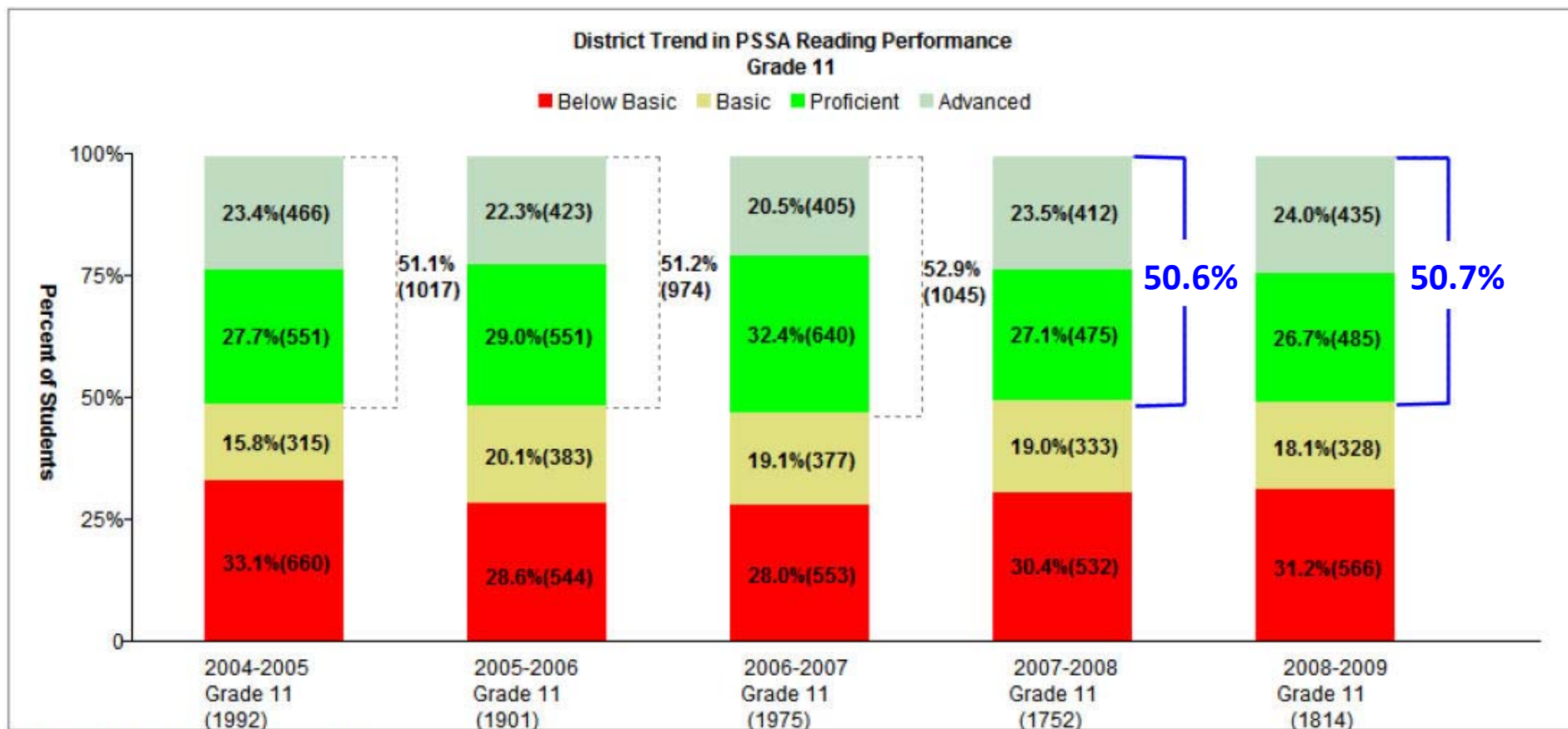
All 2008 - 2009 PSSA Results are Preliminary

Grade 8 Reading Proficiency: Student performance increased by 5.2 points (7.9%) from last year.



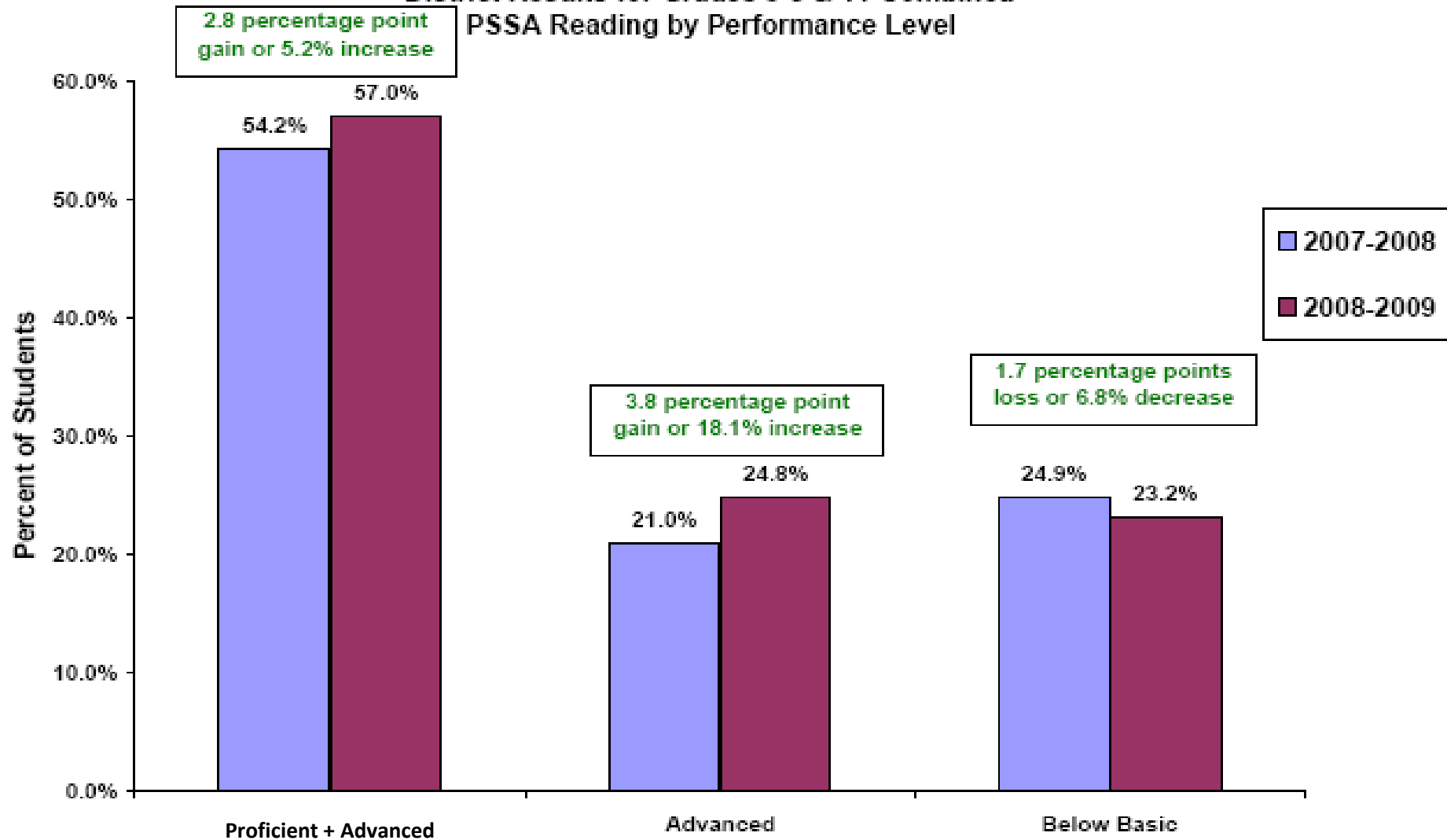
All 2008 - 2009 PSSA Results are Preliminary

Grade 11 Reading Proficiency: Student performance increased by .1 point (.2%) from last year.



All 2008 - 2009 PSSA Results are Preliminary

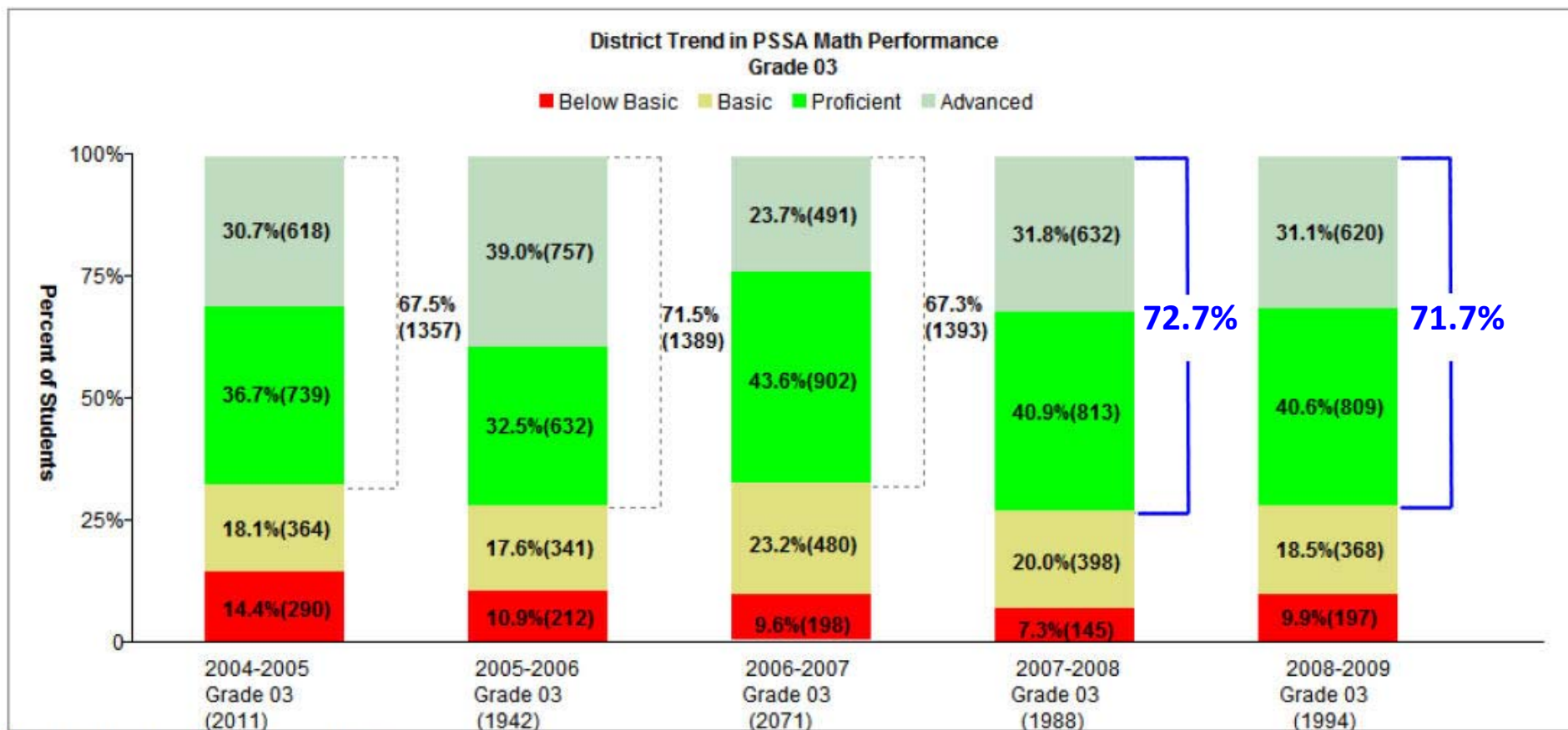
District Results for Grades 3-8 & 11 Combined PSSA Reading by Performance Level



2009 District-Level Mathematic Results

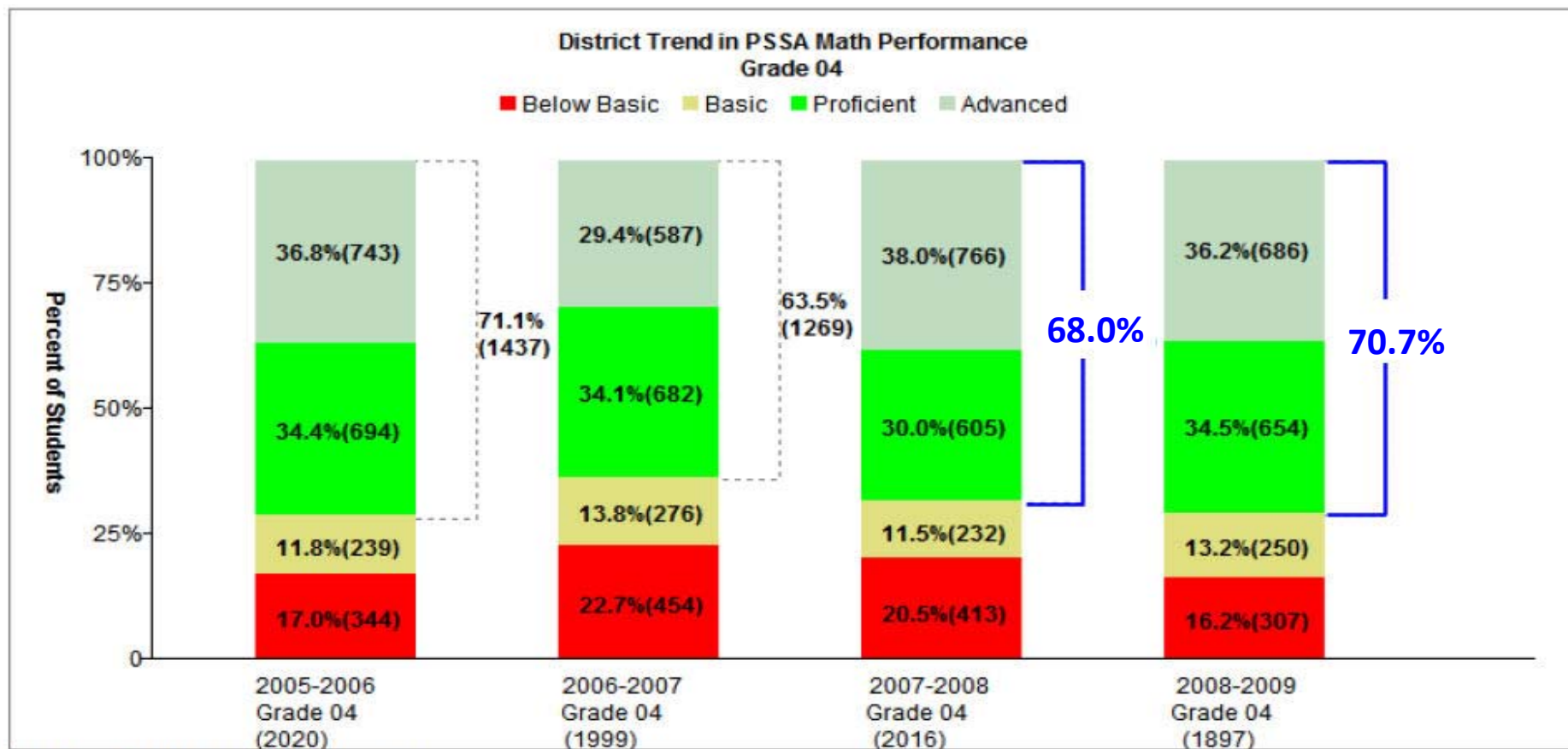
Grade by Grade Review and All Grades Combined

Grade 3 Math Proficiency: Student performance decreased by 1 point (1.4%) from last year.



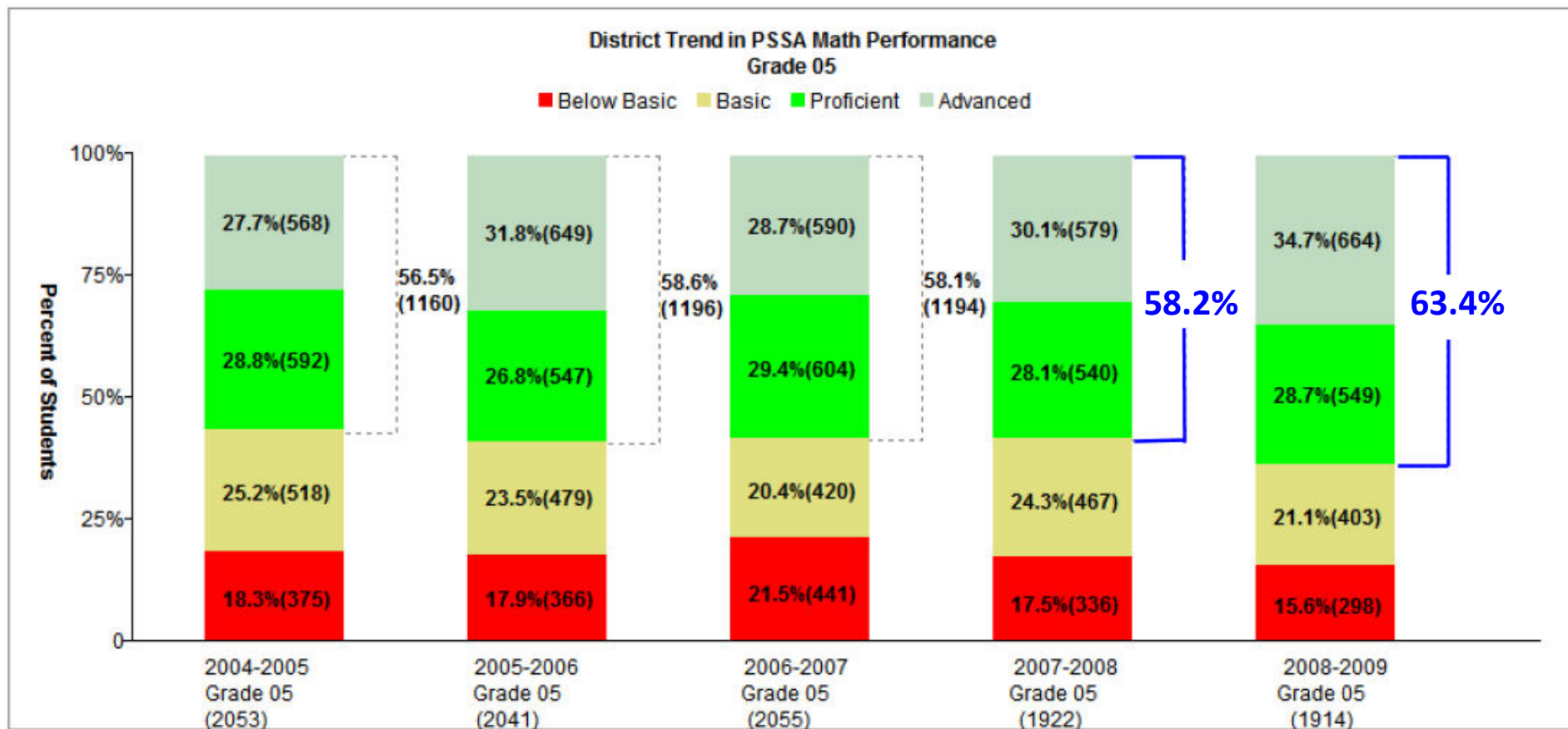
All 2008 - 2009 PSSA Results are Preliminary

Grade 4 Math Proficiency: Student performance increased by 2.7 points (4.0%) from last year.



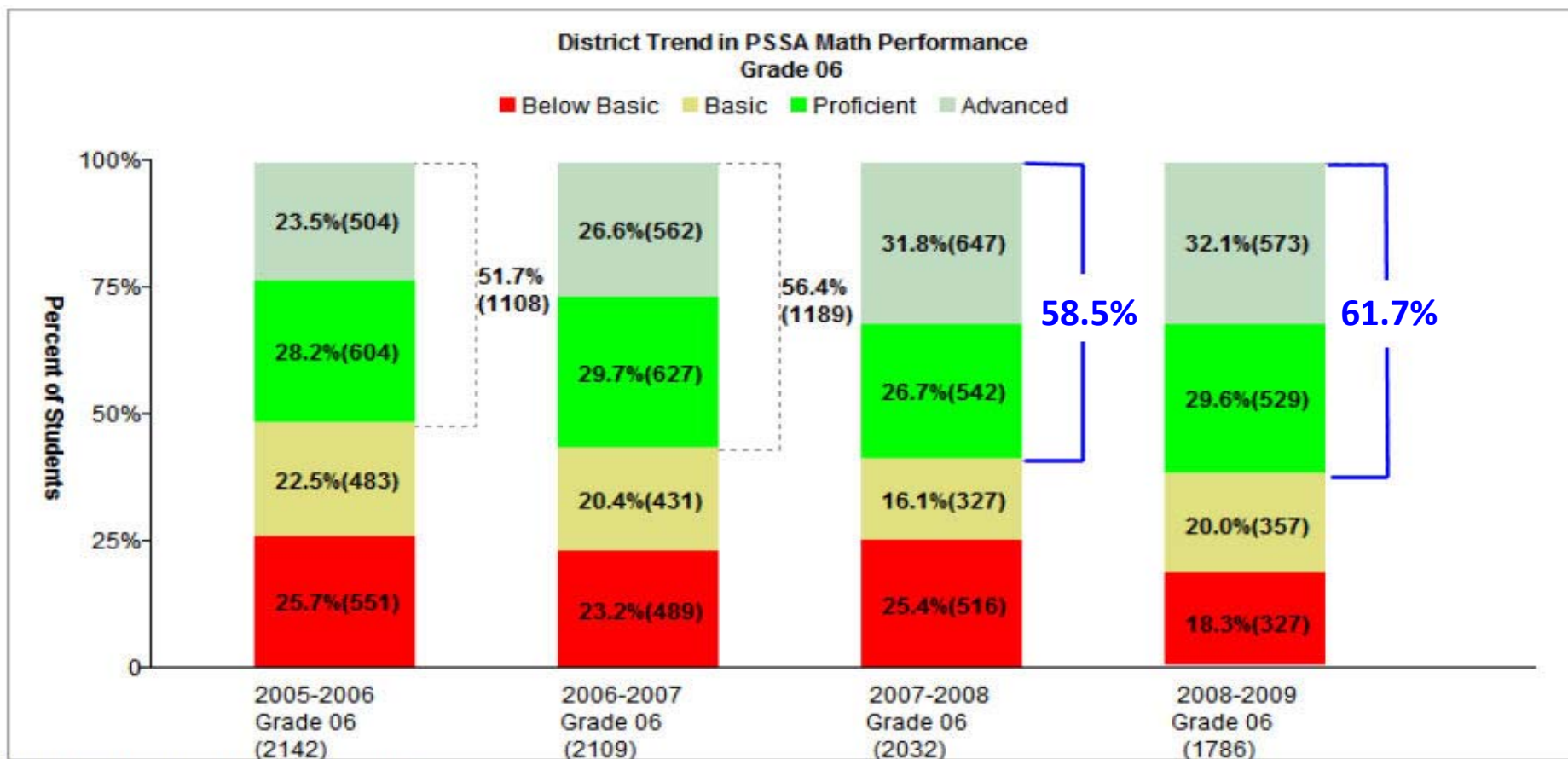
All 2008 - 2009 PSSA Results are Preliminary

Grade 5 Math Proficiency: Student performance increased by 5.2 points (8.9%) from last year.



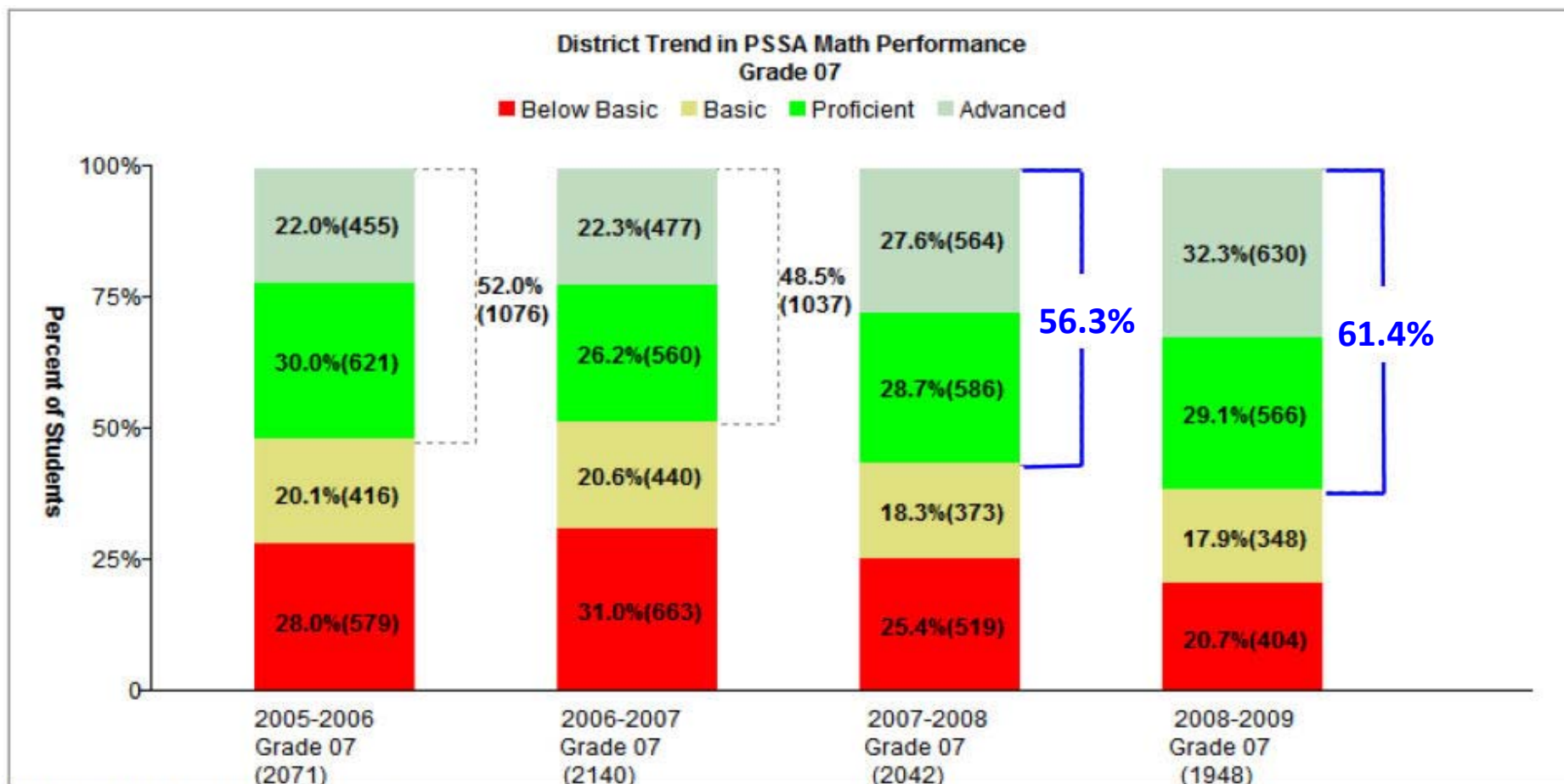
All 2008 - 2009 PSSA Results are Preliminary

Grade 6 Math Proficiency: Student performance increased by 3.2 points (5.5%) from last year.



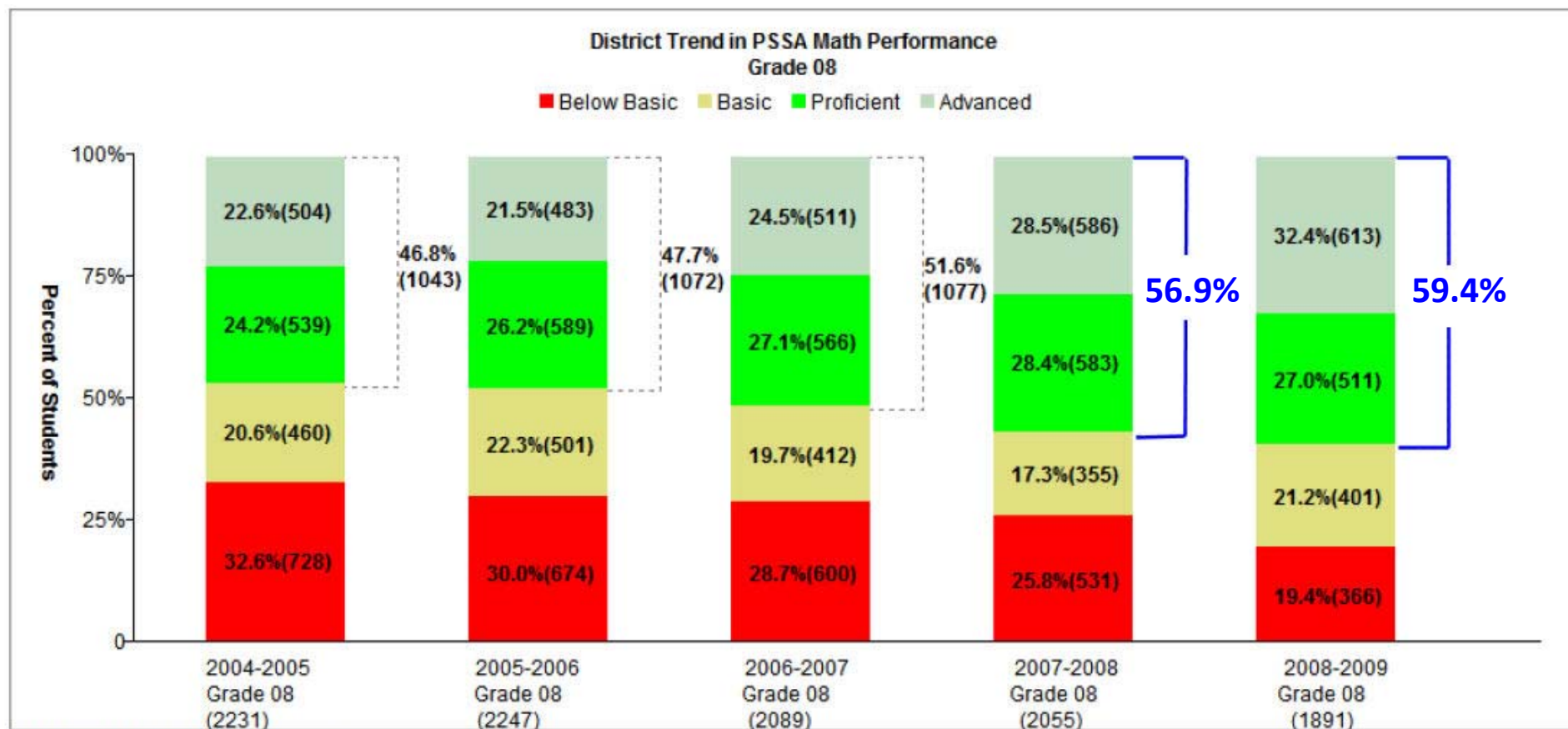
All 2008 - 2009 PSSA Results are Preliminary

Grade 7 Math Proficiency: Student performance increased by 5.1 points (9.1%) from last year.



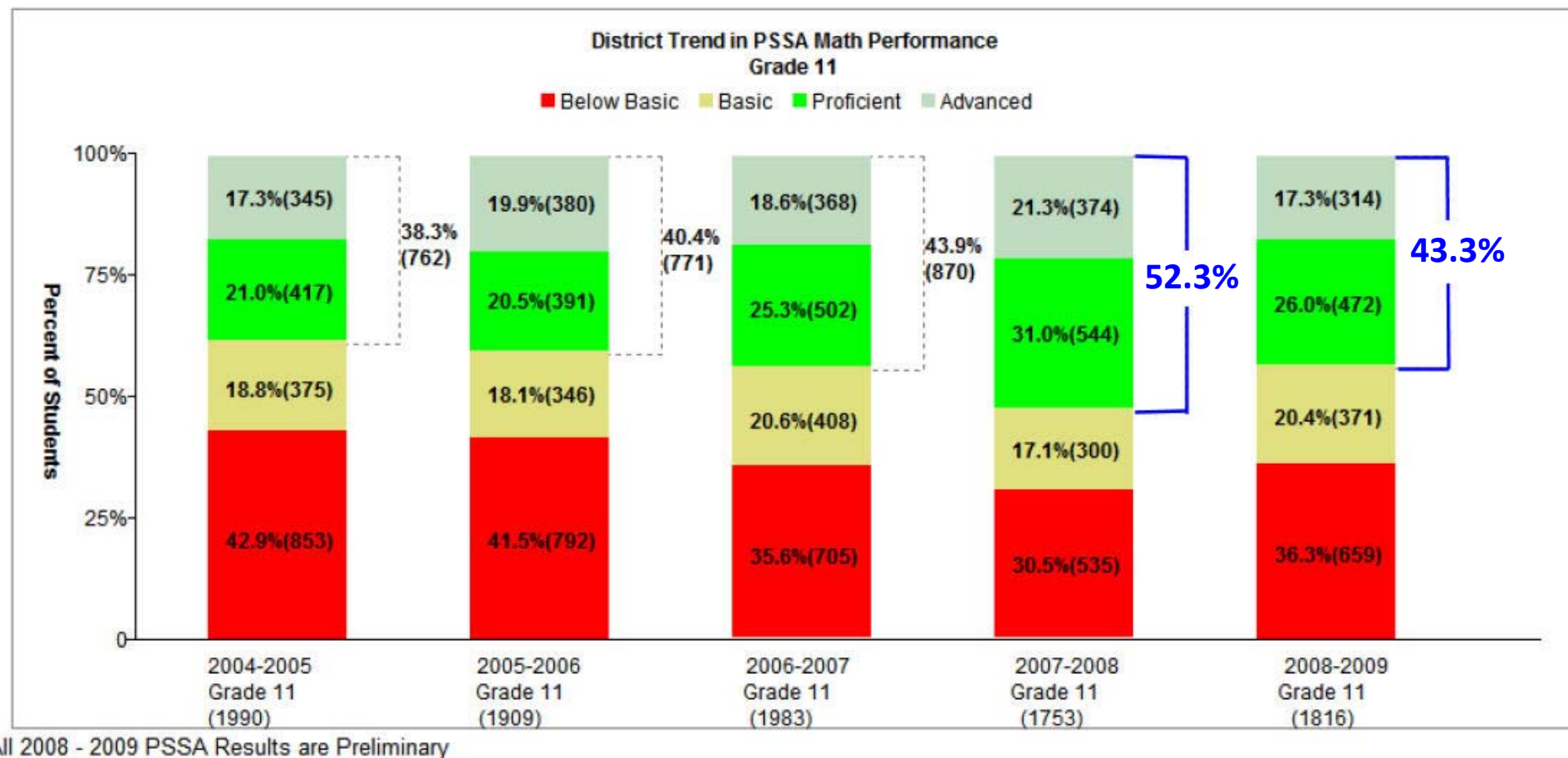
All 2008 - 2009 PSSA Results are Preliminary

Grade 8 Math Proficiency: Student performance increased by 2.5 points (4.4%) from last year.

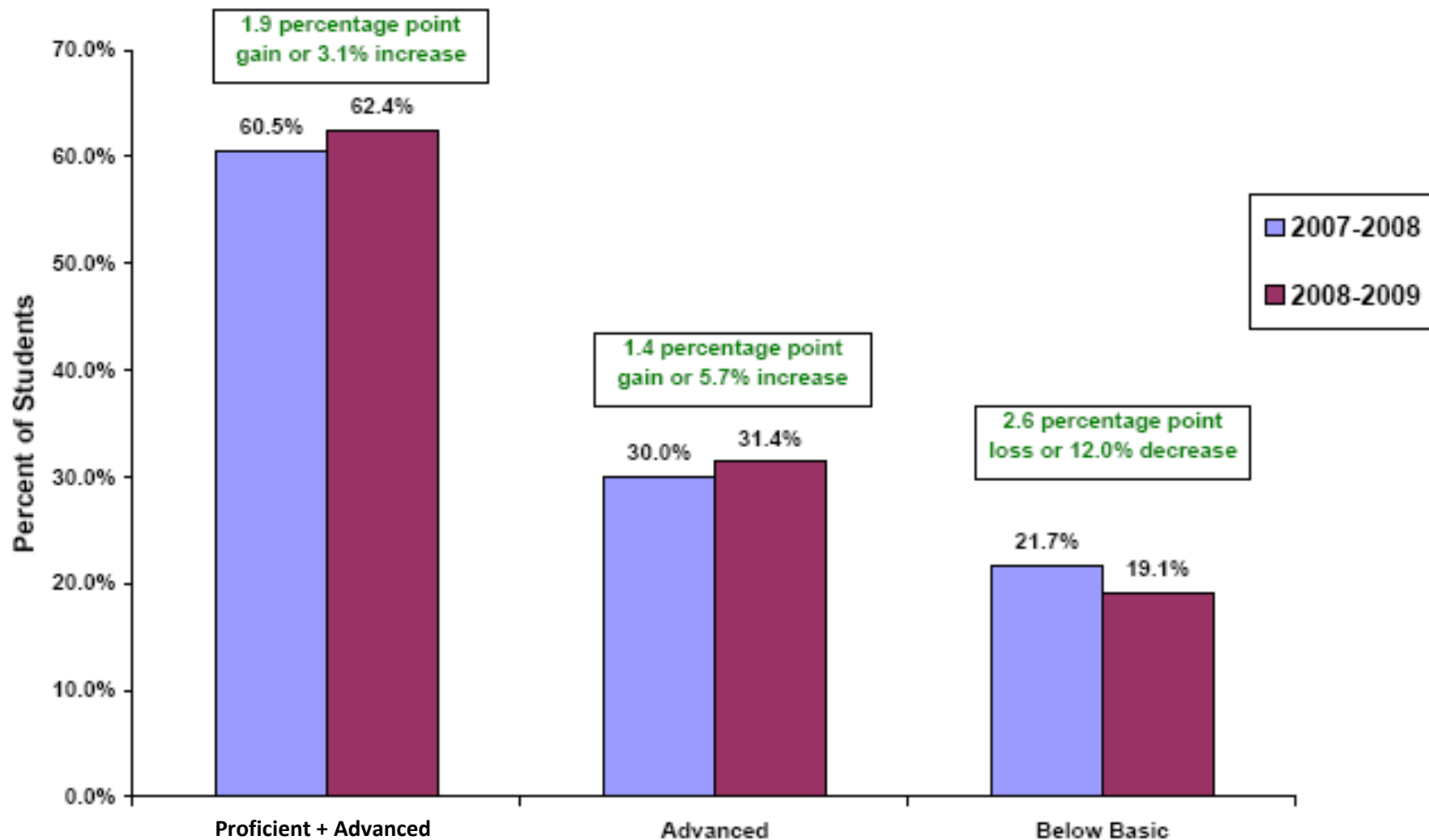


All 2008 - 2009 PSSA Results are Preliminary

Grade 11 Math Proficiency: Student performance decreased by 9 points (17.2%) from last year.



District Results for Grades 3-8 & 11 Combined PSSA Math by Performance Level

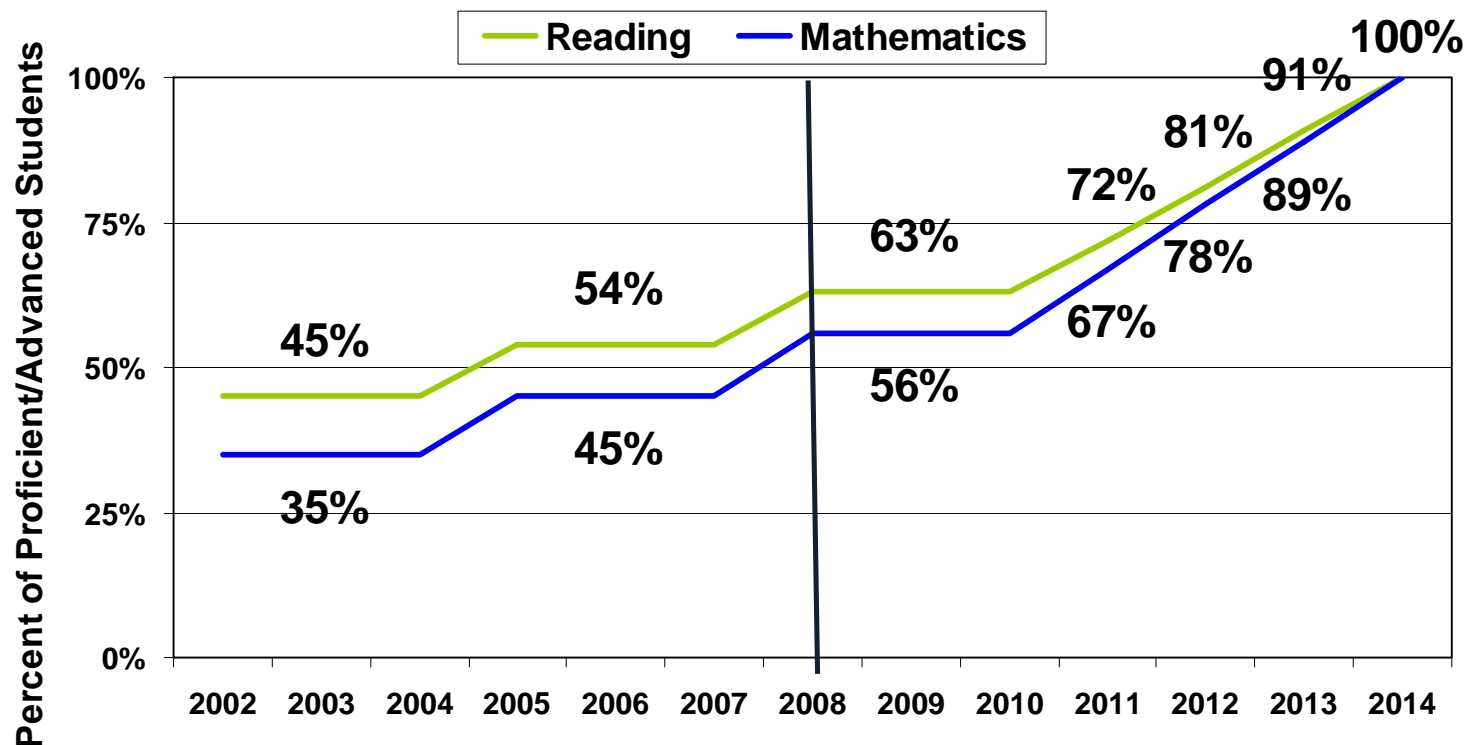


Report on Adequate Yearly Progress (AYP) for the District and Schools

No Child Left Behind requires Districts & Schools to demonstrate Adequate Yearly Progress (AYP) on specific targets that assess:

- **Attendance rates** – must be higher than 90% (or show growth)
- **Graduation rates** – must be higher than 80% (or show growth)
- **PSSA Participation** – for both Reading and Mathematics, 95% or more of the currently enrolled students must take each test
- **PSSA Performance** – at least 63% of the students must score proficient or advanced in Reading, and at least 56% must score proficient or advanced in Mathematics.

Performance Targets Remained the same in 2009



- In 2008, **Reading** Target increased to 63% and **Mathematics** Target increased to 56%.
- Next increase will be in 2011, followed by annual increases until it reaches 100% in 2014.

Over the past four years, the District increased the percentage of AYP targets met even as the number of targets increased.

Year	Total Number of Targets	Number of Targets Met	Percentage of Targets Met
2005	70	50	71.4%
2006	82	65	79.3%
2007	96	78	81.2%
2008	96	83	86.5%
2009	98	86	87.8%


For the District to make AYP in performance *at least one grade band* must meet **Reading** targets and *at least one grade band* must meet **Mathematics** targets for all students and all subgroups.

The District is held accountable for 8 subgroups in grade spans 3-5 and 6-8, and 5 subgroups in grade span 9-12.

Is there a subgroup?	Grades 3-5	Grades 6-8	Grade 11
African-American	Yes	Yes	Yes
White	Yes	Yes	Yes
Latino/Hispanic	Yes	Yes	*
Asian	Yes	Yes	*
Multiracial	Yes	Yes	Yes
IEP (Special Education)	Yes	Yes	Yes
ELL (English Language Learners)	Yes	Yes	*
ED (Economically Disadvantaged)	Yes	Yes	Yes

*Currently, there are less than 40 students, but this may change over time.

For the first time in history,
the Pittsburgh Public
Schools made AYP



The District made AYP in grade span 3-5 in Reading and Math

The 2009 District AYP Status is Making Progress

- “Making Progress” means that the District passed AYP for the first year of a 2 year period.
- If the district fulfills its AYP for a second year, it will exit the improvement system and will be classified as Making AYP.

32 of 60 schools in the District
(53.3%) made AYP.

2008 AYP Status: ALAs

Met AYP (3)

Arlington

Fort Pitt *

Weil *

Warning (1)

Northview

School Improvement II (1)

King

School Improvement II (3)

Colfax

Murray

Rooney

Corrective Action I

Corrective Action II

* Identifies schools meeting 2009 AYP but classified as “Making Progress”

2009 AYP Status: K-5 Schools

Met AYP (16)

Warning (1)

Allegheny

Concord

Minadeo

Morrow

Banksville

Phillips

West Liberty

Beechwood

Roosevelt

Dilworth

Spring Hill

Fulton

Whittier

Liberty

Woolslair

Linden

Grandview

**School
Improvement I**

**School
Improvement II (1)**

**Corrective
Action I**

**Corrective
Action II**

Arsenal

2009 AYP Status: K-8 Schools

Met AYP (5)

Brookline

Mifflin

Carmalt

Pgh Montessori

Stevens *

Warning (3)

Greenfield

Manchester

Vann

School Improvement I (2)

Westwood

Sunnyside

School Improvement II (4)

Faison

Lincoln

Miller

Schaeffer

Corrective Action I

Corrective Action II

* Identifies schools meeting 2009 AYP but classified as “Making Progress”

2009 AYP Status: Middle Schools

Met AYP (7)

Warning

Frick	Pgh Classical
Rogers	South Hills *
South Brook	Schiller *
Sterrett	

School Improvement I

School Improvement II (2)

Corrective Action I

Corrective Action II

Allegheny

Arsenal

* Identifies schools meeting 2009 AYP but classified as “Making Progress”

2009 AYP Status: High Schools

Met AYP (1)

Warning (1)

Corrective Action I (3)

Corrective Action 2 (6)

Pgh CAPA

Milliones**

Alderdice

Westinghouse

Brashear

Oliver

Langley

Perry

Peabody

School Improvement I

School Improvement II

Carrick

Schenley

** The district performance in Reading and Mathematics in Grade 11 (for all students) was used to determine the AYP status for Milliones ("feeder school model"). As more grades are added to Milliones, the feeder school model will not be needed. Next year, Milliones' AYP status will be based on the school's PSSA results in grades 6, 7, and 8.

We are proud of making AYP and
the success of our 3rd – 8th
grade students

We are focused on

- High School: Performance has remained flat over the past 4 years, reaffirming the need to continue with dramatic changes in our high schools.
- African American Achievement: While many are high-achieving, a disproportionate number are not achieving at high levels.
- Special Education: We want to ensure that the District's curriculum is accessible to our students with exceptionalities.