

1st Grade Spelling Words

Monday: Write each word 5 times each.

Tuesday: Write them with pencil then trace with all the colors of the rainbow.

Wednesday: Write each word in a sentence. Capitals and periods!

Thursday: E-mail the words to your teacher.

Friday: Spelling Test! Send a photo to your teacher.

Unit 5 Week 3

1. born
2. corn
3. core
4. more
5. roar
6. soar
7. learn
8. sure

5. toy
6. boy
7. build
8. fall

Unit 6 Week 1

1. moon
2. tune
3. flew
4. blue
5. fruit
6. soup
7. enough
8. door

Unit 5 Week 4

1. cow
2. town
3. mouse
4. how
5. out
6. mouth
7. nothing
8. early

Unit 6 Week 2

1. haul
2. cause
3. saw
4. claw
5. paw
6. dawn
7. love
8. friend

Unit 5 Week 5

1. spoil
2. coin
3. join
4. joy

Name _____

The letters oi and oy can stand for the sound you hear in the middle of noise and at the end of joy.

Use the words in the box to complete each sentence. Write the word on the line.

enjoys boil Roy toy point coin

1. My name is _____




2. This _____ is a dime.




3. She _____ painting.



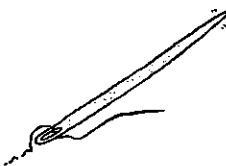
4. This is the baby's _____



5. The water will _____



6. That _____ is sharp!




Name _____


Write the word that completes each sentence.

above build fall knew money toward

1. They are walking _____ the bus.



2. I save my _____ in a bank.



3. The rain is going to _____!



4. We _____ how to fix it.



5. They will _____ something.



6. I see stars _____ me.



Name _____

Time to the Half Hour: Analog

Lesson 7

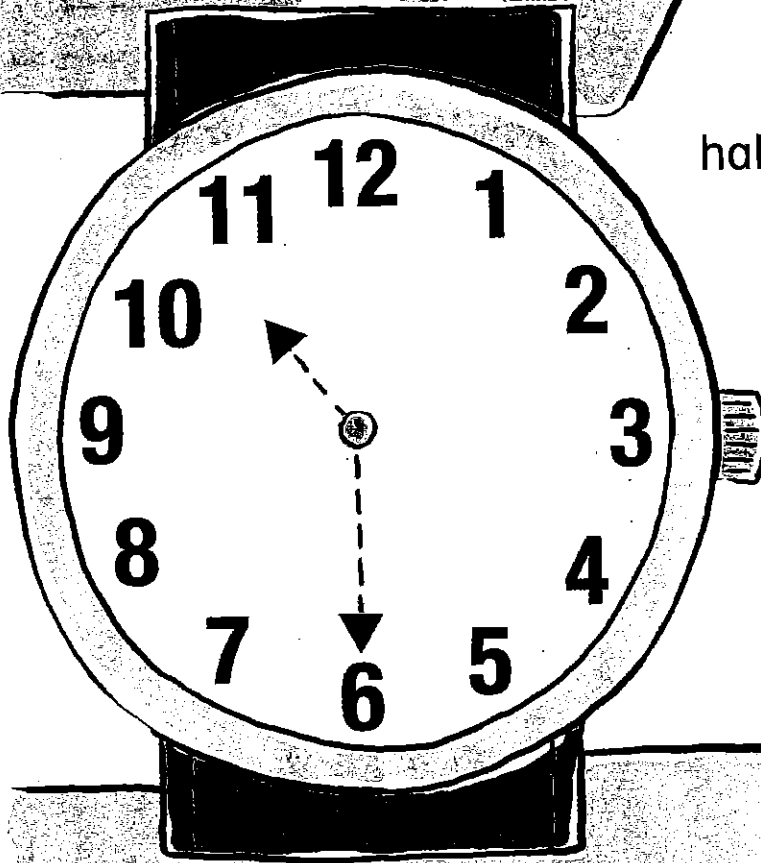
ESSENTIAL QUESTION

How do I determine length and time?

I'm all worn out!




Explore and Explain



half past _____




Teacher Directions: Trace the hour hand red. Trace the minute hand blue. Use  to show the time. Write the time shown on the clock.



See and Show


An analog clock can show time to the **half hour**.
A half hour is 30 minutes.



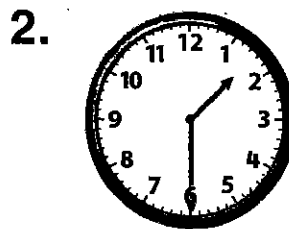
Helpful Hint
The hour hand points between the 4 and 5.
The minute hand points to the 6. It is 4:30.

It is half past
4 or 4:30.


Use . Tell what time is shown. Write the time.



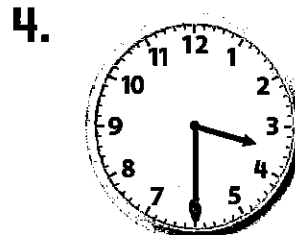
half past _____



half past _____



half past _____



half past _____

Talk Math

It is half past 8. Explain what half past means.


Name _____

What do you get when you cross a dog with a clock?




On My Own

Use . Tell what time is shown. Write the time.




half past _____




half past _____


A Watch Dog!




half past _____




half past _____




half past _____



half past _____



half past _____



half past _____

Informative Writing

For the next 4 weeks you will be writing 5 complete sentences giving information about the seasons: spring, summer, fall, and winter. Please follow this guide to complete your writing each week. Read a book or watch a video about each season to find information.

Week of April 20th: write about spring

Week of April 27th : write about summer

Week of May 4: write about fall

Week of May 11: write about winter

Please follow this format:

Sentence 1 – Introduce the season.



Sentence 2 – Information about the weather in that season.

Sentence 3 – Information about plants, crops, or animals.

Sentences 4 – Information about season appropriate activities?

Sentence 5 – Conclusion including 2 adjectives.

Please revise using the checklist and complete your final draft in your best printing!



Title: Fall

I

D

D
T

D
T

C
and

“Great Writers Read and Revise”



1. Capitals



2. Space



3. Punctuation



4. Super Sentences




- transitional words: Also, In addition, Furthermore
- connecting words: and, or, because, but
- adjectives

5. Read Again



- Read your sentences one more time. Make sure you are not missing any words.



Handwriting practice lines consisting of multiple rows of solid top and bottom lines with a dashed midline.

Handwriting practice lines consisting of multiple sets of three horizontal lines: a solid top line, a dashed middle line, and a solid bottom line.